

Second Quarter 2016

Vol. 15, No. 2



**Louisiana HIV, AIDS and Early Syphilis Surveillance
Quarterly Report**

June 30, 2016

**Louisiana Department of Health and Hospitals
Office of Public Health
STD/HIV Program (SHP)**

**1450 Poydras Street, Suite 2136
New Orleans, Louisiana 70112**

504.568.7474

haprequest@la.gov

<http://dhh.louisiana.gov/hiv>

www.hiv411.org

Louisiana Department of Health
Office of Public Health
STD/HIV Surveillance Program

DeAnn Gruber, PhD, LCSW
Bureau of Infectious Disease Director

Chaquetta Johnson, DNP, MPH
Deputy Program Director

Debbie Wendell, PhD, MPH
Data Management/Analysis Manager

Jessica Fridge, MSPH
Surveillance Program Manager

Javone Davis, MPH
Regional Operations Manager

Stephanie Taylor, MD
STD Medical Director

Joy Ewell
CDC Lead PHA-Louisiana

Editor/Production:

Demerial Banks, MPH
Catherine Desmarais, DrPH

Data Management/Analysis and Surveillance:

Demerial Banks, MPH, HIV Surveillance Epidemiologist

Tania Bechtel, Laboratory Surveillance Supervisor

Antoine Brantley, MPH, Data Analyst

Lakeesha Brumfield, HIV Data Entry Specialist

Catherine Desmarais, DrPH, STD Surveillance Epidemiologist and Data Manager

Ashley Hoover, STD/HIV Perinatal Surveillance Supervisor

Mohammad Rahman, MBBS, MPH, PhD, CDC Epidemiologist

Denise Robertson, ICCR Coordinator

William T. Robinson, PhD, Biostatistician

Josette Russell, HIV Data Entry Specialist

Molly Votaw, MPH, HIV Surveillance Data Management Supervisor

Carmen Washington, HIV Data Entry Specialist

HIV Field Epidemiologists:

Betsy Shepard, PAC, MPH, Epidemiologist Supervisor

James Hubbard
Monica Pendelton

Region 1
Regions 1, 3

Cheryl Edney, BS MT(ASCP)
Gayle Norris, MA
Gale Terry, LPN

Regions 4, 5, 6
Regions 7, 8
Regions 2, 9

Regional STD Supervisors:

Michael Carter
Megan King
Javone Davis
Ken May

Region 1
Region 2
Region 8
Region 4

Patrick Williams
Charles Jones
John Lyons

Region 5 & 6
Region 7
Region 3 & 9

TABLE OF CONTENTS

Contents	Page
Surveillance Summary	1
Louisiana: Persons Living with HIV Infection	3
Persons newly diagnosed with HIV and AIDS	4
Persons diagnosed with Early Syphilis	5
Parish: Persons Living with HIV Infection	6
Persons diagnosed with Early Syphilis	7
Metro New Orleans: Persons Living with HIV Infection	8
Persons newly diagnosed with HIV and AIDS	9
Persons diagnosed with Early Syphilis	10
Metro Baton Rouge: Persons Living with HIV Infection	11
Persons newly diagnosed with HIV and AIDS	12
Persons diagnosed with Early Syphilis	13
Region 1: Persons Living with HIV Infection	14
Persons newly diagnosed with HIV and AIDS	15
Persons diagnosed with Early Syphilis	16
Region 2: Persons Living with HIV Infection	17
Persons newly diagnosed with HIV and AIDS	18
Persons diagnosed with Early Syphilis	19
Region 3: Persons Living with HIV Infection	20
Persons newly diagnosed with HIV and AIDS	21
Persons diagnosed with Early Syphilis	22
Region 4: Persons Living with HIV Infection	23
Persons newly diagnosed with HIV and AIDS	24
Persons diagnosed with Early Syphilis	25
Region 5: Persons Living with HIV Infection	26
Persons newly diagnosed with HIV and AIDS	27
Persons diagnosed with Early Syphilis	28
Region 6: Persons Living with HIV Infection	29
Persons newly diagnosed with HIV and AIDS	30
Persons diagnosed with Early Syphilis	31
Region 7: Persons Living with HIV Infection	32
Persons newly diagnosed with HIV and AIDS	33
Persons diagnosed with Early Syphilis	34
Region 8: Persons Living with HIV Infection	35
Persons newly diagnosed with HIV and AIDS	36
Persons diagnosed with Early Syphilis	37
Region 9: Persons Living with HIV Infection	38
Persons newly diagnosed with HIV and AIDS	39
Persons diagnosed with Early Syphilis	40
List of Figures	
Louisiana: 10-Year Trends New HIV and New AIDS Diagnoses (2006-2015)	41
Louisiana: 10-Year Trends P&S Syphilis Diagnoses (2006-2015)	42
Louisiana: 7-Year Trends Early Latent Syphilis Diagnoses (2009-2015)	42
Louisiana: 10-Year Persons Living with HIV Infection (2006-2015)	43
Surveillance Breakout: Louisiana Primary and Secondary Syphilis and Gonorrhea/HIV Co-infection (2013-2015)	44

Surveillance Summary

Data in this report includes cases diagnosed with HIV, AIDS, or Early Syphilis

- In 2014, Louisiana ranked **2nd** in the nation for estimated HIV case rates (30.4 per 100,000 population) and **9th** in the estimated number of HIV cases. The Baton Rouge MSA ranked **1st** and the New Orleans MSA ranked **3rd** for estimated HIV case rates (44.7 and 36.9 per 100,000, respectively), among the large metropolitan areas in the nation. The most recent *CDC HIV Surveillance Report* (vol. 26) was released in November 2015 and provided the 2014 rankings.
- According to the same report, Louisiana ranked **2nd** highest in estimated state AIDS case rates (13.7 per 100,000) and **11th** in the number of estimated AIDS cases in 2014. The Baton Rouge metropolitan area ranked **1st** in estimated AIDS case rates (21.6 per 100,000) and the New Orleans metropolitan area ranked **4th** in estimated AIDS case rates (17.0 per 100,000) in 2014 among the large metropolitan areas in the nation.
- In 2014, Louisiana ranked **2nd** in the nation for primary and secondary (P&S) syphilis case rates (12.4 per 100,000 population) according to the 2014 *CDC STD Surveillance Report*. A total of 575 P&S syphilis cases were reported.
- As of June 30, 2016, a total of **21,106** persons are living with HIV infection (PLWH) in Louisiana; of these individuals, **11,025** persons (52%) have an AIDS diagnosis.
- In 2015, **1,139** new HIV cases were diagnosed in Louisiana. Of these cases, **33%** (n=375) occurred in Region 1 (New Orleans) and **22%** (n=252) occurred in Region 2 (Baton Rouge).
- In the first half of 2016, a total of **531** persons were diagnosed with early syphilis* in Louisiana; **320** persons were diagnosed with P&S syphilis, and **211** persons were diagnosed with early latent syphilis. Of the total early syphilis cases, **31%** (n=165) occurred in Region 1 (New Orleans) and **21%** (n=112) occurred in Region 7 (Shreveport).
- The primary risk factor for new HIV diagnoses in Louisiana is men who have sex with men (MSM). In 2015, of the persons who reported a risk factor, **66%** reported being MSM, and an additional **3%** reported being MSM and an injection drug user (IDU). As of June 30, 2016, **55%** of all people living with HIV infection in Louisiana were MSM.
- The primary risk factor for early syphilis diagnoses in Louisiana is heterosexual contact. In the first half of 2016, of the persons who reported a risk factor, **62%** reported engaging in heterosexual activity, and **43%** reported being MSM. *Persons could report multiple risk factors for syphilis diagnoses.*
- In Louisiana, **75%** of new HIV cases, **71%** of new AIDS cases, and **68%** of the early syphilis diagnoses were among men.
- African Americans in Louisiana are experiencing a severe health disparity in regards to HIV and STDs. In 2015, **72%** of newly diagnosed HIV cases and **74%** of newly diagnosed AIDS cases were among African Americans. In the first half of 2016, **77%** of early syphilis cases were among African Americans. African Americans make up only 32% of Louisiana's overall population.
- A large percentage of new HIV and syphilis diagnoses occurred among adolescents and young adults. In 2015, **26%** of all new HIV diagnoses occurred among persons 13-24 years old and an additional **33%** occurred among persons 25-34 years old. In the first half of 2016, **39%** of all early syphilis diagnoses occurred among persons 13-24 years old and an additional **37%** occurred among persons 25-34 years old.

* A syphilis diagnosis with less than one year duration is considered to be "early syphilis." This designation covers the primary, secondary, and early latent stages of syphilis.

New Quarterly Report Format:

SHP's new quarterly report format includes P&S syphilis and early latent syphilis diagnoses for Louisiana, the New Orleans and Baton Rouge MSAs, and all nine of the public health regions. It is important to note that the time periods for the HIV and syphilis data are not equivalent. Please pay special attention to the titles above each table. There are different reporting delays and methods for HIV and syphilis which impact the timeliness of those data in this report. The 'Persons Living with AIDS' excerpts have been removed.

AIDS Case Definition Change – Effective for all 2014 and future AIDS Diagnoses:

Prior to 2014, the surveillance case definition for an AIDS diagnosis was: a CD4 cell count <200, a CD4 percentage <14%, or the diagnosis of an opportunistic infection (OI) such as Kaposi Sarcoma. The CDC has changed the case surveillance definition for AIDS. For all AIDS diagnoses, starting January 1, 2014, the case definition is: a CD4 cell count <200 or the diagnosis of an OI. A CD4 percent <14% is no longer part of the AIDS case definition, unless the CD4 count is not available. Previously, a person with a CD4 count of 300 but a percent of 10%, would have been defined as an AIDS case. Because that CD4 count is not below 200, that case is no longer considered a new AIDS diagnosis. If the CD4 count of 300 was not available and only the percent of 10% was available, then the case would be newly diagnosed as AIDS. This change in surveillance case definition will reduce the number of AIDS diagnoses that occur each year, starting with 2014 data.

Time Periods for this Quarterly Report (Second Quarter 2016 Report):

Persons Living with HIV Infection – As of June 30, 2016

New HIV Diagnoses – Calendar Year 2015 (Updated from 1st Quarter Report)

New AIDS Diagnoses – Calendar Year 2015 (Updated from 1st Quarter Report)

New P&S Syphilis Diagnoses – January 1 to June 30, 2016 (First Half of 2016)

New Early Latent Syphilis Diagnoses – January 1 to June 30, 2016 (First Half of 2016)

Future Quarterly Report:

Third Quarter 2016 Report: Release in November 2016

Persons Living with HIV Infection, As of September 30, 2016

HIV and AIDS Diagnoses, Calendar Year 2015 (Updated)

P&S Syphilis and Early Latent Syphilis Diagnoses, First-Third Quarter 2016 (January-September 2016)

Fourth Quarter 2016 Report: Release in February 2017

Persons Living with HIV Infection, As of December 31, 2016

HIV and AIDS Diagnoses, Calendar Year 2015 (Updated)

P&S Syphilis and Early Latent Syphilis Diagnoses, Calendar Year 2016

Please note: This report reflects only information reported to Louisiana's HIV/AIDS and STD surveillance systems.

Persons Living with HIV Infection
Louisiana
as of June 30, 2016

- **37,095** cumulative cases have been detected in Louisiana, including **353** pediatric cases.
- **13,494** cumulative deaths among persons with HIV/AIDS have occurred in Louisiana, including **91** pediatric deaths.
- **21,106** persons are currently living with HIV/AIDS in Louisiana.
 Persons living with HIV: **10,081**
 Persons living with AIDS: **11,025**

Gender

	Cases	Percent
Men	14,815	70 %
Women	6,118	29 %
Transgender Women	172	1 %
Transgender Men	1	<1 %
Total	21,106	100 %

Age Category

Current Age	Cases	Percent
0 - 12	55	<1 %
13 - 19	128	1 %
20 - 24	853	4 %
25 - 29	1,905	9 %
30 - 34	2,175	10 %
35 - 39	2,534	12 %
40 - 44	2,394	11 %
45 - 49	2,676	13 %
50 - 54	3,105	15 %
55 - 59	2,516	12 %
60+	2,765	13 %
Total	21,106	100 %

Race/Ethnicity by Birth Sex

	Men	Women	Total	Percent
Black, Non-Hispanic	9,435	5,026	14,461	69 %
White, Non-Hispanic	4,613	862	5,475	26 %
Hispanic	722	169	891	4 %
Asian/Pacific Islander	72	14	86	<1 %
American Indian	29	11	40	<1 %
Unknown	11	1	12	<1 %
Multi-race	105	36	141	1 %
Total	14,987	6,119	21,106	100 %

Exposure Category by Birth Sex

Cases with a reported risk:	Men	Women	Total	Percent
Men who have sex with men	7,767	0	7,767	55 %
Injection drug use	1,036	639	1,675	12 %
Men who have sex with men and inject drugs	858	0	858	6 %
Heterosexual contact	1,180	2,484	3,664	26 %
Transfusion/Hemophilia	39	30	69	<1 %
Confirmed Other	0	1	1	<1 %
Perinatal	98	112	210	1 %
Total	10,978	3,266	14,244	100 %
<i>No Identified Risk</i>	<i>4,009</i>	<i>2,853</i>	<i>6,862</i>	

**Persons Newly Diagnosed with HIV and AIDS
Louisiana**

HIV CASES DIAGNOSED January - December 2015

• **1,139** persons were newly diagnosed with HIV in Louisiana.

<u>Gender</u>	<u>Cases</u>	<u>Percent</u>	<u>Race/Ethnicity</u>	<u>Cases</u>	<u>Percent</u>
Men	852	75 %	Black, Non-Hispanic	816	72 %
Women	282	25 %	White, Non-Hispanic	235	21 %
Transgender Women	5	<1 %	Hispanic	66	6 %
Total	1,139	100 %	Asian/Pacific Islander	4	<1 %
			American Indian	9	1 %
			Unknown	4	<1 %
			Multi-race	5	<1 %
			Total	1,139	100 %

<u>Age at Detection</u>	<u>Cases</u>	<u>Percent</u>	<u>Cases with a reported risk (by birth sex):</u>	<u>Cases</u>	<u>Percent</u>
0 - 12	2	<1 %	Men who have sex with men	429	66 %
13 - 24	291	26 %	Injection drug use	44	7 %
25 - 34	375	33 %	Men who have sex with men and inject drugs	22	3 %
35 - 44	209	18 %	Heterosexual contact	150	23 %
45+	262	23 %	Perinatal	3	<1 %
Total	1,139	100 %	Total	648	100 %
			<i>No Identified Risk</i>	<i>491</i>	

AIDS CASES DIAGNOSED January - December 2015

• **523** persons were newly diagnosed with AIDS in Louisiana.

<u>Gender</u>	<u>Cases</u>	<u>Percent</u>	<u>Race/Ethnicity</u>	<u>Cases</u>	<u>Percent</u>
Men	367	70 %	Black, Non-Hispanic	386	74 %
Women	153	29 %	White, Non-Hispanic	102	19 %
Transgender Women	3	1 %	Hispanic	23	5 %
Total	523	100 %	Asian/Pacific Islander	2	<1 %
			American Indian	6	1 %
			Multi-race	4	1 %
			Total	523	100 %

<u>Age at Diagnosis</u>	<u>Cases</u>	<u>Percent</u>	<u>Cases with a reported risk (by birth sex):</u>	<u>Cases</u>	<u>Percent</u>
0 - 12	1	<1 %	Men who have sex with men	159	54 %
13 - 24	47	9 %	Injection drug use	27	9 %
25 - 34	149	28 %	Men who have sex with men and inject drugs	10	3 %
35 - 44	128	24 %	Heterosexual contact	99	33 %
45+	198	38 %	Perinatal	2	1 %
Total	523	100 %	Total	297	100 %
			<i>No Identified Risk</i>	<i>226</i>	

**Persons Diagnosed with Early Syphilis
Louisiana**

PERSONS DIAGNOSED WITH P&S SYPHILIS January - June 2016

- 320 persons were diagnosed with P&S Syphilis in Louisiana between January 1 and June 30, 2016.

<u>Gender</u>	<u>Cases</u>	<u>Percent</u>	<u>Race/Ethnicity</u>	<u>Cases</u>	<u>Percent</u>
Men	230	72 %	American Indian	1	<1 %
Women	87	27 %	Asian/Pacific Islander	0	0 %
Transgender Women	3	1 %	Black, Non-Hispanic	247	77 %
Total	320	100 %	Hispanic	4	1 %
			White, Non-Hispanic	68	21 %
			Other/Multi-race	0	0 %
			Unknown	0	0 %
			Total	320	100 %

<u>Age at Diagnosis</u>	<u>Cases</u>	<u>Percent</u>	<u>Cases with a reported risk (Can have >1 risk)</u>	<u>Cases</u>	<u>Percent</u>
0 - 12	0	0 %	Men who have sex with men and inject drugs	4	1 %
13 - 19	42	13 %	Men who have sex with men	127	43 %
20 - 29	159	50 %	Injection drug use	5	2 %
30 - 39	76	24 %	Transactional sex	14	5 %
40+	43	13 %	High risk heterosexual contact	56	19 %
Total	320	100 %	Heterosexual contact	119	41 %
			Incarceration	24	8 %
			Illegal drug use (non-injection)	72	25 %
			<i>No Reported Risk</i>	28	

PERSONS DIAGNOSED WITH EARLY LATENT SYPHILIS January - June 2016

- 211 persons were diagnosed with Early Latent Syphilis in Louisiana between January 1 and June 30, 2016.

<u>Gender</u>	<u>Cases</u>	<u>Percent</u>	<u>Race/Ethnicity</u>	<u>Cases</u>	<u>Percent</u>
Men	131	62 %	American Indian	0	0 %
Women	78	37 %	Asian/Pacific Islander	2	1 %
Transgender Women	2	1 %	Black, Non-Hispanic	160	76 %
Total	211	100 %	Hispanic	3	1 %
			White, Non-Hispanic	46	22 %
			Other/Multi-race	0	0 %
			Unknown	0	0 %
			Total	211	100 %

<u>Age at Diagnosis</u>	<u>Cases</u>	<u>Percent</u>	<u>Cases with a reported risk (Can have >1 risk)</u>	<u>Cases</u>	<u>Percent</u>
0 - 12	0	0 %	Men who have sex with men and inject drugs	3	1 %
13 - 19	26	12 %	Men who have sex with men	83	40 %
20 - 29	98	47 %	Injection drug use	3	1 %
30 - 39	57	27 %	Transactional sex	8	4 %
40+	30	14 %	High risk heterosexual contact	31	15 %
Total	211	100 %	Heterosexual contact	101	49 %
			Incarceration	29	14 %
			Illegal drug use (non-injection)	60	29 %
			<i>No Reported Risk</i>	6	

* A syphilis diagnosis with less than one year duration is considered to be "early syphilis." This designation covers the primary, secondary, and early latent stages of syphilis.

Persons Living with HIV Infection by Parish
as of June 30, 2016

Second Quarter 2016

<u>Parish</u>	<u>Living Cases</u>	<u>Parish</u>	<u>Living Cases</u>
Acadia	120	Sabine	19
Allen	260	St. Bernard	184
Ascension	246	St. Charles	120
Assumption	33	St. Helena	20
Avoyelles	165	St. James	74
Beauregard	47	St. John the Baptist	167
Bienville	31	St. Landry	298
Bossier	227	St. Martin	111
Caddo	1,187	St. Mary	94
Calcasieu	707	St. Tammany	479
Caldwell	21	Tangipahoa	402
Cameron	3	Tensas	33
Catahoula	26	Terrebonne	206
Claiborne	71	Union	33
Concordia	50	Vermilion	94
De Soto	55	Vernon	78
East Baton Rouge	4,031	Washington	189
East Carroll	24	Webster	84
East Feliciana	162	West Baton Rouge	103
Evangeline	73	West Carroll	17
Franklin	52	West Feliciana	150
Grant	51	Winn	65
Iberia	120		
Iberville	331		
Jackson	19		
Jefferson	1,938		
Jefferson Davis	65		
La Salle	34		
Lafayette	774		
Lafourche	173		
Lincoln	101		
Livingston	232		
Madison	38		
Morehouse	63		
Natchitoches	121		
Orleans	5,137		
Ouachita	632		
Plaquemines	43		
Pointe Coupee	48		
Rapides	511		
Red River	14		
Richland	50		
		Total	21,106

**Persons Diagnosed with Early Syphilis* by Parish
January - June 2016**

<u>Parish</u>	<u>Diagnoses</u>	<u>Parish</u>	<u>Diagnoses</u>
Acadia	1	Sabine	1
Allen	1	St. Bernard	1
Ascension	2	St. Charles	2
Assumption	0	St. Helena	0
Avoyelles	1	St. James	5
Beauregard	0	St. John the Baptist	5
Bienville	2	St. Landry	10
Bossier	12	St. Martin	5
Caddo	82	St. Mary	2
Calcasieu	15	St. Tammany	5
Caldwell	0	Tangipahoa	3
Cameron	0	Tensas	1
Catahoula	0	Terrebonne	9
Claiborne	2	Union	2
Concordia	2	Vermilion	4
De Soto	4	Vernon	0
East Baton Rouge	54	Washington	2
East Carroll	1	Webster	2
East Feliciana	2	West Baton Rouge	7
Evangeline	1	West Carroll	1
Franklin	1	West Feliciana	0
Grant	2	Winn	0
Iberia	7		
Iberville	1		
Jackson	1		
Jefferson	39		
Jefferson Davis	0		
La Salle	0		
Lafayette	28		
Lafourche	8		
Lincoln	7		
Livingston	3		
Madison	5		
Morehouse	0		
Natchitoches	6		
Orleans	123		
Ouachita	22		
Plaquemines	2		
Pointe Coupee	0		
Rapides	22		
Red River	1		
Richland	4		
		Total	531

* A syphilis diagnosis with less than one year duration is considered to be "early syphilis." This designation covers the primary, secondary, and early latent stages of syphilis.

**Persons Living with HIV Infection
Metro New Orleans
as of June 30, 2016**

Jefferson, Orleans, St. Tammany, St. John the Baptist, Plaquemines, St. Bernard, St. James, St. Charles Parishes

- **16,822** cumulative cases have been detected in the New Orleans MSA, including **169** pediatric cases.
- **5,793** cumulative deaths among persons with HIV infection have occurred in the New Orleans MSA, including **45** pediatric deaths
- **8,142** persons are currently living with HIV infection in the New Orleans MSA.
Persons living with HIV: **3,862**
Persons living with AIDS: **4,280**

Gender

	Cases	Percent
Men	5,999	74 %
Women	2,054	25 %
Transgender Women	1	<1 %
Transgender Men	88	1 %
Total	8,142	100 %

Age Category

Current Age	Cases	Percent
0 - 12	24	<1 %
13 - 19	49	1 %
20 - 24	291	4 %
25 - 29	705	9 %
30 - 34	822	10 %
35 - 39	927	11 %
40 - 44	879	11 %
45 - 49	1,011	12 %
50 - 54	1,234	15 %
55 - 59	1,025	13 %
60+	1,175	14 %
Total	8,142	100 %

Race/Ethnicity by Birth Sex

	Men	Women	Total	Percent
Black, Non-Hispanic	3,432	1,661	5,093	63 %
White, Non-Hispanic	2,172	264	2,436	30 %
Hispanic	392	114	506	6 %
Asian/Pacific Islander	41	6	47	1 %
American Indian	8	0	8	<1 %
Unknown	7	1	8	<1 %
Multi-race	35	9	44	1 %
Total	6,087	2,055	8,142	100 %

Exposure Category by Birth Sex

Cases with a reported risk:	Men	Women	Total	Percent
Men who have sex with men	3,501	0	3,501	61 %
Injection drug use	319	213	532	9 %
Men who have sex with men and inject drugs	328	0	328	6 %
Heterosexual contact	394	837	1,231	22 %
Transfusion/Hemophilia	18	13	31	1 %
Perinatal	37	46	83	1 %
Total	4,597	1,109	5,706	100 %
<i>No Identified Risk</i>	<i>1,490</i>	<i>946</i>	<i>2,436</i>	

Persons Newly Diagnosed with HIV and AIDS

Metro New Orleans

Jefferson, Orleans, St. Tammany, St. John the Baptist, Plaquemines, St. Bernard, St. James, St. Charles Parishes

HIV CASES DIAGNOSED January - December 2015

- 412 persons were newly diagnosed with HIV in the New Orleans MSA.

<u>Gender</u>	<u>Cases</u>	<u>Percent</u>	<u>Race/Ethnicity</u>	<u>Cases</u>	<u>Percent</u>
Men	332	81 %	Black, Non-Hispanic	279	68 %
Women	77	19 %	White, Non-Hispanic	89	22 %
Transgender Women	3	<1 %	Hispanic	35	8 %
Total	412	100 %	Asian/Pacific Islander	2	<1 %
			American Indian	1	<1 %
			Unknown	4	1 %
			Multi-race	2	<1 %
			Total	412	100 %

<u>Age at Detection</u>	<u>Cases</u>	<u>Percent</u>	<u>Cases with a reported risk (by birth sex):</u>	<u>Cases</u>	<u>Percent</u>
0 - 12	2	<1 %	Men who have sex with men	174	65 %
13 - 24	99	24 %	Injection drug use	25	9 %
25 - 34	147	36 %	Men who have sex with men and inject drugs	13	5 %
35 - 44	84	20 %	Heterosexual contact	53	20 %
45+	80	19 %	Perinatal	2	1 %
Total	412	100 %	Total	267	100 %
			<i>No Identified Risk</i>	<i>145</i>	

AIDS CASES DIAGNOSED January - December 2015

- 187 persons were newly diagnosed with AIDS in the New Orleans MSA.

<u>Gender</u>	<u>Cases</u>	<u>Percent</u>	<u>Race/Ethnicity</u>	<u>Cases</u>	<u>Percent</u>
Men	135	72 %	Black, Non-Hispanic	133	71 %
Women	51	27 %	White, Non-Hispanic	39	21 %
Transgender Women	1	1 %	Hispanic	12	6 %
Total	187	100 %	Asian/Pacific Islander	1	<1 %
			American Indian	1	<1 %
			Multi-race	1	<1 %
			Total	187	100 %

<u>Age at Diagnosis</u>	<u>Cases</u>	<u>Percent</u>	<u>Cases with a reported risk (by birth sex):</u>	<u>Cases</u>	<u>Percent</u>
0 - 12	1	1 %	Men who have sex with men	61	50 %
13 - 24	16	9 %	Injection drug use	15	12 %
25 - 34	50	27 %	Men who have sex with men and inject drugs	4	3 %
35 - 44	49	26 %	Heterosexual contact	41	33 %
45+	71	38 %	Perinatal	2	2 %
Total	187	100 %	Total	123	100 %
			<i>No Identified Risk</i>	<i>64</i>	

**Persons Diagnosed with Early Syphilis
Metro New Orleans**

Jefferson, Orleans, St. Tammany, St. John the Baptist, Plaquemines, St. Bernard, St. James, St. Charles Parishes

PERSONS DIAGNOSED WITH P&S SYPHILIS January - June 2016

• 97 persons were diagnosed with P&S Syphilis in the New Orleans MSA from January 1 through June 30, 2016.

<u>Gender</u>	<u>Cases</u>	<u>Percent</u>	<u>Race/Ethnicity</u>	<u>Cases</u>	<u>Percent</u>
Men	84	87 %	American Indian	0	0 %
Women	12	12 %	Asian/Pacific Islander	0	0 %
Transgender Women	1	1 %	Black, Non-Hispanic	75	77 %
Total	97	100 %	Hispanic	0	0 %
			White, Non-Hispanic	22	23 %
			Other/Multi-race	0	0 %
			Unknown	0	0 %
			Total	97	100 %

<u>Age at Diagnosis</u>	<u>Cases</u>	<u>Percent</u>	<u>Cases with a reported risk (Can have >1 risk)</u>	<u>Cases</u>	<u>Percent</u>
0 - 12	0	0 %	Men who have sex with men and inject drugs	2	2 %
13 - 19	9	9 %	Men who have sex with men	55	63 %
20 - 29	47	49 %	Injection drug use	0	0 %
30 - 39	28	29 %	Transactional sex	1	1 %
40+	13	13 %	High risk heterosexual contact	14	16 %
Total	97	100 %	Heterosexual contact	24	27 %
			Incarceration	7	8 %
			Illegal drug use (non-injection)	18	20 %
			<i>No Reported Risk</i>	9	

PERSONS DIAGNOSED WITH EARLY LATENT SYPHILIS January - June 2016

• 85 persons were diagnosed with Early Latent Syphilis in the New Orleans MSA from January 1 through June 30, 2016.

<u>Gender</u>	<u>Cases</u>	<u>Percent</u>	<u>Race/Ethnicity</u>	<u>Cases</u>	<u>Percent</u>
Men	63	74 %	American Indian	0	0 %
Women	21	25 %	Asian/Pacific Islander	2	2 %
Transgender Women	1	1 %	Black, Non-Hispanic	68	80 %
Total	85	100 %	Hispanic	0	0 %
			White, Non-Hispanic	15	18 %
			Other/Multi-race	0	0 %
			Unknown	0	0 %
			Total	85	100 %

<u>Age at Diagnosis</u>	<u>Cases</u>	<u>Percent</u>	<u>Cases with a reported risk (Can have >1 risk)</u>	<u>Cases</u>	<u>Percent</u>
0 - 12	0	0 %	Men who have sex with men and inject drugs	2	3 %
13 - 19	2	2 %	Men who have sex with men	47	59 %
20 - 29	36	42 %	Injection drug use	1	1 %
30 - 39	30	35 %	Transactional sex	1	1 %
40+	17	20 %	High risk heterosexual contact	11	14 %
Total	85	100 %	Heterosexual contact	30	38 %
			Incarceration	12	15 %
			Illegal drug use (non-injection)	20	25 %
			<i>No Reported Risk</i>	5	

**Persons Living with HIV Infection
Metro Baton Rouge
as of June 30, 2016**

Ascension, East Baton Rouge, East Feliciana, Iberville, Livingston, Pointe Coupee, St. Helena, West Baton Rouge, West Feliciana Parishes

- **8,569** cumulative cases have been detected in the Baton Rouge MSA, including 80 pediatric cases.
- **3,434** cumulative deaths among persons with HIV infection have occurred in the Baton Rouge MSA, including **17** pediatric deaths.
- **5,323** persons are currently living with HIV infection in the Baton Rouge MSA.
Persons living with HIV: **2,505**
Persons living with AIDS: **2,818**

Gender

	Cases	Percent
Men	3,397	64 %
Women	1,886	35 %
Transgender Women	40	1 %
Total	5,323	100 %

Age Category

Current Age	Cases	Percent
0 - 12	19	<1 %
13 - 19	26	<1 %
20 - 24	212	4 %
25 - 29	478	9 %
30 - 34	587	11 %
35 - 39	690	13 %
40 - 44	666	13 %
45 - 49	677	13 %
50 - 54	730	14 %
55 - 59	585	11 %
60+	653	12 %
Total	5,323	100 %

Race/Ethnicity by Birth Sex

	Men	Women	Total	Percent
Black, Non-Hispanic	2,668	1,677	4,345	82 %
White, Non-Hispanic	667	174	841	16 %
Hispanic	66	20	86	2 %
Asian/Pacific Islander	11	5	16	<1 %
American Indian	2	0	2	<1 %
Multi-race	23	10	33	1 %
Total	3,437	1,886	5,323	100 %

Exposure Category by Birth Sex

Cases with a reported risk:	Men	Women	Total	Percent
Men who have sex with men	1,464	0	1,464	44 %
Injection drug use	360	209	569	17 %
Men who have sex with men and inject drugs	195	0	195	6 %
Heterosexual contact	329	692	1,021	31 %
Transfusion/Hemophilia	7	8	15	<1 %
Perinatal	31	27	58	2 %
Total	2,386	936	3,322	100 %
<i>No Identified Risk</i>	<i>1,051</i>	<i>950</i>	<i>2,001</i>	

Persons Newly Diagnosed with HIV and AIDS

Metro Baton Rouge

Ascension, East Baton Rouge, East Feliciana, Iberville, Livingston, Pointe Coupee, St. Helena, West Baton Rouge, West Feliciana Parishes

HIV CASES DIAGNOSED January - December 2015

- 266 persons were newly diagnosed with HIV in the Baton Rouge MSA.

<u>Gender</u>	<u>Cases</u>	<u>Percent</u>	<u>Race/Ethnicity</u>	<u>Cases</u>	<u>Percent</u>
Men	184	69 %	Black, Non-Hispanic	225	85 %
Women	81	30 %	White, Non-Hispanic	30	11 %
Transgender Women	1	1 %	Hispanic	8	3 %
Total	266	100 %	Asian/Pacific Islander	1	<1 %
			Multi-race	2	1 %
			Total	266	100 %

<u>Age at Detection</u>	<u>Cases</u>	<u>Percent</u>	<u>Cases with a reported risk (by birth sex):</u>	<u>Cases</u>	<u>Percent</u>
13 - 24	73	27 %	Men who have sex with men	96	70 %
25 - 34	85	32 %	Injection drug use	5	4 %
35 - 44	52	20 %	Men who have sex with men and inject drugs	5	4 %
45+	56	21 %	Heterosexual contact	31	22 %
Total	266	100 %	Perinatal	1	1 %
			Total	138	100 %
			<i>No Identified Risk</i>	<i>128</i>	

AIDS CASES DIAGNOSED January - December 2015

- 134 persons were newly diagnosed with AIDS in the Baton Rouge MSA.

<u>Gender</u>	<u>Cases</u>	<u>Percent</u>	<u>Race/Ethnicity</u>	<u>Cases</u>	<u>Percent</u>
Men	93	69 %	Black, Non-Hispanic	110	84 %
Women	40	30 %	White, Non-Hispanic	21	12 %
Transgender Women	1	1 %	Hispanic	1	4 %
Total	134	100 %	Asian/Pacific Islander	1	1 %
			Multi-race	1	1 %
			Total	134	100 %

<u>Age at Diagnosis</u>	<u>Cases</u>	<u>Percent</u>	<u>Cases with a reported risk:</u>	<u>Cases</u>	<u>Percent</u>
13 - 24	10	7 %	Men who have sex with men	38	57 %
25 - 34	39	29 %	Injection drug use	7	10 %
35 - 44	35	26 %	Men who have sex with men and inject drugs	5	7 %
45+	50	37 %	Heterosexual contact	17	25 %
Total	134	100 %	Total	67	100 %
			<i>No Identified Risk</i>	<i>67</i>	

**Persons Diagnosed with Early Syphilis
Metro Baton Rouge**

Ascension, East Baton Rouge, East Feliciana, Iberville, Livingston, Pointe Coupee, St. Helena, West Baton Rouge, West Feliciana Parishes

PERSONS DIAGNOSED WITH P&S SYPHILIS January – June 2016

- 54 persons were diagnosed with P&S Syphilis in the Baton Rouge MSA from January 1 through June 30, 2016.

<u>Gender</u>	<u>Cases</u>	<u>Percent</u>	<u>Race/Ethnicity</u>	<u>Cases</u>	<u>Percent</u>
Men	41	76 %	American Indian	0	0 %
Women	13	24 %	Asian/Pacific Islander	0	0 %
Total	54	100 %	Black, Non-Hispanic	47	87 %
			Hispanic	0	0 %
			White, Non-Hispanic	7	13 %
			Other/Multi-race	0	0 %
			Unknown	0	0 %
			Total	54	100 %

<u>Age at Diagnosis</u>	<u>Cases</u>	<u>Percent</u>	<u>Cases with a reported risk (Can have >1 risk)</u>	<u>Cases</u>	<u>Percent</u>
0 - 12	0	0 %	Men who have sex with men and inject drugs	2	4 %
13 - 19	10	18 %	Men who have sex with men	24	51 %
20 – 29	28	52 %	Injection drug use	0	0 %
30 - 39	7	13 %	Transactional sex	4	9 %
40+	9	17 %	High risk heterosexual contact	5	11 %
Total	54	100 %	Heterosexual contact	17	36 %
			Incarceration	1	2 %
			Illegal drug use (non-injection)	4	9 %
			<i>No Reported Risk</i>	7	

PERSONS DIAGNOSED WITH EARLY LATENT SYPHILIS January – June 2016

- 15 persons were diagnosed with Early Latent Syphilis in the Baton Rouge MSA from January 1 through June 30, 2016.

<u>Gender</u>	<u>Cases</u>	<u>Percent</u>	<u>Race/Ethnicity</u>	<u>Cases</u>	<u>Percent</u>
Men	14	93 %	American Indian	0	0 %
Women	1	7 %	Asian/Pacific Islander	0	0 %
Total	15	100 %	Black, Non-Hispanic	11	73 %
			Hispanic	2	13 %
			White, Non-Hispanic	2	13 %
			Other/Multi-race	0	0 %
			Unknown	0	0 %
			Total	15	100 %

<u>Age at Diagnosis</u>	<u>Cases</u>	<u>Percent</u>	<u>Cases with a reported risk (Can have >1 risk)</u>	<u>Cases</u>	<u>Percent</u>
0 - 12	0	0 %	Men who have sex with men and inject drugs	0	0 %
13 - 19	0	0 %	Men who have sex with men	7	47 %
20 – 29	8	53 %	Injection drug use	0	0 %
30 - 39	6	40 %	Transactional sex	0	0 %
40+	1	7 %	High risk heterosexual contact	2	13 %
Total	15	100 %	Heterosexual contact	6	40 %
			Incarceration	1	7 %
			Illegal drug use (non-injection)	2	13 %
			<i>No Reported Risk</i>	0	

Persons Living with HIV Infection

Region 1: New Orleans Region

as of June 30, 2016

Jefferson, Orleans, Plaquemines, St. Bernard Parishes

- **15,702** cumulative cases have been detected in Region 1, including **150** pediatric cases.
- **5,643** cumulative deaths among persons in Region 1 with HIV infection have occurred, including **44** pediatric deaths.
- **7,302** persons are currently living with HIV infection in Region 1.
Persons living with HIV: **3,466**
Persons living with AIDS: **3,836**

Gender

	Cases	Percent
Men	5,373	74 %
Women	1,840	25 %
Transgender Women	88	1 %
Transgender Men	1	<1 %
Total	7,302	100 %

Age Category

<u>Current Age</u>	Cases	Percent
0 - 12	19	<1 %
13 - 19	44	1 %
20 - 24	255	3 %
25 - 29	631	9 %
30 - 34	740	10 %
35 - 39	836	11 %
40 - 44	790	11 %
45 - 49	897	12 %
50 - 54	1,100	15 %
55 - 59	919	13 %
60+	1,071	15 %
Total	7,302	100 %

Race/Ethnicity by Sex at Birth

	Men	Women	Total	Percent
Black, Non-Hispanic	3,152	1,522	4,674	64 %
White, Non-Hispanic	1,860	201	2,061	28 %
Hispanic	368	105	473	6 %
Asian/Pacific Islander	38	4	42	1 %
American Indian	7	0	7	<1 %
Unknown	7	1	8	<1 %
Multi-race	29	8	37	1 %
Total	5,461	1,841	7,302	100 %

Exposure Category by Sex at Birth

<u>Cases with a reported risk:</u>	Men	Women	Total	Percent
Men who have sex with men	3,130	0	3130	61 %
Injection drug use	290	190	480	9 %
Men who have sex with men and inject drugs	303	0	303	6 %
Heterosexual contact	360	755	1115	22 %
Transfusion/Hemophilia	16	13	29	1 %
Perinatal	30	38	68	1 %
Total	4,129	996	5,125	100 %

<i>No Identified Risk</i>	<i>1,332</i>	<i>845</i>	<i>2,177</i>
---------------------------	--------------	------------	--------------

Persons Newly Diagnosed with HIV and AIDS**Region 1: New Orleans Region***Jefferson, Orleans, Plaquemines, St. Bernard Parishes***HIV CASES DIAGNOSED January - December 2015**

- 375 persons were newly diagnosed with HIV in Region 1.

<u>Gender</u>	<u>Cases</u>	<u>Percent</u>	<u>Race/Ethnicity</u>	<u>Cases</u>	<u>Percent</u>
Men	303	81 %	Black, Non-Hispanic	254	68 %
Women	69	18 %	White, Non-Hispanic	79	21 %
Transgender Women	3	1 %	Hispanic	34	9 %
Total	375	100 %	Asian/Pacific Islander	1	<1 %
			American Indian	1	<1 %
			Unknown	4	1 %
			Multi-race	2	1 %
			Total	375	100 %

<u>Age at Diagnosis</u>	<u>Cases</u>	<u>Percent</u>	<u>Cases with a reported risk (by birth sex):</u>	<u>Cases</u>	<u>Percent</u>
0 - 12	1	<1 %	Men who have sex with men	161	66 %
13 - 24	93	25 %	Injection drug use	24	10 %
25 - 34	130	35 %	Men who have sex with men and inject drugs	12	5 %
35-44	78	21 %	Heterosexual contact	47	17 %
45+	73	19 %	Perinatal	1	<1 %
Total	375	100 %	Total	245	100 %

No Identified Risk 130

AIDS CASES DIAGNOSED January - December 2015

- 172 persons were newly diagnosed with AIDS in Region 1.

<u>Gender</u>	<u>Cases</u>	<u>Percent</u>	<u>Race/Ethnicity</u>	<u>Cases</u>	<u>Percent</u>
Men	121	70 %	Black, Non-Hispanic	124	72 %
Women	50	29 %	White, Non-Hispanic	34	21 %
Transgender Women	1	1 %	Hispanic	12	6 %
Total	172	100 %	Asian/Pacific Islander	1	1 %
			Multi-race	1	1 %
			Total	172	100 %

<u>Age at Diagnosis</u>	<u>Cases</u>	<u>Percent</u>	<u>Cases with a reported risk (by birth sex):</u>	<u>Cases</u>	<u>Percent</u>
0 - 12	1	1 %	Men who have sex with men	55	49 %
13 - 24	16	9 %	Injection drug use	13	12 %
25 - 34	44	26 %	Men who have sex with men and inject drugs	4	4 %
35 - 44	46	27 %	Heterosexual contact	39	35 %
45+	65	38 %	Perinatal	2	2 %
Total	172	100 %	Total	113	100 %

No Identified Risk 59

Persons Diagnosed with Early Syphilis

Region 1: New Orleans Region

Jefferson, Orleans, Plaquemines, St. Bernard Parishes

PERSONS DIAGNOSED WITH P&S SYPHILIS January – June 2016

- 88 persons were diagnosed with P&S Syphilis in Region 1 from January 1 through June 30, 2016.

<u>Gender</u>	<u>Cases</u>	<u>Percent</u>	<u>Race/Ethnicity</u>	<u>Cases</u>	<u>Percent</u>
Men	77	88 %	American Indian	0	0 %
Women	10	11 %	Asian/Pacific Islander	0	0 %
Transgender Women	1	1 %	Black, Non-Hispanic	68	77 %
Total	88	100 %	Hispanic	0	0 %
			White, Non-Hispanic	20	23 %
			Other/Multi-race	0	0 %
			Unknown	0	0 %
			Total	88	100 %

<u>Age at Diagnosis</u>	<u>Cases</u>	<u>Percent</u>	<u>Cases with a reported risk (Can have >1 risk)</u>	<u>Cases</u>	<u>Percent</u>
0 - 12	0	0 %	Men who have sex with men and inject drugs	2	2 %
13 - 19	8	9 %	Men who have sex with men	51	62 %
20 – 29	40	45 %	Injection drug use	0	0 %
30 - 39	27	31 %	Transactional sex	1	1 %
40+	13	15 %	High risk heterosexual contact	13	16 %
Total	88	100 %	Heterosexual contact	22	27 %
			Incarceration	6	7 %
			Illegal drug use (non-injection)	17	21 %
			<i>No Reported Risk</i>	6	

PERSONS DIAGNOSED WITH EARLY LATENT SYPHILIS January – June 2016

- 77 persons were diagnosed with Early Latent Syphilis in Region 1 from January 1 through June 30, 2016.

<u>Gender</u>	<u>Cases</u>	<u>Percent</u>	<u>Race/Ethnicity</u>	<u>Cases</u>	<u>Percent</u>
Men	58	75 %	American Indian	0	0 %
Women	18	23 %	Asian/Pacific Islander	2	3 %
Transgender Women	1	1 %	Black, Non-Hispanic	60	78 %
Total	77	100 %	Hispanic	0	0 %
			White, Non-Hispanic	15	19 %
			Other/Multi-race	0	0 %
			Unknown	0	0 %
			Total	77	100 %

<u>Age at Diagnosis</u>	<u>Cases</u>	<u>Percent</u>	<u>Cases with a reported risk (Can have >1 risk)</u>	<u>Cases</u>	<u>Percent</u>
0 - 12	0	0 %	Men who have sex with men and inject drugs	2	3 %
13 - 19	2	3 %	Men who have sex with men	43	60 %
20 – 29	29	38 %	Injection drug use	1	1 %
30 - 39	29	38 %	Transactional sex	1	1 %
40+	17	22 %	High risk heterosexual contact	10	14 %
Total	77	100 %	Heterosexual contact	27	38 %
			Incarceration	11	15 %
			Illegal drug use (non-injection)	20	28 %
			<i>No Reported Risk</i>	5	

Persons Newly Diagnosed with HIV and AIDS**Region 2: Baton Rouge Region***Ascension, East Baton Rouge, East Feliciana, Iberville, Pointe Coupee, West Baton Rouge, West Feliciana Parishes***HIV CASES DIAGNOSED January - December 2015**

- 252 persons were newly diagnosed with HIV in Region 2.

<u>Gender</u>	<u>Cases</u>	<u>Percent</u>	<u>Race/Ethnicity</u>	<u>Cases</u>	<u>Percent</u>
Men	176	70 %	Black, Non-Hispanic	216	86 %
Women	75	30 %	White, Non-Hispanic	25	10 %
Transgender Women	1	<1 %	Hispanic	8	3 %
Total	252	100 %	Asian/Pacific Islander	1	<1 %
			Multi-race	2	1 %
			Total	252	100 %

<u>Age at Diagnosis</u>	<u>Cases</u>	<u>Percent</u>	<u>Cases with a reported risk (by birth sex):</u>	<u>Cases</u>	<u>Percent</u>
13 - 24	72	29 %	Men who have sex with men	91	71 %
25 - 34	81	32 %	Injection drug use	5	4 %
35 - 44	48	19 %	Men who have sex with men and inject drugs	5	4 %
45+	51	20 %	Heterosexual contact	27	21 %
45+	78	23 %	Perinatal	1	1 %
Total	252	100 %	Total	129	100 %

No Identified Risk 123

AIDS CASES DIAGNOSED January - December 2015

- 121 persons were newly diagnosed with AIDS in Region 2.

<u>Gender</u>	<u>Cases</u>	<u>Percent</u>	<u>Race/Ethnicity</u>	<u>Cases</u>	<u>Percent</u>
Men	84	69 %	Black, Non-Hispanic	102	86 %
Women	36	30 %	White, Non-Hispanic	16	9 %
Transgender Women	1	<1 %	Hispanic	1	4 %
Total	121	100 %	Asian/Pacific Islander	1	1 %
			Multi-race	1	1 %
			Total	121	100 %

<u>Age at Diagnosis</u>	<u>Cases</u>	<u>Percent</u>	<u>Cases with a reported risk (by birth sex):</u>	<u>Cases</u>	<u>Percent</u>
13 - 24	10	8 %	Men who have sex with men	35	57 %
25 - 34	37	31 %	Injection drug use	6	10 %
35 - 44	32	26 %	Men who have sex with men and inject drugs	5	8 %
45+	42	35 %	Heterosexual contact	15	25 %
Total	121	100 %	Total	61	100 %

No Identified Risk 60

Persons Diagnosed with Early Syphilis**Region 2: Baton Rouge Region***Ascension, East Baton Rouge, East Feliciana, Iberville, Pointe Coupee, West Baton Rouge, West Feliciana Parishes***PERSONS DIAGNOSED WITH P&S SYPHILIS January – June 2016**

- 52 persons were diagnosed with P&S Syphilis in Region 2 from January 1 through June 30, 2016.

<u>Gender</u>	<u>Cases</u>	<u>Percent</u>	<u>Race/Ethnicity</u>	<u>Cases</u>	<u>Percent</u>
Men	39	75 %	American Indian	0	0 %
Women	13	25 %	Asian/Pacific Islander	0	0 %
Total	52	100 %	Black, Non-Hispanic	47	90 %
			Hispanic	0	0 %
			White, Non-Hispanic	5	10 %
			Other/Multi-race	0	0 %
			Unknown	0	0 %
			Total	52	100 %

<u>Age at Diagnosis</u>	<u>Cases</u>	<u>Percent</u>	<u>Cases with a reported risk (Can have >1 risk)</u>	<u>Cases</u>	<u>Percent</u>
0 - 12	0	0 %	Men who have sex with men and inject drugs	2	4 %
13 - 19	10	19 %	Men who have sex with men	22	49 %
20 – 29	27	52 %	Injection drug use	0	0 %
30 - 39	7	14 %	Transactional sex	4	9 %
40+	8	15 %	High risk heterosexual contact	5	11 %
Total	52	100 %	Heterosexual contact	17	38 %
			Incarceration	1	2 %
			Illegal drug use (non-injection)	4	9 %
			<i>No Reported Risk</i>	7	

PERSONS DIAGNOSED WITH EARLY LATENT SYPHILIS January – June 2016

- 14 persons were diagnosed with Early Latent Syphilis in Region 2 from January 1 through June 30, 2016.

<u>Gender</u>	<u>Cases</u>	<u>Percent</u>	<u>Race/Ethnicity</u>	<u>Cases</u>	<u>Percent</u>
Men	13	93 %	American Indian	0	0 %
Women	1	7 %	Asian/Pacific Islander	0	0 %
Total	14	100 %	Black, Non-Hispanic	11	79 %
			Hispanic	1	7 %
			White, Non-Hispanic	2	14 %
			Other/Multi-race	0	0 %
			Unknown	0	0 %
			Total	14	100 %

<u>Age at Diagnosis</u>	<u>Cases</u>	<u>Percent</u>	<u>Cases with a reported risk (Can have >1 risk)</u>	<u>Cases</u>	<u>Percent</u>
0 - 12	0	0 %	Men who have sex with men and inject drugs	0	0 %
13 - 19	0	0 %	Men who have sex with men	7	50 %
20 – 29	7	50 %	Injection drug use	0	0 %
30 - 39	6	43 %	Transactional sex	0	0 %
40+	1	7 %	High risk heterosexual contact	2	14 %
Total	14	100 %	Heterosexual contact	6	43 %
			Incarceration	1	7 %
			Illegal drug use (non-injection)	1	7 %
			<i>No Reported Risk</i>	0	

Persons Living with HIV Infection

Region 3: Houma Region

as of June 30, 2016

Assumption, Lafourche, St. Charles, St. James, St. John the Baptist, St. Mary, Terrebonne Parishes

- **1,301** cumulative cases have been detected in Region 3, including **20** pediatric cases.
- **370** cumulative deaths among persons in Region 3 with HIV infection have occurred, including **2** pediatric deaths.
- **867** persons are currently living with HIV infection in Region 3.
 Persons living with HIV: **392**
 Persons living with AIDS: **475**

<u>Gender</u>	<u>Cases</u>	<u>Percent</u>
Men	577	67 %
Women	282	33 %
Transgender Women	8	<1 %
Total	867	100 %

<u>Age Category</u>			<u>Race/Ethnicity by Sex at Birth</u>				
<u>Current Age</u>	<u>Cases</u>	<u>Percent</u>		<u>Men</u>	<u>Women</u>	<u>Total</u>	<u>Percent</u>
0 - 12	4	<1 %	Black, Non-Hispanic	313	213	526	61 %
13 - 19	9	1 %	White, Non-Hispanic	241	58	299	34 %
20 - 24	48	6 %	Hispanic	25	7	32	4 %
25 - 29	88	10 %	Asian/Pacific Islander	2	1	3	<1 %
30 - 34	101	12 %	American Indian	1	1	2	<1 %
35 - 39	92	11 %	Multi-race	3	2	5	1 %
40 - 44	102	12 %	Total	585	282	867	100 %
45 - 49	115	13 %					
50 - 54	105	12 %					
55 - 59	96	11 %					
60+	107	12 %					
Total	867	100 %					

Exposure Category by Sex at Birth

<u>Cases with a reported risk:</u>	<u>Men</u>	<u>Women</u>	<u>Total</u>	<u>Percent</u>
Men who have sex with men	350	0	350	57 %
Injection drug use	38	18	56	9 %
Men who have sex with men and inject drugs	20	0	20	3 %
Heterosexual contact	36	134	170	28 %
Perinatal	6	10	16	3 %
Total	450	162	612	100 %
<i>No Identified Risk</i>	<i>135</i>	<i>120</i>	<i>255</i>	

Persons Newly Diagnosed with HIV and AIDS

Region 3: Houma Region

Assumption, Lafourche, St. Charles, St. James, St. John the Baptist, St. Mary, Terrebonne Parishes

HIV CASES DIAGNOSED January - December 2015

- 64 persons were newly diagnosed with HIV in Region 3.

<u>Gender</u>	<u>Cases</u>	<u>Percent</u>	<u>Race/Ethnicity</u>	<u>Cases</u>	<u>Percent</u>
Men	45	70 %	Black, Non-Hispanic	41	64 %
Women	19	30 %	White, Non-Hispanic	17	27 %
Total	64	100 %	Hispanic	5	8 %
			American Indian	1	2 %
			Total	64	100 %

<u>Age at Detection</u>	<u>Cases</u>	<u>Percent</u>	<u>Cases with a reported risk (by birth sex):</u>	<u>Cases</u>	<u>Percent</u>
0 - 12	1	2 %	Men who have sex with men	29	59 %
13 - 24	19	30 %	Injection drug use	5	10 %
25 - 34	20	31 %	Men who have sex with men and inject drugs	2	4 %
35 - 44	10	16 %	Heterosexual contact	12	24 %
45+	14	22 %	Perinatal	1	2 %
Total	64	100 %	Total	49	100 %
			<i>No Identified Risk</i>	<i>15</i>	

AIDS CASES DIAGNOSED January - December 2015

- 25 persons were newly diagnosed with AIDS in Region 3.

<u>Gender</u>	<u>Cases</u>	<u>Percent</u>	<u>Race/Ethnicity</u>	<u>Cases</u>	<u>Percent</u>
Men	23	92 %	Black, Non-Hispanic	16	67 %
Women	2	8 %	White, Non-Hispanic	4	27 %
Total	25	100 %	Hispanic	4	7 %
			American Indian	1	4 %
			Total	25	100 %

<u>Age at Diagnosis</u>	<u>Cases</u>	<u>Percent</u>	<u>Cases with a reported risk (by birth sex):</u>	<u>Cases</u>	<u>Percent</u>
13 - 24	5	20 %	Men who have sex with men	14	78 %
25 - 34	8	32 %	Injection drug use	1	6 %
35 - 44	4	16 %	Men who have sex with men and inject drugs	1	6 %
45+	8	32 %	Heterosexual contact	2	11 %
Total	25	100 %	Total	18	100 %
			<i>No Identified Risk</i>	<i>7</i>	

Persons Diagnosed with Early Syphilis**Region 3: Houma Region***Assumption, Lafourche, St. Charles, St. James, St. John the Baptist, St. Mary, Terrebonne Parishes***PERSONS DIAGNOSED WITH P&S SYPHILIS January – June 2016**

- 20 persons were diagnosed with P&S Syphilis in Region 3 from January 1 through June 30, 2016.

<u>Gender</u>	<u>Cases</u>	<u>Percent</u>	<u>Race/Ethnicity</u>	<u>Cases</u>	<u>Percent</u>
Men	11	55 %	American Indian	0	0 %
Women	9	45 %	Asian/Pacific Islander	0	0 %
Total	20	100 %	Black, Non-Hispanic	13	65 %
			Hispanic	1	5 %
			White, Non-Hispanic	6	30 %
			Other/Multi-race	0	0 %
			Unknown	0	0 %
			Total	20	100 %

<u>Age at Diagnosis</u>	<u>Cases</u>	<u>Percent</u>	<u>Cases with a reported risk (Can have >1 risk)</u>	<u>Cases</u>	<u>Percent</u>
0 - 12	0	0 %	Men who have sex with men and inject drugs	0	0 %
13 - 19	4	20 %	Men who have sex with men	7	39 %
20 – 29	12	60 %	Injection drug use	1	6 %
30 - 39	2	10 %	Transactional sex	1	6 %
40+	2	10 %	High risk heterosexual contact	4	22 %
Total	20	100 %	Heterosexual contact	9	50 %
			Incarceration	4	22 %
			Illegal drug use (non-injection)	4	22 %
			<i>No Reported Risk</i>	2	

PERSONS DIAGNOSED WITH EARLY LATENT SYPHILIS January – June 2016

- 11 persons were diagnosed with Early Latent Syphilis in Region 3 from January 1 through June 30, 2016.

<u>Gender</u>	<u>Cases</u>	<u>Percent</u>	<u>Race/Ethnicity</u>	<u>Cases</u>	<u>Percent</u>
Men	7	64 %	American Indian	0	0 %
Women	4	36 %	Asian/Pacific Islander	0	0 %
Total	11	100 %	Black, Non-Hispanic	10	91 %
			Hispanic	1	9 %
			White, Non-Hispanic	0	0 %
			Other/Multi-race	0	0 %
			Unknown	0	0 %
			Total	11	100 %

<u>Age at Diagnosis</u>	<u>Cases</u>	<u>Percent</u>	<u>Cases with a reported risk (Can have >1 risk)</u>	<u>Cases</u>	<u>Percent</u>
0 - 12	0	0 %	Men who have sex with men and inject drugs	0	0 %
13 - 19	1	9 %	Men who have sex with men	4	36 %
20 – 29	9	82 %	Injection drug use	0	0 %
30 - 39	0	0 %	Transactional sex	1	9 %
40+	1	9 %	High risk heterosexual contact	3	27 %
Total	11	100 %	Heterosexual contact	5	45 %
			Incarceration	1	9 %
			Illegal drug use (non-injection)	3	27 %
			<i>No Reported Risk</i>	0	

**Persons Living with HIV Infection
Region 4: Lafayette Region
as of June 30, 2016**

Acadia, Evangeline, Iberia, Lafayette, St. Landry, St. Martin, Vermilion Parishes

- **2,452** cumulative cases have been detected in Region 4, including **19** pediatric cases.
- **835** cumulative deaths among persons in Region 4 with HIV infection have occurred, including **5** pediatric deaths.
- **1,590** persons are currently living with HIV infection in Region 4.
Persons living with HIV: **779**
Persons living with AIDS: **811**

<u>Gender</u>	<u>Cases</u>	<u>Percent</u>
Men	1,174	74 %
Women	410	26 %
Transgender Women	6	<1 %
Total	1,590	100 %

<u>Age Category</u>			<u>Race/Ethnicity by Sex at Birth</u>				
<u>Current Age</u>	<u>Cases</u>	<u>Percent</u>	<u>Men</u>	<u>Women</u>	<u>Total</u>	<u>Percent</u>	
0 - 12	2	<1 %	Black, Non-Hispanic	624	285	909	57 %
13 - 19	6	<1 %	White, Non-Hispanic	468	111	579	36 %
20 - 24	79	5 %	Hispanic	66	6	72	5 %
25 - 29	150	9 %	Asian/Pacific Islander	3	2	5	<1 %
30 - 34	142	9 %	American Indian	3	3	6	<1 %
35 - 39	168	11 %	Unknown	2	0	2	<1 %
40 - 44	141	9 %	Multi-race	14	3	17	1 %
45 - 49	218	14 %	Total	1,180	410	1,590	100 %
50 - 54	271	17 %					
55 - 59	202	13 %					
60+	211	13 %					
Total	1,590	100 %					

Exposure Category by Sex at Birth

<u>Cases with a reported risk:</u>	<u>Men</u>	<u>Women</u>	<u>Total</u>	<u>Percent</u>
Men who have sex with men	600	0	600	57 %
Injection drug use	67	52	119	11 %
Men who have sex with men and inject drugs	58	0	58	6 %
Heterosexual contact	73	177	250	24 %
Transfusion/Hemophilia	4	1	5	<1 %
Confirmed Other	0	1	1	<1 %
Perinatal	6	5	11	1 %
Total	808	236	1,044	100 %
<i>No Identified Risk</i>	<i>372</i>	<i>174</i>	<i>546</i>	

Persons Newly Diagnosed with HIV and AIDS

Region 4: Lafayette Region

Acadia, Evangeline, Iberia, Lafayette, St. Landry, St. Martin, Vermilion Parishes

HIV CASES DIAGNOSED January - December 2015

- 118 persons were newly diagnosed with HIV in Region 4.

<u>Gender</u>	<u>Cases</u>	<u>Percent</u>	<u>Race/Ethnicity</u>	<u>Cases</u>	<u>Percent</u>
Men	91	77 %	Black, Non-Hispanic	82	69 %
Women	27	23 %	White, Non-Hispanic	29	25 %
Total	118	100 %	Hispanic	5	4 %
			Asian/Pacific Islander	1	1 %
			Multi-race	1	1 %
			Total	118	100 %

<u>Age at Detection</u>	<u>Cases</u>	<u>Percent</u>	<u>Cases with a reported risk (by birth sex):</u>	<u>Cases</u>	<u>Percent</u>
13 - 24	32	27 %	Men who have sex with men	44	69 %
25 - 34	44	37 %	Injection drug use	6	9 %
35 - 44	15	13 %	Men who have sex with men and inject drugs	1	2 %
45+	27	23 %	Heterosexual contact	13	20 %
Total	118	100 %	Total	64	100 %
			<i>No Identified Risk</i>	<i>54</i>	

AIDS CASES DIAGNOSED January - December 2015

- 37 persons were newly diagnosed with AIDS in Region 4.

<u>Gender</u>	<u>Cases</u>	<u>Percent</u>	<u>Race/Ethnicity</u>	<u>Cases</u>	<u>Percent</u>
Men	30	81 %	Black, Non-Hispanic	19	51 %
Women	7	19 %	White, Non-Hispanic	15	41 %
Total	37	100 %	Hispanic	1	3 %
			American Indian	1	3 %
			Multi-race	1	3 %
			Total	37	100 %

<u>Age at Diagnosis</u>	<u>Cases</u>	<u>Percent</u>	<u>Cases with a reported risk (by birth sex):</u>	<u>Cases</u>	<u>Percent</u>
13 - 24	4	11 %	Men who have sex with men	14	64 %
25 - 34	9	24 %	Injection drug use	1	5 %
35 - 44	6	16 %	Heterosexual contact	7	32 %
45+	18	49 %	Total	22	100 %
Total	37	100 %	<i>No Identified Risk</i>	<i>15</i>	

Persons Diagnosed with Early Syphilis**Region 4: Lafayette Region***Acadia, Evangeline, Iberia, Lafayette, St. Landry, St. Martin, Vermilion Parishes***PERSONS DIAGNOSED WITH P&S SYPHILIS January – June 2016**

- 31 persons were diagnosed with P&S Syphilis in Region 4 from January 1 through June 30, 2016.

<u>Gender</u>	<u>Cases</u>	<u>Percent</u>	<u>Race/Ethnicity</u>	<u>Cases</u>	<u>Percent</u>
Men	21	68 %	American Indian	0	0 %
Women	10	32 %	Asian/Pacific Islander	0	0 %
Total	31	100 %	Black, Non-Hispanic	18	58 %
			Hispanic	1	3 %
			White, Non-Hispanic	12	39 %
			Other/Multi-race	0	0 %
			Unknown	0	0 %
			Total	31	100 %

<u>Age at Diagnosis</u>	<u>Cases</u>	<u>Percent</u>	<u>Cases with a reported risk (Can have >1 risk)</u>	<u>Cases</u>	<u>Percent</u>
0 - 12	0	0 %	Men who have sex with men and inject drugs	0	0 %
13 - 19	0	0 %	Men who have sex with men	12	40 %
20 – 29	19	61 %	Injection drug use	1	3 %
30 - 39	5	16 %	Transactional sex	2	7 %
40+	7	23 %	High risk heterosexual contact	7	23 %
Total	31	100 %	Heterosexual contact	13	43 %
			Incarceration	2	7 %
			Illegal drug use (non-injection)	12	40 %
			<i>No Reported Risk</i>	<i>1</i>	

PERSONS DIAGNOSED WITH EARLY LATENT SYPHILIS January – June 2016

- 25 persons were diagnosed with Early Latent Syphilis in Region 4 from January 1 through June 30, 2016.

<u>Gender</u>	<u>Cases</u>	<u>Percent</u>	<u>Race/Ethnicity</u>	<u>Cases</u>	<u>Percent</u>
Men	14	56 %	American Indian	0	0 %
Women	11	44 %	Asian/Pacific Islander	0	0 %
Total	25	100 %	Black, Non-Hispanic	16	64 %
			Hispanic	0	0 %
			White, Non-Hispanic	9	36 %
			Other/Multi-race	0	0 %
			Unknown	0	0 %
			Total	25	100 %

<u>Age at Diagnosis</u>	<u>Cases</u>	<u>Percent</u>	<u>Cases with a reported risk (Can have >1 risk)</u>	<u>Cases</u>	<u>Percent</u>
0 - 12	0	0 %	Men who have sex with men and inject drugs	0	0 %
13 - 19	2	8 %	Men who have sex with men	10	40 %
20 – 29	14	56 %	Injection drug use	1	4 %
30 - 39	6	24 %	Transactional sex	2	8 %
40+	3	12 %	High risk heterosexual contact	0	0 %
Total	25	100 %	Heterosexual contact	14	56 %
			Incarceration	6	24 %
			Illegal drug use (non-injection)	11	44 %
			<i>No Reported Risk</i>	<i>0</i>	

**Persons Living with HIV Infection
Region 5: Lake Charles Region
as of June 30, 2016**

Allen, Beauregard, Calcasieu, Cameron, Jefferson Davis Parishes

- **1,459** cumulative cases have been detected in Region 5, including **10** pediatric cases.
- **549** cumulative deaths among persons in Region 5 with HIV infection have occurred, including **2** pediatric deaths.
- **1,082** persons are currently living with HIV infection in Region 5.
Persons living with HIV: **518**
Persons living with AIDS: **564**

<u>Gender</u>	<u>Cases</u>	<u>Percent</u>
Men	821	76 %
Women	257	24 %
Transgender Women	4	<1 %
Total	1,082	100 %

<u>Age Category</u>			<u>Race/Ethnicity by Sex at Birth</u>				
<u>Current Age</u>	<u>Cases</u>	<u>Percent</u>	<u>Men</u>	<u>Women</u>	<u>Total</u>	<u>Percent</u>	
0 - 12	1	<1 %	Black, Non-Hispanic	440	173	613	57 %
13 - 19	7	1 %	White, Non-Hispanic	284	75	359	33 %
20 - 24	34	3 %	Hispanic	86	5	91	8 %
25 - 29	82	8 %	Asian/Pacific Islander	5	0	5	<1 %
30 - 34	95	9 %	American Indian	3	0	3	<1 %
35 - 39	129	12 %	Multi-race	7	4	11	1 %
40 - 44	144	13 %	Total	825	257	1,082	100 %
45 - 49	153	14 %					
50 - 54	175	16 %					
55 - 59	140	13 %					
60+	122	11 %					
Total	1,082	100 %					

Exposure Category by Sex at Birth

<u>Cases with a reported risk:</u>	<u>Men</u>	<u>Women</u>	<u>Total</u>	<u>Percent</u>
Men who have sex with men	373	0	373	47 %
Injection drug use	87	34	121	15 %
Men who have sex with men and inject drugs	75	0	75	10 %
Heterosexual contact	90	111	201	26 %
Transfusion/Hemophilia	2	0	2	<1 %
Perinatal	5	9	14	2 %
Total	632	154	786	100 %
<i>No Identified Risk</i>	<i>193</i>	<i>103</i>	<i>296</i>	

Persons Newly Diagnosed with HIV and AIDS**Region 5: Lake Charles Region***Allen, Beauregard, Calcasieu, Cameron, Jefferson Davis Parishes***HIV CASES DIAGNOSED January - December 2015**

- 45 persons were newly diagnosed with HIV in Region 5.

<u>Gender</u>	Cases	Percent	<u>Race/Ethnicity</u>	Cases	Percent
Men	34	76 %	Black, Non-Hispanic	23	51 %
Women	11	24 %	White, Non-Hispanic	21	47 %
Total	45	100 %	Hispanic	1	2 %
			Total	45	100 %

<u>Age at Detection</u>	Cases	Percent	<u>Cases with a reported risk:</u>	Cases	Percent
13 - 24	10	22 %	Men who have sex with men	16	73 %
25 - 34	13	29 %	Injection drug use	3	14 %
35 - 44	9	20 %	Heterosexual contact	3	14 %
45+	13	29 %	Total	22	100 %
Total	45	100 %	<i>No Identified Risk</i>	23	

AIDS CASES DIAGNOSED January - December 2015

- 22 persons were newly diagnosed with AIDS in Region 5.

<u>Gender</u>	Cases	Percent	<u>Race/Ethnicity</u>	Cases	Percent
Men	16	73 %	Black, Non-Hispanic	13	59 %
Women	6	27 %	White, Non-Hispanic	7	32 %
Total	22	100 %	Hispanic	2	9 %
			Total	22	100 %

<u>Age at Diagnosis</u>	Cases	Percent	<u>Cases with a reported risk:</u>	Cases	Percent
13 - 24	2	9 %	Men who have sex with men	8	53 %
25 - 34	8	36 %	Injection drug use	3	20 %
35 - 44	7	32 %	Heterosexual contact	4	27 %
45+	5	23 %	Total	15	100 %
Total	22	100 %	<i>No Identified Risk</i>	7	

Persons Diagnosed with Early Syphilis**Region 5: Lake Charles Region***Allen, Beauregard, Calcasieu, Cameron, Jefferson Davis Parishes***PERSONS DIAGNOSED WITH P&S SYPHILIS January – June 2016**

- 9 persons were diagnosed with P&S Syphilis in Region 5 from January 1 through June 30, 2016.

<u>Gender</u>	<u>Cases</u>	<u>Percent</u>	<u>Race/Ethnicity</u>	<u>Cases</u>	<u>Percent</u>
Men	6	67 %	American Indian	0	0 %
Women	3	33 %	Asian/Pacific Islander	0	0 %
Total	9	100 %	Black, Non-Hispanic	7	78 %
			Hispanic	0	0 %
			White, Non-Hispanic	2	22 %
			Other/Multi-race	0	0 %
			Unknown	0	0 %
			Total	9	100 %

<u>Age at Diagnosis</u>	<u>Cases</u>	<u>Percent</u>	<u>Cases with a reported risk (Can have >1 risk)</u>	<u>Cases</u>	<u>Percent</u>
0 - 12	0	0 %	Men who have sex with men and inject drugs	0	0 %
13 - 19	2	22 %	Men who have sex with men	3	33 %
20 – 29	2	22 %	Injection drug use	1	11 %
30 - 39	2	22 %	Transactional sex	0	0 %
40+	3	33 %	High risk heterosexual contact	3	33 %
Total	9	100 %	Heterosexual contact	3	33 %
			Incarceration	0	0 %
			Illegal drug use (non-injection)	3	33 %
			<i>No Reported Risk</i>	0	

PERSONS DIAGNOSED WITH EARLY LATENT SYPHILIS January – June 2016

- 7 persons were diagnosed with Early Latent Syphilis in Region 5 from January 1 through June 30, 2016.

<u>Gender</u>	<u>Cases</u>	<u>Percent</u>	<u>Race/Ethnicity</u>	<u>Cases</u>	<u>Percent</u>
Men	4	57 %	American Indian	0	0 %
Women	3	43 %	Asian/Pacific Islander	0	0 %
Total	7	100 %	Black, Non-Hispanic	3	43 %
			Hispanic	0	0 %
			White, Non-Hispanic	4	57 %
			Other/Multi-race	0	0 %
			Unknown	0	0 %
			Total	7	100 %

<u>Age at Diagnosis</u>	<u>Cases</u>	<u>Percent</u>	<u>Cases with a reported risk (Can have >1 risk)</u>	<u>Cases</u>	<u>Percent</u>
0 - 12	0	0 %	Men who have sex with men and inject drugs	0	0 %
13 - 19	1	14 %	Men who have sex with men	4	57 %
20 – 29	5	71 %	Injection drug use	0	0 %
30 - 39	1	14 %	Transactional sex	0	0 %
40+	0	0 %	High risk heterosexual contact	1	14 %
Total	7	100 %	Heterosexual contact	3	43 %
			Incarceration	0	0 %
			Illegal drug use (non-injection)	1	14 %
			<i>No Reported Risk</i>	0	

Persons Living with HIV Infection

Region 6: Alexandria Region

as of June 30, 2016

Avoyelles, Catahoula, Concordia, Grant, La Salle, Rapides, Vernon, Winn Parishes

- **1,624** cumulative cases have been detected in Region 6, including **15** pediatric cases.
- **528** cumulative deaths among persons in Region 6 with HIV infection have occurred, including **5** pediatric deaths.
- **980** persons are currently living with HIV infection in Region 6.
Persons living with HIV: **507**
Persons living with AIDS: **473**

Gender

	Cases	Percent
Men	698	71 %
Women	276	28 %
Transgender	6	1 %
Total	980	100%

Age Category

Current Age	Cases	Percent
0 - 12	1	<1 %
13 - 19	5	1 %
20 - 24	38	4 %
25 - 29	79	8 %
30 - 34	108	11 %
35 - 39	136	14 %
40 - 44	110	11 %
45 - 49	118	12 %
50 - 54	153	16 %
55 - 59	105	11 %
60+	127	13 %
Total	980	100 %

Race/Ethnicity by Sex at Birth

	Men	Women	Total	Percent
Black, Non-Hispanic	440	217	657	67 %
White, Non-Hispanic	211	49	260	27 %
Hispanic	45	5	50	5 %
Asian/Pacific Islander	3	0	3	<1 %
American Indian	0	2	2	<1 %
Multi-race	5	3	8	1 %
Total	704	276	980	100 %

Exposure Category by Sex at Birth

Cases with a reported risk:	Men	Women	Total	Percent
Men who have sex with men	307	0	307	48 %
Injection drug use	65	22	87	13 %
Men who have sex with men and inject drugs	37	0	37	6 %
Heterosexual contact	74	129	203	31 %
Transfusion/Hemophilia	3	2	5	1 %
Perinatal	4	2	6	1 %
Total	490	155	645	100 %
<i>No Identified Risk</i>	<i>214</i>	<i>121</i>	<i>335</i>	

Persons Newly Diagnosed with HIV and AIDS**Region 6: Alexandria Region**

Avoyelles, Catahoula, Concordia, Grant, La Salle, Rapides, Vernon, Winn Parishes

HIV CASES DIAGNOSED January - December 2015

- 54 persons were newly diagnosed with HIV in Region 6.

<u>Gender</u>	<u>Cases</u>	<u>Percent</u>	<u>Race/Ethnicity</u>	<u>Cases</u>	<u>Percent</u>
Men	40	74 %	Black, Non-Hispanic	33	61 %
Women	14	26 %	White, Non-Hispanic	15	28 %
Total	54	100 %	Hispanic	5	9 %
			American Indian	1	2 %
			Total	54	100 %

<u>Age at Diagnosis</u>	<u>Cases</u>	<u>Percent</u>	<u>Cases with a reported risk (by birth sex):</u>	<u>Cases</u>	<u>Percent</u>
13 - 24	13	24 %	Men who have sex with men	15	65 %
25 - 34	18	33 %	Injection drug use	2	9 %
35 - 44	13	24 %	Heterosexual contact	6	26 %
45+	10	19 %	Total	23	100 %
Total	54	100 %	<i>No Identified Risk</i>	<i>31</i>	

AIDS CASES DIAGNOSED January - December 2015

- 23 persons were newly diagnosed with AIDS in Region 6.

<u>Gender</u>	<u>Cases</u>	<u>Percent</u>	<u>Race/Ethnicity</u>	<u>Cases</u>	<u>Percent</u>
Men	11	48 %	Black, Non-Hispanic	15	65 %
Women	11	48 %	White, Non-Hispanic	5	22 %
Transgender Women	1	4 %	Hispanic	2	9 %
Total	23	100 %	American Indian	1	4 %
			Total	23	100 %

<u>Age at Diagnosis</u>	<u>Cases</u>	<u>Percent</u>	<u>Cases with a reported risk (by birth sex):</u>	<u>Cases</u>	<u>Percent</u>
13 - 24	1	4 %	Men who have sex with men	5	42 %
25 - 34	9	39 %	Injection drug use	1	8 %
35 - 44	7	30 %	Heterosexual contact	6	50 %
45+	6	26 %	Total	12	100 %
Total	23	100 %	<i>No Identified Risk</i>	<i>11</i>	

Persons Diagnosed with Early Syphilis**Region 6: Alexandria Region**

Avoyelles, Catahoula, Concordia, Grant, La Salle, Rapides, Vernon, Winn Parishes

PERSONS DIAGNOSED WITH P&S SYPHILIS January – June 2016

- 14 persons were diagnosed with P&S Syphilis in Region 6 January 1 through June 30, 2016.

<u>Gender</u>	<u>Cases</u>	<u>Percent</u>	<u>Race/Ethnicity</u>	<u>Cases</u>	<u>Percent</u>
Men	11	79 %	American Indian	1	7 %
Women	3	21 %	Asian/Pacific Islander	0	0 %
Total	14	100 %	Black, Non-Hispanic	10	71 %
			Hispanic	1	7 %
			White, Non-Hispanic	2	14 %
			Other/Multi-race	0	0 %
			Unknown	0	0 %
			Total	14	100 %

<u>Age at Diagnosis</u>	<u>Cases</u>	<u>Percent</u>	<u>Cases with a reported risk (Can have >1 risk)</u>	<u>Cases</u>	<u>Percent</u>
0 - 12	0	0 %	Men who have sex with men and inject drugs	0	0 %
13 - 19	3	21 %	Men who have sex with men	6	43 %
20 – 29	7	50 %	Injection drug use	0	0 %
30 - 39	4	29 %	Transactional sex	3	21 %
40+	0	0 %	High risk heterosexual contact	8	57 %
Total	14	100 %	Heterosexual contact	3	21 %
			Incarceration	3	21 %
			Illegal drug use (non-injection)	9	64 %
			<i>No Reported Risk</i>	0	

PERSONS DIAGNOSED WITH EARLY LATENT SYPHILIS January – June 2016

- 13 persons were diagnosed with Early Latent Syphilis in Region 6 January 1 through June 30, 2016.

<u>Gender</u>	<u>Cases</u>	<u>Percent</u>	<u>Race/Ethnicity</u>	<u>Cases</u>	<u>Percent</u>
Men	7	54 %	American Indian	0	0 %
Women	6	46 %	Asian/Pacific Islander	0	0 %
Total	13	100 %	Black, Non-Hispanic	9	69 %
			Hispanic	0	0 %
			White, Non-Hispanic	4	31 %
			Other/Multi-race	0	0 %
			Unknown	0	0 %
			Total	13	100 %

<u>Age at Diagnosis</u>	<u>Cases</u>	<u>Percent</u>	<u>Cases with a reported risk (Can have >1 risk)</u>	<u>Cases</u>	<u>Percent</u>
0 - 12	0	0 %	Men who have sex with men and inject drugs	1	8 %
13 - 19	3	23 %	Men who have sex with men	3	23 %
20 – 29	5	38 %	Injection drug use	0	0 %
30 - 39	4	31 %	Transactional sex	0	0 %
40+	1	8 %	High risk heterosexual contact	5	38 %
Total	13	100 %	Heterosexual contact	5	38 %
			Incarceration	2	15 %
			Illegal drug use (non-injection)	9	69 %
			<i>No Reported Risk</i>	0	

Persons Living with HIV Infection**Region 7: Shreveport Region****as of June 30, 2016***Bienville, Bossier, Caddo, Claiborne, DeSoto, Natchitoches, Red River, Sabine, Webster Parishes*

- **2,677** cumulative cases have been detected in Region 7, including **27** pediatric cases.
- **1,035** cumulative deaths among persons in Region 7 with HIV infection have occurred, including **10** pediatric deaths.
- **1,809** persons are currently living with HIV infection in Region 7.
Persons living with HIV: **917**
Persons living with AIDS: **892**

<u>Gender</u>	<u>Cases</u>	<u>Percent</u>
Men	1,271	70 %
Women	531	29 %
Transgender Women	7	<1 %
Total	1,809	100 %

Age Category

<u>Current Age</u>	<u>Cases</u>	<u>Percent</u>
0 - 12	2	<1 %
13 - 19	17	1 %
20 - 24	106	6 %
25 - 29	222	12 %
30 - 34	206	11 %
35 - 39	237	13 %
40 - 44	191	11 %
45 - 49	216	12 %
50 - 54	238	13 %
55 - 59	178	10 %
60+	196	11 %
Total	1,809	100 %

Race/Ethnicity by Sex at Birth

	<u>Men</u>	<u>Women</u>	<u>Total</u>	<u>Percent</u>
Black, Non-Hispanic	899	439	1338	74 %
White, Non-Hispanic	330	80	410	23 %
Hispanic	27	7	34	2 %
Asian/Pacific Islander	5	0	5	<1 %
American Indian	10	2	12	1 %
Multi-race	7	3	10	1 %
Total	1,278	531	1,809	100 %

Exposure Category by Sex at Birth

<u>Cases with a reported risk:</u>	<u>Men</u>	<u>Women</u>	<u>Total</u>	<u>Percent</u>
Men who have sex with men	722	0	722	58 %
Injection drug use	51	48	99	8 %
Men who have sex with men and inject drugs	85	0	85	7 %
Heterosexual contact	90	228	318	26 %
Transfusion/Hemophilia	3	3	6	<1 %
Perinatal	6	8	14	1 %
Total	957	287	1,244	100 %
<i>No Identified Risk</i>	<i>321</i>	<i>244</i>	<i>565</i>	

Persons Newly Diagnosed with HIV and AIDS**Region 7: Shreveport Region***Bienville, Bossier, Caddo, Claiborne, DeSoto, Natchitoches, Red River, Sabine, Webster Parishes***HIV CASES DIAGNOSED January - December 2015**

- 132 persons were newly diagnosed with HIV in Region 7.

<u>Gender</u>	<u>Cases</u>	<u>Percent</u>	<u>Race/Ethnicity</u>	<u>Cases</u>	<u>Percent</u>
Men	97	72 %	Black, Non-Hispanic	102	77 %
Women	35	27 %	White, Non-Hispanic	21	16 %
Total	132	100 %	Hispanic	4	3 %
			American Indian	5	4 %
			Total	132	100 %

<u>Age at Diagnosis</u>	<u>Cases</u>	<u>Percent</u>	<u>Cases with a reported risk (by birth sex):</u>	<u>Cases</u>	<u>Percent</u>
13 - 24	37	28 %	Men who have sex with men	46	70 %
25 - 34	36	27 %	Injection drug use	3	5 %
35 - 44	21	16 %	Heterosexual contact	17	26 %
45+	38	29 %	Total	66	100 %
Total	132	100 %	<i>No Identified Risk</i>	<i>66</i>	

AIDS CASES DIAGNOSED January - December 2015

- 49 persons were newly diagnosed with AIDS in Region 7.

<u>Gender</u>	<u>Cases</u>	<u>Percent</u>	<u>Race/Ethnicity</u>	<u>Cases</u>	<u>Percent</u>
Men	35	71 %	Black, Non-Hispanic	41	84 %
Women	14	29 %	White, Non-Hispanic	5	10 %
Total	49	100 %	American Indian	2	4 %
			Multi-race	1	2 %
			Total	49	100 %

<u>Age at Diagnosis</u>	<u>Cases</u>	<u>Percent</u>	<u>Cases with a reported risk (by birth sex):</u>	<u>Cases</u>	<u>Percent</u>
13 - 24	4	8 %	Men who have sex with men	15	65 %
25 - 34	13	27 %	Heterosexual contact	8	35 %
35 - 44	14	29 %	Total	23	100 %
45+	18	37 %	<i>No Identified Risk</i>	<i>26</i>	
Total	49	100 %			

Persons Diagnosed with Early Syphilis**Region 7: Shreveport Region***Bienville, Bossier, Caddo, Claiborne, DeSoto, Natchitoches, Red River, Sabine, Webster Parishes***PERSONS DIAGNOSED WITH P&S SYPHILIS January – June 2016**

- 72 persons were diagnosed with P&S Syphilis in Region 7 January 1 through June 30, 2016.

<u>Gender</u>	<u>Cases</u>	<u>Percent</u>	<u>Race/Ethnicity</u>	<u>Cases</u>	<u>Percent</u>
Men	46	64 %	American Indian	0	0 %
Women	26	36 %	Asian/Pacific Islander	0	0 %
Total	72	100 %	Black, Non-Hispanic	58	81 %
			Hispanic	1	1 %
			White, Non-Hispanic	13	18 %
			Other/Multi-race	0	0 %
			Unknown	0	0 %
			Total	72	100 %

<u>Age at Diagnosis</u>	<u>Cases</u>	<u>Percent</u>	<u>Cases with a reported risk (Can have >1 risk)</u>	<u>Cases</u>	<u>Percent</u>
0 - 12	0	0 %	Men who have sex with men and inject drugs	0	0 %
13 - 19	10	14 %	Men who have sex with men	17	27 %
20 – 29	35	49 %	Injection drug use	0	0 %
30 - 39	21	29 %	Transactional sex	2	3 %
40+	6	8 %	High risk heterosexual contact	14	22 %
Total	72	100 %	Heterosexual contact	32	50 %
			Incarceration	7	11 %
			Illegal drug use (non-injection)	15	23 %
			<i>No Reported Risk</i>	8	

PERSONS DIAGNOSED WITH EARLY LATENT SYPHILIS January – June 2016

- 40 persons were diagnosed with Early Latent Syphilis in Region 7 January 1 through June 30, 2016.

<u>Gender</u>	<u>Cases</u>	<u>Percent</u>	<u>Race/Ethnicity</u>	<u>Cases</u>	<u>Percent</u>
Men	18	45 %	American Indian	0	0 %
Women	21	53 %	Asian/Pacific Islander	0	0 %
Transgender Women	1	3 %	Black, Non-Hispanic	33	83 %
Total	40	100 %	Hispanic	0	0 %
			White, Non-Hispanic	7	18 %
			Other/Multi-race	0	0 %
			Unknown	0	0 %
			Total	40	100 %

<u>Age at Diagnosis</u>	<u>Cases</u>	<u>Percent</u>	<u>Cases with a reported risk (Can have >1 risk)</u>	<u>Cases</u>	<u>Percent</u>
0 - 12	0	0 %	Men who have sex with men and inject drugs	0	0 %
13 - 19	11	28 %	Men who have sex with men	9	23 %
20 – 29	16	40 %	Injection drug use	1	3 %
30 - 39	7	18 %	Transactional sex	3	8 %
40+	6	15 %	High risk heterosexual contact	8	20 %
Total	40	100 %	Heterosexual contact	24	60 %
			Incarceration	7	18 %
			Illegal drug use (non-injection)	12	30 %
			<i>No Reported Risk</i>	0	

Persons Newly Diagnosed with HIV and AIDS**Region 8: Monroe Region***Caldwell, E. Carroll, Franklin, Jackson, Lincoln, Madison, Morehouse, Ouachita, Richland, Tensas, Union, W. Carroll Parishes***HIV CASES DIAGNOSED January - December 2015**

- 65 persons were newly diagnosed with HIV in Region 8.

<u>Gender</u>	Cases	Percent	<u>Race/Ethnicity</u>	Cases	Percent
Men	48	63 %	Black, Non-Hispanic	56	86 %
Women	17	36 %	White, Non-Hispanic	9	14 %
Total	65	100 %	Total	65	100 %

<u>Age at Diagnosis</u>	Cases	Percent	<u>Cases with a reported risk (by birth sex):</u>	Cases	Percent
13 - 24	20	31 %	Men who have sex with men	19	59 %
25 - 34	18	28 %	Men who have sex with men and inject drugs	1	3 %
35 - 44	6	9 %	Heterosexual contact	12	38 %
45+	21	32 %	Total	32	100 %
Total	65	100 %	<i>No Identified Risk</i>	33	

AIDS CASES DIAGNOSED January - December 2015

- 35 persons were newly diagnosed with AIDS in Region 8.

<u>Gender</u>	Cases	Percent	<u>Race/Ethnicity</u>	Cases	Percent
Men	19	54 %	Black, Non-Hispanic	31	89 %
Women	16	46 %	White, Non-Hispanic	4	11 %
Total	35	100 %	Total	35	100 %

<u>Age at Diagnosis</u>	Cases	Percent	<u>Cases with a reported risk:</u>	Cases	Percent
13 - 24	2	6 %	Men who have sex with men	4	29 %
25 - 34	11	31 %	Heterosexual contact	10	71 %
35 - 44	6	17 %	Total	14	100 %
45+	16	46 %	<i>No Identified Risk</i>	21	
Total	35	100 %			

Persons Diagnosed with Early Syphilis**Region 8: Monroe Region**

Caldwell, E. Carroll, Franklin, Jackson, Lincoln, Madison, Morehouse, Ouachita, Richland, Tensas, Union, W. Carroll Parishes

PERSONS DIAGNOSED WITH P&S SYPHILIS January – June 2016

- 28 persons were diagnosed with P&S Syphilis in Region 8 January 1 through June 30, 2016.

<u>Gender</u>	<u>Cases</u>	<u>Percent</u>	<u>Race/Ethnicity</u>	<u>Cases</u>	<u>Percent</u>
Men	14	50 %	American Indian	0	0 %
Women	12	43 %	Asian/Pacific Islander	0	0 %
Transgender Women	2	7 %	Black, Non-Hispanic	24	86 %
Total	28	100 %	Hispanic	0	0 %
			White, Non-Hispanic	4	14 %
			Other/Multi-race	0	0 %
			Unknown	0	0 %
			Total	28	100 %

<u>Age at Diagnosis</u>	<u>Cases</u>	<u>Percent</u>	<u>Cases with a reported risk (Can have >1 risk)</u>	<u>Cases</u>	<u>Percent</u>
0 - 12	0	0 %	Men who have sex with men and inject drugs	0	0 %
13 - 19	4	14 %	Men who have sex with men	7	27 %
20 – 29	14	50 %	Injection drug use	2	8 %
30 - 39	7	25 %	Transactional sex	1	4 %
40+	3	11 %	High risk heterosexual contact	2	8 %
Total	28	100 %	Heterosexual contact	18	69 %
			Incarceration	1	4 %
			Illegal drug use (non-injection)	8	31 %
			<i>No Reported Risk</i>	2	

PERSONS DIAGNOSED WITH EARLY LATENT SYPHILIS January – June 2016

- 17 persons were diagnosed with Early Latent Syphilis in Region 8 January 1 through June 30, 2016.

<u>Gender</u>	<u>Cases</u>	<u>Percent</u>	<u>Race/Ethnicity</u>	<u>Cases</u>	<u>Percent</u>
Men	5	29 %	American Indian	0	0 %
Women	12	71 %	Asian/Pacific Islander	0	0 %
Total	17	100 %	Black, Non-Hispanic	13	76 %
			Hispanic	0	0 %
			White, Non-Hispanic	4	24 %
			Other/Multi-race	0	0 %
			Unknown	0	0 %
			Total	17	100 %

<u>Age at Diagnosis</u>	<u>Cases</u>	<u>Percent</u>	<u>Cases with a reported risk (Can have >1 risk)</u>	<u>Cases</u>	<u>Percent</u>
0 - 12	0	0 %	Men who have sex with men and inject drugs	0	0 %
13 - 19	5	29 %	Men who have sex with men	0	0 %
20 – 29	9	53 %	Injection drug use	0	0 %
30 - 39	2	12 %	Transactional sex	1	6 %
40+	1	6 %	High risk heterosexual contact	2	12 %
Total	17	100 %	Heterosexual contact	15	88 %
			Incarceration	0	0 %
			Illegal drug use (non-injection)	2	12 %
			<i>No Reported Risk</i>	0	

**Persons Living with HIV Infection
Region 9: Hammond/Slidell Region
as of June 30, 2016**

Livingston, St. Helena, St. Tammany, Tangipahoa, Washington Parishes

- **1,719** cumulative cases have been detected in Region 9, including **19** pediatric cases.
- **499** cumulative deaths among persons in Region 9 with HIV infection have occurred, including **5** pediatric deaths.
- **1,322** persons are currently living with HIV infection in Region 9.
Persons living with HIV: **609**
Persons living with AIDS: **713**

Gender	Cases	Percent
Men	972	73 %
Women	344	26 %
Transgender Women	6	1%
Total	1,322	100 %

Age Category

Current Age	Cases	Percent
0 - 12	3	<1 %
13 - 19	4	<1 %
20 - 24	33	2 %
25 - 29	102	8 %
30 - 34	126	10 %
35 - 39	135	10 %
40 - 44	147	11 %
45 - 49	201	15 %
50 - 54	211	16 %
55 - 59	196	15 %
60+	164	12 %
Total	1,322	100 %

Race/Ethnicity by Sex at Birth

	Men	Women	Total	Percent
Black, Non-Hispanic	450	218	668	51 %
White, Non-Hispanic	489	111	600	45 %
Hispanic	30	12	42	3 %
Asian/Pacific Islander	3	2	5	<1 %
American Indian	1	0	1	<1 %
Multi-race	5	1	6	<1 %
Total	978	344	1,322	100 %

Exposure Category by Sex at Birth

Cases with a reported risk:	Men	Women	Total	Percent
Men who have sex with men	521	0	521	58 %
Injection drug use	59	47	106	12 %
Men who have sex with men and inject drugs	57	0	57	6 %
Heterosexual contact	72	121	193	22 %
Transfusion/Hemophilia	5	0	5	1 %
Perinatal	8	5	13	1 %
Total	722	173	895	100 %

<i>No Identified Risk</i>	<i>256</i>	<i>171</i>	<i>427</i>	
---------------------------	------------	------------	------------	--

Persons Newly Diagnosed with HIV and AIDS

Region 9: Hammond/Slidell Region

Livingston, St. Helena, St. Tammany, Tangipahoa, Washington Parishes

HIV CASES DIAGNOSED January - December 2015

- 60 persons were newly diagnosed with HIV in Region 9.

<u>Gender</u>	<u>Cases</u>	<u>Percent</u>	<u>Race/Ethnicity</u>	<u>Cases</u>	<u>Percent</u>
Men	41	68 %	Black, Non-Hispanic	38	63 %
Women	18	30 %	White, Non-Hispanic	17	28 %
Transgender Women	1	2 %	Hispanic	4	7 %
Total	60	100 %	Asian/Pacific Islander	1	2 %
			Total	60	100 %

<u>Age at Detection</u>	<u>Cases</u>	<u>Percent</u>	<u>Cases with a reported risk:</u>	<u>Cases</u>	<u>Percent</u>
13 - 24	4	7 %	Men who have sex with men	17	61 %
25 - 34	23	38 %	Men who have sex with men and inject drugs	1	4 %
35 - 44	14	23 %	Heterosexual contact	10	36 %
45+	19	32 %	Total	28	100 %
Total	60	100 %	<i>No Identified Risk</i>	32	

AIDS CASES DIAGNOSED January - December 2015

- 39 persons were newly diagnosed with AIDS in Region 9.

<u>Gender</u>	<u>Cases</u>	<u>Percent</u>	<u>Race/Ethnicity</u>	<u>Cases</u>	<u>Percent</u>
Men	28	72 %	Black, Non-Hispanic	25	64 %
Women	11	28 %	White, Non-Hispanic	12	31 %
Total	39	100 %	Hispanic	1	3 %
			Asian/Pacific Islander	1	3 %
			Total	39	100 %

<u>Age at Diagnosis</u>	<u>Cases</u>	<u>Percent</u>	<u>Cases with a reported risk:</u>	<u>Cases</u>	<u>Percent</u>
13 - 24	3	8 %	Men who have sex with men	9	47 %
25 - 34	10	26 %	Injection drug use	2	11 %
35 - 44	6	15 %	Heterosexual contact	8	42 %
45+	20	51 %	Total	19	100 %
Total	39	100 %	<i>No Identified Risk</i>	20	

Persons Diagnosed with Early Syphilis**Region 9: Hammond/Slidell Region***Livingston, St. Helena, St. Tammany, Tangipahoa, Washington Parishes***PERSONS DIAGNOSED WITH P&S SYPHILIS January – June 2016**

- 6 persons were diagnosed with P&S Syphilis in Region 9 January 1 through June 30, 2016.

<u>Gender</u>	<u>Cases</u>	<u>Percent</u>	<u>Race/Ethnicity</u>	<u>Cases</u>	<u>Percent</u>
Men	5	83 %	American Indian	0	0 %
Women	1	17 %	Asian/Pacific Islander	0	0 %
Total	6	100 %	Black, Non-Hispanic	2	33 %
			Hispanic	0	0 %
			White, Non-Hispanic	4	67 %
			Other/Multi-race	0	0 %
			Unknown	0	0 %
			Total	6	100 %

<u>Age at Diagnosis</u>	<u>Cases</u>	<u>Percent</u>	<u>Cases with a reported risk (Can have >1 risk)</u>	<u>Cases</u>	<u>Percent</u>
0 - 12	0	0 %	Men who have sex with men and inject drugs	0	0 %
13 - 19	1	17 %	Men who have sex with men	2	50 %
20 – 29	3	50 %	Injection drug use	0	0 %
30 - 39	1	17 %	Transactional sex	0	0 %
40+	1	17 %	High risk heterosexual contact	0	0 %
Total	6	100 %	Heterosexual contact	2	50 %
			Incarceration	0	0 %
			Illegal drug use (non-injection)	0	0 %
			<i>No Reported Risk</i>	2	

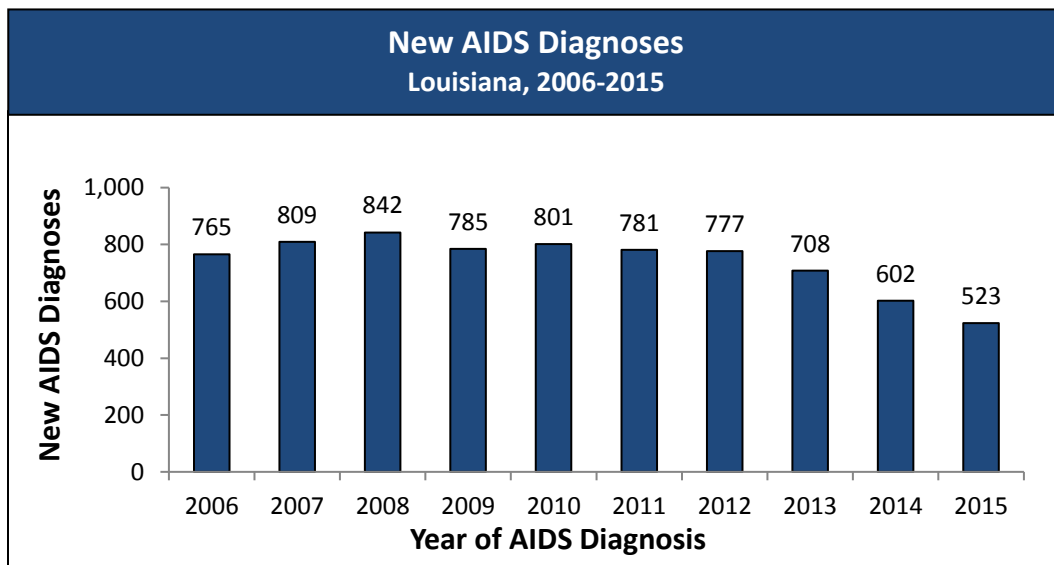
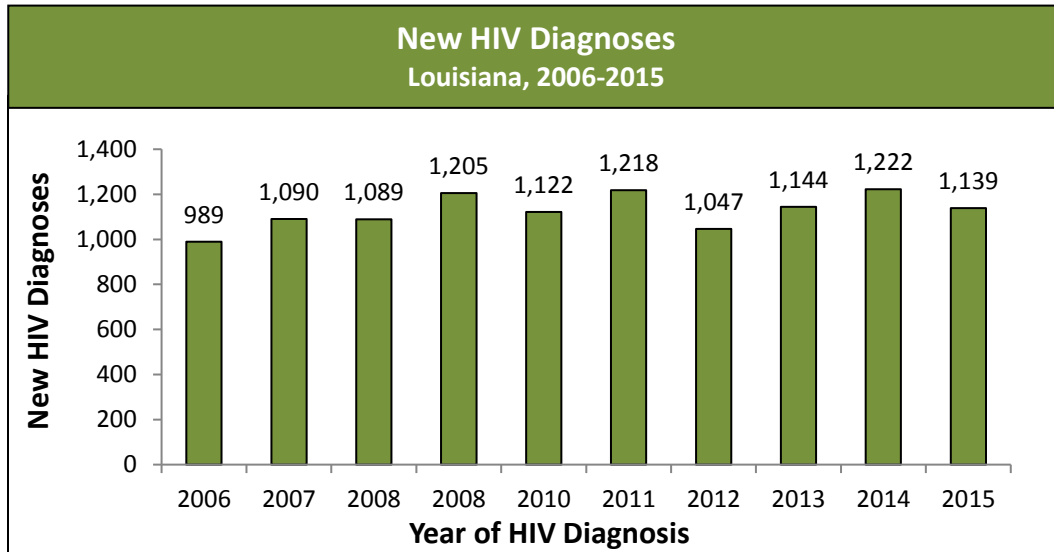
PERSONS DIAGNOSED WITH EARLY LATENT SYPHILIS January – June 2016

- 7 persons were diagnosed with Early Latent Syphilis in Region 9 January through June 30, 2016.

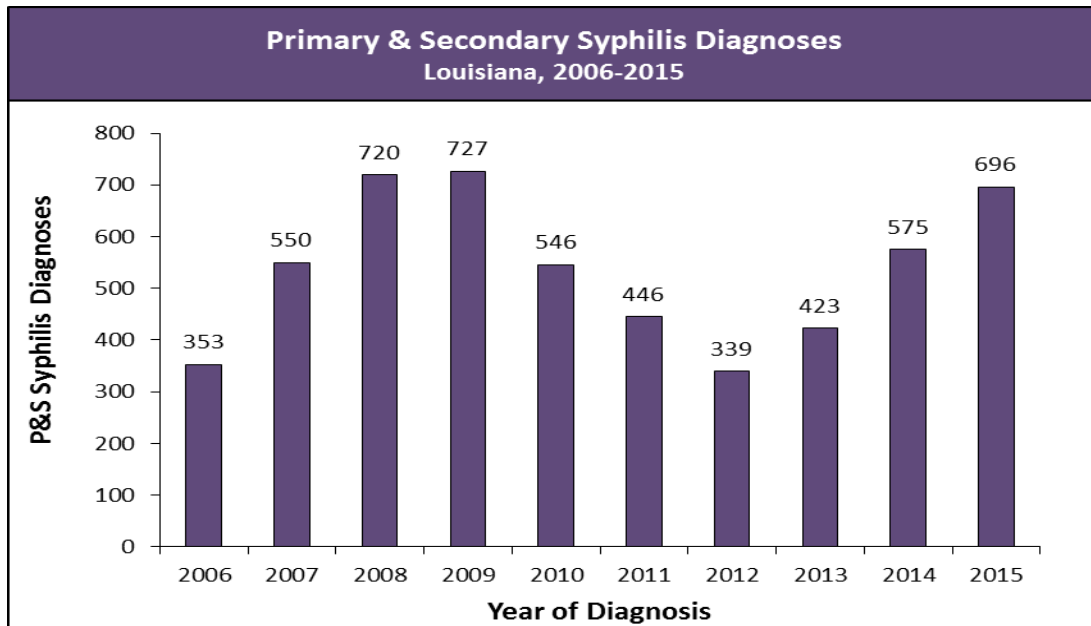
<u>Gender</u>	<u>Cases</u>	<u>Percent</u>	<u>Race/Ethnicity</u>	<u>Cases</u>	<u>Percent</u>
Men	5	71 %	American Indian	0	0 %
Women	2	29 %	Asian/Pacific Islander	0	0 %
Total	7	100 %	Black, Non-Hispanic	5	71 %
			Hispanic	1	14 %
			White, Non-Hispanic	1	14 %
			Other/Multi-race	0	0 %
			Unknown	0	0 %
			Total	7	100 %

<u>Age at Diagnosis</u>	<u>Cases</u>	<u>Percent</u>	<u>Cases with a reported risk (Can have >1 risk)</u>	<u>Cases</u>	<u>Percent</u>
0 - 12	0	0 %	Men who have sex with men and inject drugs	0	0 %
13 - 19	1	14 %	Men who have sex with men	3	50 %
20 – 29	4	57 %	Injection drug use	0	0 %
30 - 39	2	29 %	Transactional sex	0	0 %
40+	0	0 %	High risk heterosexual contact	0	0 %
Total	7	100 %	Heterosexual contact	2	33 %
			Incarceration	1	17 %
			Illegal drug use (non-injection)	1	17 %
			<i>No Reported Risk</i>	1	

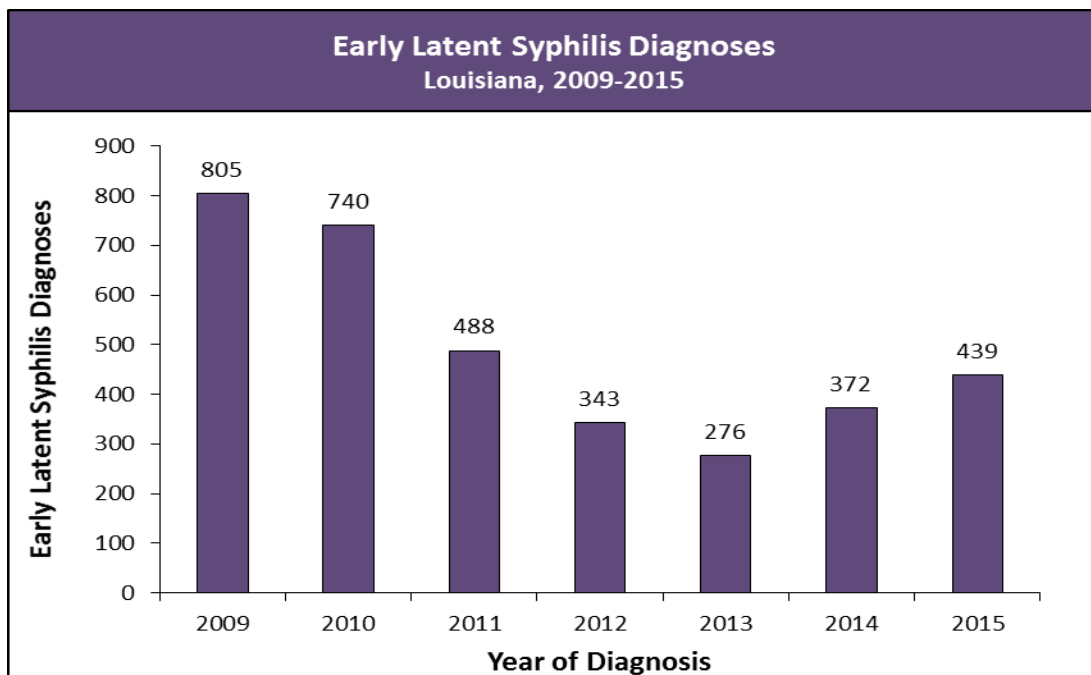
**10-Year Trends in New HIV Diagnoses and New AIDS Diagnoses
Louisiana, (2006-2015)**



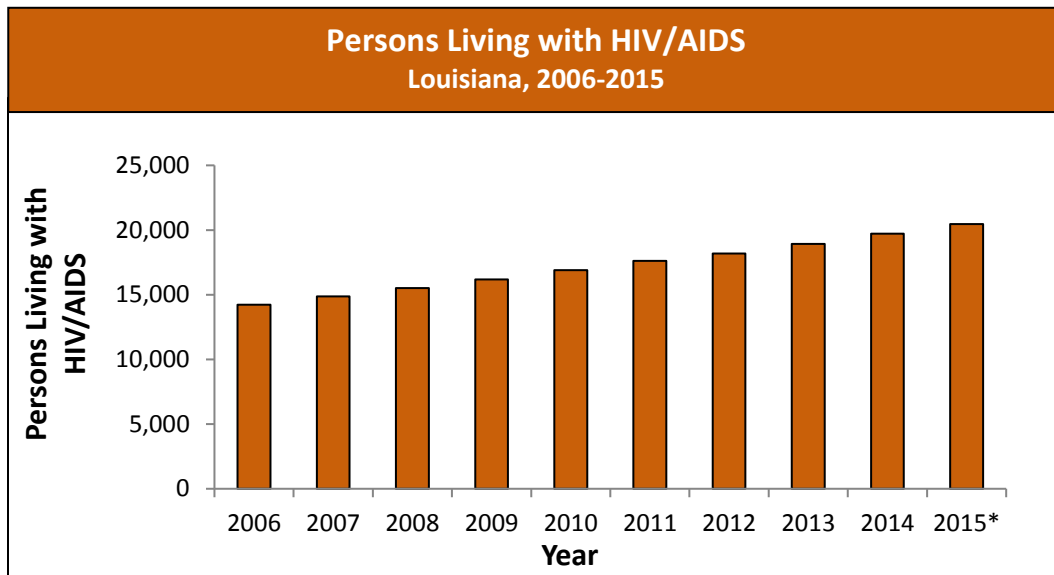
**10-Year Trends in Primary & Secondary Syphilis Diagnoses
Louisiana, (2006-2015)**



**7-Year Trends in Early Latent Syphilis Diagnoses
Louisiana, (2009-2015)**



**10-Year Trends in Persons Living With HIV/AIDS and Persons Living with AIDS
Louisiana (2006-2015)**



***The number of persons living with HIV/AIDS in 2015 is an overestimate because the 2015 death registry match has not occurred as of June 30, 2016.**

Surveillance Breakout
Louisiana Primary and Secondary Syphilis and Gonorrhea Co-infection:
(2013- 2015)

Characteristics of Primary and Secondary Syphilis / HIV Co-infection						
Louisiana, 2013-2015						
	2013		2014		2015	
	Cases	%	Cases	%	Cases	%
TOTAL	112	100%	214	100%	208	100%
Race						
Black	72	64%	160	75%	155	75%
White	31	28%	48	22%	41	20%
Latino	2	2%	3	1%	6	3%
Other	7	6%	3	1%	6	3%
Gender						
Male	110	98%	196	92%	202	97%
Female	2	2%	14	7%	4	2%
Transgender: MTF	0	0%	4	2%	2	1%
HIV Transmission Risk						
Men who have sex with men (MSM)	94	84%	164	77%	164	79%
Infection Drug User (IDU)	1	1%	7	3%	4	2%
MSM-IDU	6	5%	6	3%	6	3%
High Risk Heterosexual (HRH)	2	2%	8	4%	5	2%
Unknown	9	8%	29	14%	29	14%
Age Group						
13-19	4	4%	7	3%	7	3%
20-24	31	28%	59	28%	49	24%
25-34	34	30%	75	35%	95	46%
35-44	15	13%	42	20%	32	15%
45-54	21	19%	23	11%	17	8%
55+	7	6%	8	4%	8	4%
Region						
1: New Orleans	41	37%	107	50%	97	47%
2: Baton Rouge	20	18%	37	17%	48	23%
3: Houma	6	5%	13	6%	3	1%
4: Lafayette	11	10%	11	5%	12	6%
5: Lake Charles	3	3%	4	2%	4	2%
6: Alexandria	3	3%	2	1%	7	3%
7: Shreveport	18	16%	26	12%	22	11%
8: Monroe	7	6%	7	3%	12	6%
9: Hammond/Slidell	3	3%	7	3%	3	1%

- In 2015, 208 people were co-infected with primary and secondary syphilis/HIV, an 86% increase from 2013.
- In 2015, 75% of all primary and secondary syphilis/HIV co-infections were black.
- In 2015, 97% of all primary and secondary syphilis/HIV co-infections were male, 2% were female, and 1% were transgender: male to female.
- From 2013 to 2015, the proportion of primary and secondary syphilis/HIV co-infections among different transmission categories remained relatively unchanged.
- In 2015, the greatest number and proportions were among 20-34 year olds.
- From 2013 to 2015, the New Orleans, Baton Rouge, and Shreveport regions had the highest number and proportions of syphilis and HIV co-infections.

Characteristics of Gonorrhea / HIV Co-Infection						
Louisiana, 2013-2015						
	2013		2014		2015	
	Cases	%	Cases	%	Cases	%
TOTAL	165*	100%	235**	100%	436***	100%
Race						
Black	138	84%	173	74%	317	73%
White	22	13%	46	20%	90	21%
Latino	2	1%	9	4%	18	4%
Other	3	2%	7	3%	11	3%
Gender						
Male	139	84%	207	88%	378	87%
Female	25	15%	26	11%	53	12%
Transgender: MTF	1	1%	2	1%	5	1%
HIV Transmission Risk						
MSM	111	67%	174	74%	305	70%
IDU	2	1%	1	0%	9	2%
MSM-IDU	4	2%	9	4%	14	3%
HRH	12	7%	15	6%	34	8%
Unknown	36	22%	36	15%	70	16%
Age Group						
13-19	21	13%	17	7%	17	4%
20-24	65	39%	85	36%	115	26%
25-34	55	33%	97	41%	186	43%
35-44	16	10%	28	12%	75	17%
45-54	6	4%	6	3%	29	7%
55+	2	1%	2	1%	14	3%
Region						
1: New Orleans	65	39%	115	49%	209	48%
2: Baton Rouge	35	21%	51	22%	83	19%
3: Houma	6	4%	8	3%	17	4%
4: Lafayette	10	6%	11	5%	38	9%
5: Lake Charles	7	4%	1	0%	21	5%
6: Alexandria	5	3%	4	2%	10	2%
7: Shreveport	17	10%	23	10%	23	5%
8: Monroe	13	8%	13	6%	16	4%
9: Hammond/Slidell	7	4%	9	4%	19	4%

* 1.9% of all GC cases in 2013

** 4.1% of all GC cases in 2014

*** 4.2% of all GC cases in 2015

- In 2015, 436 people were co-infected with gonorrhea/HIV, more than 2.5 times more cases than in 2013.
- In 2015, 73% of all gonorrhea/HIV co-infections were black.
- In 2015, 87% of all gonorrhea/HIV co-infections were male, 12% were female, and 1% were transgender: male to female.
- From 2013 to 2015, the proportion gonorrhea/HIV co-infections among different transmission categories remained relatively unchanged.
- In 2015, the greatest number and proportions were among 20-44 year olds.
- From 2013 to 2015, the New Orleans and Baton Rouge regions had the highest number and proportions of gonorrhea and HIV co-infections.