

Second Quarter 2017

Vol. 15, No. 2



**Louisiana HIV, AIDS and Early Syphilis Surveillance
Quarterly Report**

June 30, 2017

**Louisiana Department of Health and Hospitals
Office of Public Health**

STD/HIV Program (SHP)

1450 Poydras Street, Suite 2136

New Orleans, Louisiana 70112

504.568.7474

haprequest@la.gov

<http://dhh.louisiana.gov/hiv>

www.hiv411.org

Louisiana Department of Health
Office of Public Health
STD/HIV Surveillance Program

DeAnn Gruber, PhD, LCSW
Bureau of Infectious Disease Director

Chaquetta Johnson, DNP, MPH
Deputy Program Director

Debbie Wendell, PhD, MPH
Data Management/Analysis Manager

Jessica Fridge, MSPH
Surveillance Program Manager

Javone Davis, MPH
Regional Operations Manager

Stephanie Taylor, MD
STD Medical Director

Joy Ewell
CDC Lead PHA-Louisiana

Editor/Production:

Lauren Ostrenga, MPH
Catherine Desmarais, DrPH

Data Management/Analysis and Surveillance:

Lauren Ostrenga, MPH, *HIV Surveillance Epidemiologist*
Tania Bechtel, *Laboratory Surveillance Supervisor*
Antoine Brantley, MPH, *Data Analyst*
Lakeesha Brumfield, *HIV Data Entry Specialist*
Catherine Desmarais, DrPH, *STD Surveillance Epidemiologist and Data Manager*
Ashley Hoover, *STD/HIV Perinatal Surveillance Supervisor*
Mohammad Rahman, MBBS, MPH, PhD, *CDC Epidemiologist*
Denise Robertson, *ICCR Coordinator*
William T. Robinson, PhD, *Biostatistician*
Josette Russell, *HIV Data Entry Specialist*
Molly Votaw, MPH, *HIV Surveillance Data Management Supervisor*
Carmen Washington, *HIV Data Entry Specialist*

HIV Field Epidemiologists:

James Hubbard	Region 1	Susan Brodie, MT(ASCP), MSPH , <i>Field Epidemiologist Supervisor</i>	
Monica Pendelton	Regions 1, 3	Cheryl Edney, BS MT(ASCP)	Regions 4, 5, 6
		Gayle Norris, MA	Regions 7, 8
		Gale Terry, LPN	Regions 2, 9

Regional STD Supervisors:

Michael Carter	Region 1	Patrick Williams	Region 5 & 6
Megan King	Region 2	Charles Jones	Region 7
Javone Davis	Region 8	John Lyons	Region 3 & 9
Ken May	Region 4		

TABLE OF CONTENTS

Contents	Page
Surveillance Summary	1
Louisiana: Persons Living with HIV Infection	3
Persons newly diagnosed with HIV and AIDS	4
Persons diagnosed with Early Syphilis	5
Parish: Persons Living with HIV Infection	6
Persons diagnosed with Early Syphilis	7
Metro New Orleans: Persons Living with HIV Infection	8
Persons newly diagnosed with HIV and AIDS	9
Persons diagnosed with Early Syphilis	10
Metro Baton Rouge: Persons Living with HIV Infection	11
Persons newly diagnosed with HIV and AIDS	12
Persons diagnosed with Early Syphilis	13
Region 1: Persons Living with HIV Infection	14
Persons newly diagnosed with HIV and AIDS	15
Persons diagnosed with Early Syphilis	16
Region 2: Persons Living with HIV Infection	17
Persons newly diagnosed with HIV and AIDS	18
Persons diagnosed with Early Syphilis	19
Region 3: Persons Living with HIV Infection	20
Persons newly diagnosed with HIV and AIDS	21
Persons diagnosed with Early Syphilis	22
Region 4: Persons Living with HIV Infection	23
Persons newly diagnosed with HIV and AIDS	24
Persons diagnosed with Early Syphilis	25
Region 5: Persons Living with HIV Infection	26
Persons newly diagnosed with HIV and AIDS	27
Persons diagnosed with Early Syphilis	28
Region 6: Persons Living with HIV Infection	29
Persons newly diagnosed with HIV and AIDS	30
Persons diagnosed with Early Syphilis	31
Region 7: Persons Living with HIV Infection	32
Persons newly diagnosed with HIV and AIDS	33
Persons diagnosed with Early Syphilis	34
Region 8: Persons Living with HIV Infection	35
Persons newly diagnosed with HIV and AIDS	36
Persons diagnosed with Early Syphilis	37
Region 9: Persons Living with HIV Infection	38
Persons newly diagnosed with HIV and AIDS	39
Persons diagnosed with Early Syphilis	40
List of Figures	
Louisiana: 10-Year Trends New HIV and New AIDS Diagnoses (2007-2016)	41
Louisiana: 10-Year Trends Persons Living with HIV Infection (2007-2016)	42
Louisiana: 10-Year Trends P&S Syphilis Diagnoses (2007-2016)	43
Louisiana: 8-Year Trends Early Latent Syphilis Diagnoses (2009-2016)	43
Surveillance Breakout: Louisiana HIV Continuum of Care (2016)	44

Surveillance Summary

Data in this report includes cases diagnosed with HIV, AIDS, or Early Syphilis

- In 2015, Louisiana ranked **2nd** in the nation for HIV case rates (24.2 per 100,000 population) and **11th** in the number of HIV cases. The Baton Rouge MSA ranked **2nd** and the New Orleans MSA ranked **3rd** for HIV case rates (32.0 and 31.9 per 100,000, respectively), among the large metropolitan areas in the nation. The most recent *CDC HIV Surveillance Report* (vol. 27) was released in November 2016 and provided the 2015 rankings.
- According to the same report, Louisiana ranked **2nd** highest in state AIDS case rates (11.2 per 100,000) and **11th** in the number of AIDS cases in 2015. The Baton Rouge metropolitan area ranked **2nd** in AIDS case rates (16.0 per 100,000) and the New Orleans metropolitan area ranked **4th** in AIDS case rates (14.9 per 100,000) in 2015 among the large metropolitan areas in the nation.
- In 2015, Louisiana ranked **1st** in the nation for primary and secondary (P&S) syphilis case rates (15.0 per 100,000 population) according to the 2015 *CDC STD Surveillance Report*. A total of 696 P&S syphilis cases were reported.
- As of June 30, 2017, a total of **21,656** persons are living with HIV infection (PLWH) in Louisiana; of these individuals, **11,118** persons (51%) have an AIDS diagnosis.
- In 2016, **1,155** new HIV cases were diagnosed in Louisiana. Of these cases, **31%** (n=362) occurred in Region 1 (New Orleans) and **21%** (n=238) occurred in Region 2 (Baton Rouge).
- In the first half of 2017, a total of **634** persons were diagnosed with early syphilis* in Louisiana; **332** persons were diagnosed with P&S syphilis, and **302** persons were diagnosed with early latent syphilis. Of the total early syphilis cases, **32%** (n=204) occurred in Region 1 (New Orleans) and **15%** (n=95) occurred in Region 7 (Shreveport).
- The primary risk factor for new HIV diagnoses in Louisiana is men who have sex with men (MSM). In 2016, of the persons who reported a risk factor, **69%** reported being MSM, and an additional **2%** reported being MSM and an injection drug user (IDU). As of June 30, 2017, **55%** of all people living with HIV infection in Louisiana were MSM.
- The primary risk factor for early syphilis diagnoses in Louisiana is heterosexual contact. In the first half of 2017, of the persons who reported a risk factor, **59%** reported engaging in heterosexual activity, and **48%** reported being MSM. *Persons could report multiple risk factors for syphilis diagnoses.*
- In Louisiana, **72%** of new HIV cases, and **67%** of new AIDS cases in 2016 were among men. In the first 6 months of 2017, **71%** of the early syphilis diagnoses were among men.
- African Americans in Louisiana are experiencing a severe health disparity in regards to HIV and STDs. In 2016, **73%** of newly diagnosed HIV cases and **75%** of newly diagnosed AIDS cases were among African Americans. In the first half of 2017, **72%** of early syphilis cases were among African Americans. African Americans make up only 32% of Louisiana's overall population.
- A large percentage of new HIV and syphilis diagnoses occurred among adolescents and young adults. In 2016, **24%** of all new HIV diagnoses occurred among persons 13-24 years old and an additional **34%** occurred among persons 25-34 years old. In the first half of 2017, **35%** of all early syphilis diagnoses occurred among persons 13-24 years old and an additional **42%** occurred among persons 25-34 years old.

* A syphilis diagnosis with less than one year duration is considered to be "early syphilis." This designation covers the primary, secondary, and early latent stages of syphilis.

New Quarterly Report Format:

SHP's new quarterly report format includes P&S syphilis and early latent syphilis diagnoses for Louisiana, the New Orleans and Baton Rouge MSAs, and all nine of the public health regions. It is important to note that the time periods for the HIV and syphilis data are not equivalent. Please pay special attention to the titles above each table. There are different reporting delays and methods for HIV and syphilis which impact the timeliness of those data in this report. The 'Persons Living with AIDS' excerpts have been removed.

AIDS Case Definition Change – Effective for all 2014 and future AIDS Diagnoses:

Prior to 2014, the surveillance case definition for an AIDS diagnosis was: a CD4 cell count <200, a CD4 percentage <14%, or the diagnosis of an opportunistic infection (OI) such as Kaposi Sarcoma. The CDC has changed the case surveillance definition for AIDS. For all AIDS diagnoses, starting January 1, 2014, the case definition is: a CD4 cell count <200 or the diagnosis of an OI. A CD4 percent <14% is no longer part of the AIDS case definition, unless the CD4 count is not available. Previously, a person with a CD4 count of 300 but a percent of 10%, would have been defined as an AIDS case. Because that CD4 count is not below 200, that case is no longer considered a new AIDS diagnosis. If the CD4 count of 300 was not available and only the percent of 10% was available, then the case would be newly diagnosed as AIDS. This change in surveillance case definition will reduce the number of AIDS diagnoses that occur each year, starting with 2014 data.

Time Periods for this Quarterly Report (Second Quarter 2017 Report):

Persons Living with HIV Infection – As of June 30, 2017

New HIV Diagnoses – Calendar Year 2016 (Updated from 1st Quarter Report)

New AIDS Diagnoses – Calendar Year 2016 (Updated from 1st Quarter Report)

New P&S Syphilis Diagnoses – January 1 to June 30, 2017 (First Half of 2017)

New Early Latent Syphilis Diagnoses – January 1 to June 30, 2017 (First Half of 2017)

Future Quarterly Report:

Third Quarter 2017 Report: Release in November 2017

Persons Living with HIV Infection, As of September 30, 2017

HIV and AIDS Diagnoses, Calendar Year 2016 (Updated)

P&S Syphilis and Early Latent Syphilis Diagnoses, First-Third Quarter 2017 (January-September 2017)

Fourth Quarter 2017 Report: Release in February 2018

Persons Living with HIV Infection, As of December 31, 2017

HIV and AIDS Diagnoses, Calendar Year 2016 (Final Update)

P&S Syphilis and Early Latent Syphilis Diagnoses, Calendar Year 2017

Please note: This report reflects only information reported to Louisiana's HIV/AIDS and STD surveillance systems.

Persons Living with HIV Infection
Louisiana
as of June 30, 2017

- **38,171** cumulative cases have been detected in Louisiana, including **355** pediatric cases.
- **14,391** cumulative deaths among persons with HIV/AIDS have occurred in Louisiana, including **101** pediatric deaths.
- **21,656** persons are currently living with HIV/AIDS in Louisiana.
Persons living with HIV: **10,538**
Persons living with AIDS: **11,118**

Gender

	Cases	Percent
Men	15,189	70 %
Women	6,245	29 %
Transgender Women	221	1 %
Transgender Men	1	<1 %
Total	21,656	100 %

Age Category

Current Age	Cases	Percent
0 - 12	46	<1 %
13 - 19	115	1 %
20 - 24	825	4 %
25 - 29	1,938	9 %
30 - 34	2,321	11 %
35 - 39	2,540	12 %
40 - 44	2,476	11 %
45 - 49	2,672	12 %
50 - 54	2,982	14 %
55 - 59	2,630	12 %
60+	3,111	14 %
Total	21,656	100 %

Race/Ethnicity by Sex at Birth

	Men	Women	Total	Percent
Black, Non-Hispanic	9,699	5,107	14,806	68 %
White, Non-Hispanic	4,698	892	5,590	26 %
Hispanic	792	183	975	5 %
Asian/Pacific Islander	73	15	88	<1 %
American Indian	30	11	41	<1 %
Unknown	12	1	13	<1 %
Multi-race	106	37	143	1 %
Total	15,410	6,246	21,656	100 %

Exposure Category by Sex at Birth

Cases with a reported risk:	Men	Women	Total	Percent
Men who have sex with men	8,204	0	8,204	55 %
Injection drug use	1,005	644	1,649	11 %
Men who have sex with men and inject drugs	865	0	865	6 %
Heterosexual contact	1,202	2,594	3,796	26 %
Transfusion/Hemophilia	37	30	67	<1 %
Confirmed Other	0	1	1	<1 %
Perinatal	96	112	208	1 %
Total	11,409	3,381	14,790	100 %
<i>No Identified Risk</i>	<i>4,001</i>	<i>2,865</i>	<i>6,866</i>	

Persons Newly Diagnosed with HIV and AIDS
Louisiana

HIV CASES DIAGNOSED January - December 2016

- 1,155 persons were newly diagnosed with HIV in Louisiana.

<u>Gender</u>	<u>Cases</u>	<u>Percent</u>	<u>Race/Ethnicity</u>	<u>Cases</u>	<u>Percent</u>
Men	827	72 %	Black, Non-Hispanic	838	73 %
Women	308	27 %	White, Non-Hispanic	241	21 %
Transgender Women	20	2 %	Hispanic	67	6 %
Total	1,155	100 %	Asian/Pacific Islander	3	<1 %
			American Indian	2	<1 %
			Multi-race	4	<1 %
			Total	1,155	100 %

<u>Age at Diagnosis</u>	<u>Cases</u>	<u>Percent</u>	<u>Cases with a reported risk (by sex at birth)</u>	<u>Cases</u>	<u>Percent</u>
0 - 12	2	<1 %	Men who have sex with men	505	69 %
13 - 24	278	24 %	Injection drug use	34	5 %
25 - 34	397	34 %	Men who have sex with men and inject drugs	18	2 %
35 - 44	230	20 %	Heterosexual contact	169	23 %
45+	248	21 %	Perinatal	2	<1 %
Total	1,155	100 %	Total	728	100 %
			<i>No Identified Risk</i>	<i>427</i>	

AIDS CASES DIAGNOSED January - December 2016

- 562 persons were newly diagnosed with AIDS in Louisiana.

<u>Gender</u>	<u>Cases</u>	<u>Percent</u>	<u>Race/Ethnicity</u>	<u>Cases</u>	<u>Percent</u>
Men	379	67 %	Black, Non-Hispanic	419	75 %
Women	177	31 %	White, Non-Hispanic	105	19 %
Transgender Women	6	1 %	Hispanic	31	6 %
Total	562	100 %	Asian/Pacific Islander	1	<1 %
			American Indian	1	<1 %
			Multi-race	5	1 %
			Total	562	100 %

<u>Age at Diagnosis</u>	<u>Cases</u>	<u>Percent</u>	<u>Cases with a reported risk (by sex at birth)</u>	<u>Cases</u>	<u>Percent</u>
0 - 12	1	<1 %	Men who have sex with men	179	53 %
13 - 24	57	10 %	Injection drug use	32	9 %
25 - 34	176	31 %	Men who have sex with men and inject drugs	12	4 %
35 - 44	137	24 %	Heterosexual contact	112	33 %
45+	191	34 %	Perinatal	5	1 %
Total	562	100 %	Total	340	100 %
			<i>No Identified Risk</i>	<i>222</i>	

**Persons Diagnosed with Early Syphilis
Louisiana**

PERSONS DIAGNOSED WITH P&S SYPHILIS January - June 2017

- 332 persons were diagnosed with P&S Syphilis in Louisiana between January 1 and June 30, 2017.

<u>Gender</u>	<u>Cases</u>	<u>Percent</u>	<u>Race/Ethnicity</u>	<u>Cases</u>	<u>Percent</u>
Men	228	69 %	American Indian	3	<1 %
Women	104	31 %	Asian/Pacific Islander	2	<1 %
Total	332	100 %	Black, Non-Hispanic	231	70 %
			Hispanic	5	2 %
			White, Non-Hispanic	91	27 %
			Other/Multi-race	0	0 %
			Unknown	0	0 %
			Total	332	100 %

<u>Age at Diagnosis</u>	<u>Cases</u>	<u>Percent</u>	<u>Cases with a reported risk (Can have >1 risk)</u>	<u>Cases</u>	<u>Percent</u>
0 - 12	1	<1 %	Men who have sex with men and inject drugs	0	0 %
13 - 19	29	9 %	Men who have sex with men	144	45 %
20 - 29	171	52 %	Injection drug use	3	1 %
30 - 39	74	22 %	Transactional sex	11	3 %
40+	57	17 %	High risk heterosexual contact	58	18 %
Total	332	100 %	Heterosexual contact	135	42 %
			Incarceration	19	6 %
			Illegal drug use (non-injection)	101	32 %
			<i>No Reported Risk</i>	<i>13</i>	

PERSONS DIAGNOSED WITH EARLY LATENT SYPHILIS January - June 2017

- 302 persons were diagnosed with Early Latent Syphilis in Louisiana between January 1 and June 30, 2017.

<u>Gender</u>	<u>Cases</u>	<u>Percent</u>	<u>Race/Ethnicity</u>	<u>Cases</u>	<u>Percent</u>
Men	211	70 %	American Indian	0	0 %
Women	82	27 %	Asian/Pacific Islander	1	<1 %
Transgender Women	9	3 %	Black, Non-Hispanic	228	76 %
Total	302	100 %	Hispanic	7	2 %
			White, Non-Hispanic	66	22 %
			Other/Multi-race	0	0 %
			Unknown	0	0 %
			Total	302	100 %

<u>Age at Diagnosis</u>	<u>Cases</u>	<u>Percent</u>	<u>Cases with a reported risk (Can have >1 risk)</u>	<u>Cases</u>	<u>Percent</u>
0 - 12	0	0 %	Men who have sex with men and inject drugs	4	1 %
13 - 19	21	7 %	Men who have sex with men	144	49 %
20 - 29	164	54 %	Injection drug use	2	1 %
30 - 39	77	26 %	Transactional sex	11	4 %
40+	40	13 %	High risk heterosexual contact	35	12 %
Total	302	100 %	Heterosexual contact	130	45 %
			Incarceration	32	11 %
			Illegal drug use (non-injection)	70	24 %
			<i>No Reported Risk</i>	<i>10</i>	

* A syphilis diagnosis with less than one year duration is considered to be "early syphilis." This designation covers the primary, secondary, and early latent stages of syphilis.

Persons Living with HIV Infection by Parish
as of June 30, 2017

Second Quarter 2017

<u>Parish</u>	<u>Living Cases</u>	<u>Parish</u>	<u>Living Cases</u>
Acadia	127	Sabine	17
Allen	215	St. Bernard	196
Ascension	251	St. Charles	120
Assumption	34	St. Helena	22
Avoyelles	177	St. James	77
Beauregard	52	St. John the Baptist	183
Bienville	29	St. Landry	299
Bossier	260	St. Martin	111
Caddo	1,257	St. Mary	97
Calcasieu	731	St. Tammany	506
Caldwell	19	Tangipahoa	433
Cameron	3	Tensas	30
Catahoula	29	Terrebonne	234
Claiborne	97	Union	39
Concordia	49	Vermilion	98
De Soto	56	Vernon	78
East Baton Rouge	4,080	Washington	197
East Carroll	23	Webster	79
East Feliciana	192	West Baton Rouge	116
Evangeline	94	West Carroll	15
Franklin	50	West Feliciana	149
Grant	52	Winn	28
Iberia	133		
Iberville	312		
Jackson	23		
Jefferson	2,025		
Jefferson Davis	69		
La Salle	45		
Lafayette	795		
Lafourche	163		
Lincoln	106		
Livingston	222		
Madison	41		
Morehouse	71		
Natchitoches	127		
Orleans	5,190		
Ouachita	652		
Plaquemines	45		
Pointe Coupee	57		
Rapides	516		
Red River	14		
Richland	49		
		Total	21,656

**Persons Diagnosed with Early Syphilis* by Parish
January - June 2017**

<u>Parish</u>	<u>Diagnoses</u>	<u>Parish</u>	<u>Diagnoses</u>
Acadia	6	Sabine	0
Allen	0	St. Bernard	5
Ascension	7	St. Charles	2
Assumption	0	St. Helena	0
Avoyelles	0	St. James	0
Beauregard	0	St. John the Baptist	5
Bienville	0	St. Landry	17
Bossier	26	St. Martin	10
Caddo	63	St. Mary	5
Calcasieu	8	St. Tammany	3
Caldwell	0	Tangipahoa	12
Cameron	0	Tensas	0
Catahoula	0	Terrebonne	12
Claiborne	0	Union	1
Concordia	2	Vermilion	3
De Soto	3	Vernon	1
East Baton Rouge	56	Washington	2
East Carroll	0	Webster	2
East Feliciana	1	West Baton Rouge	3
Evangeline	1	West Carroll	0
Franklin	1	West Feliciana	2
Grant	0	Winn	1
Iberia	9		
Iberville	6		
Jackson	0		
Jefferson	51		
Jefferson Davis	2		
La Salle	0		
Lafayette	38		
Lafourche	20		
Lincoln	14		
Livingston	2		
Madison	1		
Morehouse	11		
Natchitoches	1		
Orleans	147		
Ouachita	40		
Plaquemines	1		
Pointe Coupee	0		
Rapides	28		
Red River	0		
Richland	3		
		Total	634

* A syphilis diagnosis with less than one year duration is considered to be "early syphilis." This designation covers the primary, secondary, and early latent stages of syphilis.

**Persons Living with HIV Infection
Metro New Orleans
as of June 30, 2017**

Jefferson, Orleans, St. Tammany, St. John the Baptist, Plaquemines, St. Bernard, St. James, St. Charles Parishes

- **17,193** cumulative cases have been detected in the New Orleans MSA, including **170** pediatric cases.
- **6,198** cumulative deaths among persons with HIV/AIDS have occurred in the New Orleans MSA, including **50** pediatric deaths
- **8,342** persons are currently living with HIV/AIDS in the New Orleans MSA.
Persons living with HIV: **4,054**
Persons living with AIDS: **4,288**

Gender

	Cases	Percent
Men	6,112	73 %
Women	2,105	25 %
Transgender Women	124	1 %
Transgender Men	1	<1 %
Total	8,342	100 %

Age Category

Current Age	Cases	Percent
0 - 12	17	<1 %
13 - 19	43	1 %
20 - 24	273	3 %
25 - 29	712	9 %
30 - 34	881	11 %
35 - 39	951	11 %
40 - 44	916	11 %
45 - 49	982	12 %
50 - 54	1,194	14 %
55 - 59	1,067	13 %
60+	1,306	16 %
Total	8,342	100 %

Race/Ethnicity by Sex at Birth

	Men	Women	Total	Percent
Black, Non-Hispanic	3,521	1,693	5,214	63 %
White, Non-Hispanic	2,191	275	2,466	30 %
Hispanic	432	122	554	7 %
Asian/Pacific Islander	40	6	46	1 %
American Indian	7	0	7	<1 %
Unknown	7	1	8	<1 %
Multi-race	38	9	47	1 %
Total	6,236	2,106	8,342	100 %

Exposure Category by Sex at Birth

Cases with a reported risk:	Men	Women	Total	Percent
Men who have sex with men	3,681	0	3,681	62 %
Injection drug use	313	215	528	9 %
Men who have sex with men and inject drugs	332	0	332	6 %
Heterosexual contact	399	883	1,282	22 %
Transfusion/Hemophilia	17	14	31	1 %
Perinatal	35	44	79	1 %
Total	4,777	1,156	5,933	100 %
<i>No Identified Risk</i>	<i>1,459</i>	<i>950</i>	<i>2,409</i>	

**Persons Newly Diagnosed with HIV and AIDS
Metro New Orleans**

Jefferson, Orleans, St. Tammany, St. John the Baptist, Plaquemines, St. Bernard, St. James, St. Charles Parishes

HIV CASES DIAGNOSED January - December 2016

- 421 persons were newly diagnosed with HIV in the New Orleans MSA.

<u>Gender</u>	<u>Cases</u>	<u>Percent</u>	<u>Race/Ethnicity</u>	<u>Cases</u>	<u>Percent</u>
Men	323	77 %	Black, Non-Hispanic	291	69 %
Women	90	21 %	White, Non-Hispanic	89	21 %
Transgender Women	8	2 %	Hispanic	39	9 %
Total	421	100 %	Asian/Pacific Islander	1	<1 %
			Multi-race	1	<1 %
			Total	421	100 %

<u>Age at Diagnosis</u>	<u>Cases</u>	<u>Percent</u>	<u>Cases with a reported risk (by sex at birth)</u>	<u>Cases</u>	<u>Percent</u>
0 - 12	1	<1 %	Men who have sex with men	219	74 %
13 - 24	105	25 %	Injection drug use	16	5 %
25 - 34	150	36 %	Men who have sex with men and inject drugs	7	2 %
35 - 44	77	18 %	Heterosexual contact	51	17 %
45+	88	21 %	Perinatal	1	<1 %
Total	421	100 %	Total	294	100 %
			<i>No Identified Risk</i>	<i>127</i>	

AIDS CASES DIAGNOSED January - December 2016

- 178 persons were newly diagnosed with AIDS in the New Orleans MSA.

<u>Gender</u>	<u>Cases</u>	<u>Percent</u>	<u>Race/Ethnicity</u>	<u>Cases</u>	<u>Percent</u>
Men	127	71 %	Black, Non-Hispanic	125	70 %
Women	51	29 %	White, Non-Hispanic	35	20 %
Total	178	100 %	Hispanic	18	10 %
			Total	178	100 %

<u>Age at Diagnosis</u>	<u>Cases</u>	<u>Percent</u>	<u>Cases with a reported risk (by sex at birth)</u>	<u>Cases</u>	<u>Percent</u>
0 - 12	1	1 %	Men who have sex with men	64	52 %
13 - 24	14	8 %	Injection drug use	12	10 %
25 - 34	58	33 %	Men who have sex with men and inject drugs	6	5 %
35 - 44	43	24 %	Heterosexual contact	39	32 %
45+	62	35 %	Perinatal	2	2 %
Total	178	100 %	Total	123	100 %
			<i>No Identified Risk</i>	<i>55</i>	

**Persons Diagnosed with Early Syphilis
Metro New Orleans**

Jefferson, Orleans, St. Tammany, St. John the Baptist, Plaquemines, St. Bernard, St. James, St. Charles Parishes

PERSONS DIAGNOSED WITH P&S SYPHILIS January - June 2017

• 97 persons were diagnosed with P&S Syphilis in the New Orleans MSA from January 1 through June 30, 2017.

<u>Gender</u>	<u>Cases</u>	<u>Percent</u>	<u>Race/Ethnicity</u>	<u>Cases</u>	<u>Percent</u>
Men	74	76 %	American Indian	1	1 %
Women	23	24 %	Asian/Pacific Islander	2	2 %
Total	97	100 %	Black, Non-Hispanic	63	65 %
			Hispanic	4	4 %
			White, Non-Hispanic	27	28 %
			Other/Multi-race	0	0 %
			Unknown	0	0 %
			Total	97	100 %

<u>Age at Diagnosis</u>	<u>Cases</u>	<u>Percent</u>	<u>Cases with a reported risk (Can have >1 risk)</u>	<u>Cases</u>	<u>Percent</u>
0 - 12	0	0 %	Men who have sex with men and inject drugs	0	0 %
13 - 19	3	3 %	Men who have sex with men	57	62 %
20 - 29	51	53 %	Injection drug use	0	0 %
30 - 39	21	22 %	Transactional sex	2	2 %
40+	22	23 %	High risk heterosexual contact	9	10 %
Total	97	100 %	Heterosexual contact	32	35 %
			Incarceration	4	4 %
			Illegal drug use (non-injection)	26	28 %
			<i>No Reported Risk</i>	5	

PERSONS DIAGNOSED WITH EARLY LATENT SYPHILIS January - June 2017

• 117 persons were diagnosed with Early Latent Syphilis in the New Orleans MSA from January 1 through June 30, 2017.

<u>Gender</u>	<u>Cases</u>	<u>Percent</u>	<u>Race/Ethnicity</u>	<u>Cases</u>	<u>Percent</u>
Men	91	78 %	American Indian	0	0 %
Women	20	17 %	Asian/Pacific Islander	1	1 %
Transgender Women	6	5 %	Black, Non-Hispanic	86	74 %
Total	117	100 %	Hispanic	5	4 %
			White, Non-Hispanic	25	21 %
			Other/Multi-race	0	0 %
			Unknown	0	0 %
			Total	117	100 %

<u>Age at Diagnosis</u>	<u>Cases</u>	<u>Percent</u>	<u>Cases with a reported risk (Can have >1 risk)</u>	<u>Cases</u>	<u>Percent</u>
0 - 12	0	0 %	Men who have sex with men and inject drugs	2	2 %
13 - 19	3	3 %	Men who have sex with men	74	67 %
20 - 29	60	51 %	Injection drug use	0	0 %
30 - 39	31	27 %	Transactional sex	5	5 %
40+	23	20 %	High risk heterosexual contact	11	10 %
Total	117	100 %	Heterosexual contact	37	33 %
			Incarceration	6	5 %
			Illegal drug use (non-injection)	25	23 %
			<i>No Reported Risk</i>	6	

**Persons Living with HIV Infection
Metro Baton Rouge
as of June 30, 2017**

Ascension, East Baton Rouge, East Feliciana, Iberville, Livingston, Pointe Coupee, St. Helena, West Baton Rouge, West Feliciana Parishes

- **8,792** cumulative cases have been detected in the Baton Rouge MSA, including **80** pediatric cases.
- **3,593** cumulative deaths among persons with HIV/AIDS have occurred in the Baton Rouge MSA, including **17** pediatric deaths
- **5,401** persons are currently living with HIV/AIDS in the Baton Rouge MSA.
Persons living with HIV: **2,565**
Persons living with AIDS: **2,836**

Gender

	Cases	Percent
Men	3,446	64 %
Women	1,904	35 %
Transgender Women	51	1 %
Total	5,401	100 %

Age Category

Current Age	Cases	Percent
0 - 12	17	<1 %
13 - 19	28	1 %
20 - 24	203	4 %
25 - 29	473	9 %
30 - 34	590	11 %
35 - 39	699	13 %
40 - 44	655	12 %
45 - 49	706	13 %
50 - 54	679	13 %
55 - 59	620	11 %
60+	731	14 %
Total	5,401	100 %

Race/Ethnicity by Sex at Birth

	Men	Women	Total	Percent
Black, Non-Hispanic	2,713	1,699	4,412	82 %
White, Non-Hispanic	677	170	847	16 %
Hispanic	75	21	96	2 %
Asian/Pacific Islander	10	5	15	<1 %
American Indian	2	0	2	<1 %
Unknown	2	0	2	<1 %
Multi-race	18	9	27	<1 %
Total	3,497	1,904	5,401	100 %

Exposure Category by Sex at Birth

Cases with a reported risk:	Men	Women	Total	Percent
Men who have sex with men	1,541	0	1,541	45 %
Injection drug use	344	205	549	16 %
Men who have sex with men and inject drugs	193	0	193	6 %
Heterosexual contact	325	719	1,044	31 %
Transfusion/Hemophilia	6	8	14	<1 %
Perinatal	30	29	59	2 %
Total	2,439	961	3,400	100 %
<i>No Identified Risk</i>	<i>1,058</i>	<i>943</i>	<i>2,001</i>	

Persons Newly Diagnosed with HIV and AIDS

Metro Baton Rouge

Ascension, East Baton Rouge, East Feliciana, Iberville, Livingston, Pointe Coupee, St. Helena, West Baton Rouge, West Feliciana Parishes

HIV CASES DIAGNOSED January - December 2016

- 252 persons were newly diagnosed with HIV in the Baton Rouge MSA.

<u>Gender</u>	<u>Cases</u>	<u>Percent</u>	<u>Race/Ethnicity</u>	<u>Cases</u>	<u>Percent</u>
Men	170	67 %	Black, Non-Hispanic	202	80 %
Women	79	31 %	White, Non-Hispanic	36	14 %
Transgender Women	3	1 %	Hispanic	14	6 %
Total	252	100 %	Total	252	100 %

<u>Age at Diagnosis</u>	<u>Cases</u>	<u>Percent</u>	<u>Cases with a reported risk (by sex at birth)</u>	<u>Cases</u>	<u>Percent</u>
13 - 24	56	22 %	Men who have sex with men	93	64 %
25 - 34	83	33 %	Injection drug use	8	6 %
35 - 44	52	21 %	Men who have sex with men and inject drugs	2	1 %
45+	61	24 %	Heterosexual contact	42	29 %
Total	252	100 %	Total	145	100 %
			<i>No Identified Risk</i>	<i>107</i>	

AIDS CASES DIAGNOSED January - December 2016

- 149 persons were newly diagnosed with AIDS in the Baton Rouge MSA.

<u>Gender</u>	<u>Cases</u>	<u>Percent</u>	<u>Race/Ethnicity</u>	<u>Cases</u>	<u>Percent</u>
Men	92	62 %	Black, Non-Hispanic	120	81 %
Women	55	37 %	White, Non-Hispanic	19	13 %
Transgender Women	2	1 %	Hispanic	8	5 %
Total	149	100 %	Asian/Pacific Islander	1	1 %
			Multi-race	1	1 %
			Total	149	100 %

<u>Age at Diagnosis</u>	<u>Cases</u>	<u>Percent</u>	<u>Cases with a reported risk (by sex at birth)</u>	<u>Cases</u>	<u>Percent</u>
13 - 24	12	8 %	Men who have sex with men	37	47 %
25 - 34	47	32 %	Injection drug use	8	10 %
35 - 44	39	26 %	Heterosexual contact	31	40 %
45+	51	34 %	Perinatal	2	3 %
Total	149	100 %	Total	78	100 %
			<i>No Identified Risk</i>	<i>71</i>	

**Persons Diagnosed with Early Syphilis
Metro Baton Rouge**

Ascension, East Baton Rouge, East Feliciana, Iberville, Livingston, Pointe Coupee, St. Helena, West Baton Rouge, West Feliciana Parishes

PERSONS DIAGNOSED WITH P&S SYPHILIS January – June 2017

- 53 persons were diagnosed with P&S Syphilis in the Baton Rouge MSA from January 1 through June 30, 2017.

<u>Gender</u>	<u>Cases</u>	<u>Percent</u>	<u>Race/Ethnicity</u>	<u>Cases</u>	<u>Percent</u>
Men	41	77 %	American Indian	0	0 %
Women	12	23 %	Asian/Pacific Islander	0	0 %
Total	53	100 %	Black, Non-Hispanic	40	75 %
			Hispanic	0	0 %
			White, Non-Hispanic	13	25 %
			Other/Multi-race	0	0 %
			Unknown	0	0 %
			Total	53	100 %

<u>Age at Diagnosis</u>	<u>Cases</u>	<u>Percent</u>	<u>Cases with a reported risk (Can have >1 risk)</u>	<u>Cases</u>	<u>Percent</u>
0 - 12	0	0 %	Men who have sex with men and inject drugs	0	0 %
13 - 19	2	4 %	Men who have sex with men	27	53 %
20 – 29	25	47 %	Injection drug use	1	2 %
30 - 39	13	25 %	Transactional sex	3	6 %
40+	13	25 %	High risk heterosexual contact	13	25 %
Total	53	100 %	Heterosexual contact	15	29 %
			Incarceration	0	0 %
			Illegal drug use (non-injection)	5	10 %
			<i>No Reported Risk</i>	2	

PERSONS DIAGNOSED WITH EARLY LATENT SYPHILIS January – June 2017

- 24 persons were diagnosed with Early Latent Syphilis in the Baton Rouge MSA from January 1 through June 30, 2017.

<u>Gender</u>	<u>Cases</u>	<u>Percent</u>	<u>Race/Ethnicity</u>	<u>Cases</u>	<u>Percent</u>
Men	16	67 %	American Indian	0	0 %
Women	7	29 %	Asian/Pacific Islander	0	0 %
Transgender Women	1	4 %	Black, Non-Hispanic	17	71 %
Total	24	100 %	Hispanic	1	4 %
			White, Non-Hispanic	6	25 %
			Other/Multi-race	0	0 %
			Unknown	0	0 %
			Total	24	100 %

<u>Age at Diagnosis</u>	<u>Cases</u>	<u>Percent</u>	<u>Cases with a reported risk (Can have >1 risk)</u>	<u>Cases</u>	<u>Percent</u>
0 - 12	0	0 %	Men who have sex with men and inject drugs	1	4 %
13 - 19	0	0 %	Men who have sex with men	13	54 %
20 – 29	15	63 %	Injection drug use	0	0 %
30 - 39	5	21 %	Transactional sex	0	0 %
40+	4	17 %	High risk heterosexual contact	2	8 %
Total	24	100 %	Heterosexual contact	9	38 %
			Incarceration	5	21 %
			Illegal drug use (non-injection)	4	17 %
			<i>No Reported Risk</i>	0	

Persons Living with HIV Infection
Region 1: New Orleans Region
as of June 30, 2017

Jefferson, Orleans, Plaquemines, St. Bernard Parishes

- **16,018** cumulative cases have been detected in Region 1, including **151** pediatric cases.
- **5,891** cumulative deaths among persons in Region 1 with HIV infection have occurred, including **46** pediatric deaths.
- **7,456** persons are currently living with HIV infection in Region 1.
 Persons living with HIV: **3,624**
 Persons living with AIDS: **3,832**

Gender

	Cases	Percent
Men	5,463	73 %
Women	1,874	25 %
Transgender Women	118	2 %
Transgender Men	1	<1 %
Total	7,456	100 %

Age Category

Current Age	Cases	Percent
0 - 12	14	<1 %
13 - 19	37	<1 %
20 - 24	235	3 %
25 - 29	642	9 %
30 - 34	791	11 %
35 - 39	849	11 %
40 - 44	824	11 %
45 - 49	872	12 %
50 - 54	1,057	14 %
55 - 59	952	13 %
60+	1,183	16 %
Total	7,456	100 %

Race/Ethnicity by Sex at Birth

	Men	Women	Total	Percent
Black, Non-Hispanic	3,228	1,539	4,767	64 %
White, Non-Hispanic	1,867	213	2,080	28 %
Hispanic	405	110	515	7 %
Asian/Pacific Islander	37	4	41	1 %
American Indian	5	0	5	<1 %
Unknown	6	1	7	<1 %
Multi-race	33	8	41	1 %
Total	5,581	1,875	7,456	100 %

Exposure Category by Sex at Birth

Cases with a reported risk:	Men	Women	Total	Percent
Men who have sex with men	3,280	0	3,280	62 %
Injection drug use	281	197	478	9 %
Men who have sex with men and inject drugs	308	0	308	6 %
Heterosexual contact	369	786	1,155	22 %
Transfusion/Hemophilia	16	14	30	1 %
Perinatal	28	37	65	1 %
Total	4,282	1,034	5,316	100 %
<i>No Identified Risk</i>	<i>1,299</i>	<i>841</i>	<i>2,140</i>	

Persons Newly Diagnosed with HIV and AIDS**Region 1: New Orleans Region***Jefferson, Orleans, Plaquemines, St. Bernard Parishes***HIV CASES DIAGNOSED January - December 2016**

- 362 persons were newly diagnosed with HIV in Region 1.

<u>Gender</u>	Cases	Percent	<u>Race/Ethnicity</u>	Cases	Percent
Men	274	76 %	Black, Non-Hispanic	256	71 %
Women	81	22 %	White, Non-Hispanic	70	19 %
Transgender Women	7	2 %	Hispanic	34	9 %
Total	362	100 %	Asian/Pacific Islander	1	<1 %
			Multi-race	1	<1 %
			Total	362	100 %

<u>Age at Diagnosis</u>	Cases	Percent	<u>Cases with a reported risk (by sex at birth)</u>	Cases	Percent
0 - 12	1	<1 %	Men who have sex with men	189	74 %
13 - 24	93	26 %	Injection drug use	14	5 %
25 - 34	125	35 %	Men who have sex with men and inject drugs	5	2 %
35 - 44	62	17%	Heterosexual contact	47	18 %
45+	81	22 %	Perinatal	1	<1 %
Total	362	100%	Total	256	100 %
			<i>No Identified Risk</i>	<i>106</i>	

AIDS CASES DIAGNOSED January - December 2016

- 158 persons were newly diagnosed with AIDS in Region 1.

<u>Gender</u>	Cases	Percent	<u>Race/Ethnicity</u>	Cases	Percent
Men	110	70 %	Black, Non-Hispanic	114	72 %
Women	48	30 %	White, Non-Hispanic	29	18 %
Total	158	100 %	Hispanic	15	9 %
			Total	158	100 %

<u>Age at Diagnosis</u>	Cases	Percent	<u>Cases with a reported risk (by sex at birth)</u>	Cases	Percent
0 - 12	1	1 %	Men who have sex with men	57	50 %
13 - 24	12	8 %	Injection drug use	11	10 %
25 - 34	51	32 %	Men who have sex with men and inject drugs	6	5 %
35 - 44	37	23 %	Heterosexual contact	37	33 %
45+	57	36 %	Perinatal	2	2 %
Total	158	100 %	Total	113	100 %
			<i>No Identified Risk</i>	<i>45</i>	

Persons Diagnosed with Early Syphilis**Region 1: New Orleans Region***Jefferson, Orleans, Plaquemines, St. Bernard Parishes***PERSONS DIAGNOSED WITH P&S SYPHILIS January – June 2017**

- 94 persons were diagnosed with P&S Syphilis in Region 1 from January 1 through June 30, 2017.

<u>Gender</u>	<u>Cases</u>	<u>Percent</u>	<u>Race/Ethnicity</u>	<u>Cases</u>	<u>Percent</u>
Men	71	76 %	American Indian	1	1 %
Women	23	24 %	Asian/Pacific Islander	2	2 %
Total	94	100 %	Black, Non-Hispanic	61	65 %
			Hispanic	3	3 %
			White, Non-Hispanic	27	29 %
			Other/Multi-race	0	0 %
			Unknown	0	0 %
			Total	94	100 %

<u>Age at Diagnosis</u>	<u>Cases</u>	<u>Percent</u>	<u>Cases with a reported risk (Can have >1 risk)</u>	<u>Cases</u>	<u>Percent</u>
0 - 12	0	0 %	Men who have sex with men and inject drugs	0	0 %
13 - 19	3	3 %	Men who have sex with men	54	61 %
20 – 29	49	52 %	Injection drug use	0	0 %
30 - 39	21	22 %	Transactional sex	2	2 %
40+	21	22 %	High risk heterosexual contact	8	9 %
Total	94	100 %	Heterosexual contact	31	35 %
			Incarceration	4	4 %
			Illegal drug use (non-injection)	26	29 %
			<i>No Reported Risk</i>	5	

PERSONS DIAGNOSED WITH EARLY LATENT SYPHILIS January – June 2017

- 110 persons were diagnosed with Early Latent Syphilis in Region 1 from January 1 through June 30, 2017.

<u>Gender</u>	<u>Cases</u>	<u>Percent</u>	<u>Race/Ethnicity</u>	<u>Cases</u>	<u>Percent</u>
Men	87	79 %	American Indian	0	0 %
Women	18	16 %	Asian/Pacific Islander	1	1 %
Transgender Women	5	5 %	Black, Non-Hispanic	81	74 %
Total	110	100 %	Hispanic	4	4 %
			White, Non-Hispanic	24	22 %
			Other/Multi-race	0	0 %
			Unknown	0	0 %
			Total	110	100 %

<u>Age at Diagnosis</u>	<u>Cases</u>	<u>Percent</u>	<u>Cases with a reported risk (Can have >1 risk)</u>	<u>Cases</u>	<u>Percent</u>
0 - 12	0	0 %	Men who have sex with men and inject drugs	2	2 %
13 - 19	3	3 %	Men who have sex with men	70	67 %
20 – 29	54	49 %	Injection drug use	0	0 %
30 - 39	31	28 %	Transactional sex	5	5 %
40+	22	20 %	High risk heterosexual contact	11	11 %
Total	110	100 %	Heterosexual contact	34	33 %
			Incarceration	6	6 %
			Illegal drug use (non-injection)	24	23 %
			<i>No Reported Risk</i>	6	

**Persons Living with HIV Infection
Region 2: Baton Rouge Region
as of June 30, 2017**

Ascension, East Baton Rouge, East Feliciana, Iberville, Pointe Coupee, West Baton Rouge, West Feliciana Parishes

- **8,472** cumulative cases have been detected in Region 2, including **75** pediatric cases.
- **3,465** cumulative deaths among persons in Region 2 with HIV infection have occurred, including **15** pediatric deaths.
- **5,157** persons are currently living with HIV infection in Region 2.
Persons living with HIV: **2,446**
Persons living with AIDS: **2,711**

Gender

	Cases	Percent
Men	3,290	64 %
Women	1,821	35 %
Transgender Women	46	1 %
Total	5,157	100 %

Age Category

Current Age	Cases	Percent
0 - 12	16	<1 %
13 - 19	27	1 %
20 - 24	197	4 %
25 - 29	452	9 %
30 - 34	572	11 %
35 - 39	678	13 %
40 - 44	621	12 %
45 - 49	664	13 %
50 - 54	638	12 %
55 - 59	593	11 %
60+	699	14 %
Total	5,157	100 %

Race/Ethnicity by Sex at Birth

	Men	Women	Total	Percent
Black, Non-Hispanic	2,653	1,663	4,316	84 %
White, Non-Hispanic	580	128	708	14 %
Hispanic	71	17	88	2 %
Asian/Pacific Islander	10	4	14	<1 %
American Indian	2	0	2	<1 %
Unknown	2	0	2	<1 %
Multi-race	18	9	27	1 %
Total	3,336	1,821	5,157	100 %

Exposure Category by Sex at Birth

Cases with a reported risk:	Men	Women	Total	Percent
Men who have sex with men	1,451	0	1,451	45 %
Injection drug use	336	192	528	16 %
Men who have sex with men and inject drugs	184	0	184	6 %
Heterosexual contact	311	689	1,000	31 %
Transfusion/Hemophilia	5	8	13	<1 %
Perinatal	30	27	57	2 %
Total	2,317	916	3,233	100 %
<i>No Identified Risk</i>	<i>1,019</i>	<i>905</i>	<i>1,924</i>	

Persons Newly Diagnosed with HIV and AIDS**Region 2: Baton Rouge Region***Ascension, East Baton Rouge, East Feliciana, Iberville, Pointe Coupee, West Baton Rouge, West Feliciana Parishes***HIV CASES DIAGNOSED January - December 2016**

- 238 persons were newly diagnosed with HIV in Region 2.

<u>Gender</u>	Cases	Percent	<u>Race/Ethnicity</u>	Cases	Percent
Men	162	68 %	Black, Non-Hispanic	196	82 %
Women	74	31 %	White, Non-Hispanic	28	12 %
Transgender Women	2	1 %	Hispanic	14	6 %
Total	238	100 %	Total	238	100 %

<u>Age at Diagnosis</u>	Cases	Percent	<u>Cases with a reported risk (by sex at birth)</u>	Cases	Percent
13 - 24	51	21 %	Men who have sex with men	87	63 %
25 - 34	79	33 %	Injection drug use	8	6 %
35 - 44	51	21 %	Men who have sex with men and inject drugs	2	1 %
45+	57	24 %	Heterosexual contact	42	30 %
Total	238	100 %	Total	139	100 %
			<i>No Identified Risk</i>	99	

AIDS CASES DIAGNOSED January - December 2016

- 144 persons were newly diagnosed with AIDS in Region 2.

<u>Gender</u>	Cases	Percent	<u>Race/Ethnicity</u>	Cases	Percent
Men	89	62 %	Black, Non-Hispanic	117	81 %
Women	53	37 %	White, Non-Hispanic	17	12 %
Transgender Women	2	1 %	Hispanic	8	6 %
Total	144	100 %	Asian/Pacific Islander	1	1 %
			Multi-race	1	1 %
			Total	144	100 %

<u>Age at Diagnosis</u>	Cases	Percent	<u>Cases with a reported risk (by sex at birth)</u>	Cases	Percent
13 - 24	12	8 %	Men who have sex with men	36	47 %
25 - 34	46	32 %	Injection drug use	8	10 %
35 - 44	39	27 %	Heterosexual contact	31	40 %
45+	47	33 %	Perinatal	2	3 %
Total	144	100 %	Total	77	100 %
			<i>No Identified Risk</i>	67	

Persons Diagnosed with Early Syphilis**Region 2: Baton Rouge Region***Ascension, East Baton Rouge, East Feliciana, Iberville, Pointe Coupee, West Baton Rouge, West Feliciana Parishes***PERSONS DIAGNOSED WITH P&S SYPHILIS January – June 2017**

- 51 persons were diagnosed with P&S Syphilis in Region 2 from January 1 through June 30, 2017.

Gender	Cases	Percent	Race/Ethnicity	Cases	Percent
Men	39	75 %	American Indian	0	0 %
Women	12	25 %	Asian/Pacific Islander	0	0 %
Total	51	100 %	Black, Non-Hispanic	40	78 %
			Hispanic	0	0 %
			White, Non-Hispanic	11	22 %
			Other/Multi-race	0	0 %
			Unknown	0	0 %
			Total	51	100 %

Age at Diagnosis	Cases	Percent	Cases with a reported risk (Can have >1 risk)	Cases	Percent
0 - 12	0	0 %	Men who have sex with men and inject drugs	0	0 %
13 - 19	2	4 %	Men who have sex with men	26	53 %
20 – 29	25	49 %	Injection drug use	1	2 %
30 - 39	13	25 %	Transactional sex	3	6 %
40+	11	22 %	High risk heterosexual contact	12	24 %
Total	51	100 %	Heterosexual contact	15	31 %
			Incarceration	0	0 %
			Illegal drug use (non-injection)	5	10 %
			<i>No Reported Risk</i>	2	

PERSONS DIAGNOSED WITH EARLY LATENT SYPHILIS January – June 2017

- 24 persons were diagnosed with Early Latent Syphilis in Region 2 from January 1 through June 30, 2017.

Gender	Cases	Percent	Race/Ethnicity	Cases	Percent
Men	16	67 %	American Indian	0	0 %
Women	7	29 %	Asian/Pacific Islander	0	0 %
Transgender Women	1	4 %	Black, Non-Hispanic	17	71 %
Total	24	100 %	Hispanic	1	4 %
			White, Non-Hispanic	6	25 %
			Other/Multi-race	0	0 %
			Unknown	0	0 %
			Total	24	100 %

Age at Diagnosis	Cases	Percent	Cases with a reported risk (Can have >1 risk)	Cases	Percent
0 - 12	0	0 %	Men who have sex with men and inject drugs	1	4 %
13 - 19	0	0 %	Men who have sex with men	13	54 %
20 – 29	15	63 %	Injection drug use	0	0 %
30 - 39	5	21 %	Transactional sex	0	0 %
40+	4	17 %	High risk heterosexual contact	2	8 %
Total	24	100 %	Heterosexual contact	9	38 %
			Incarceration	5	21 %
			Illegal drug use (non-injection)	4	17 %
			<i>No Reported Risk</i>	0	

Persons Living with HIV Infection**Region 3: Houma Region****as of June 30, 2017***Assumption, Lafourche, St. Charles, St. James, St. John the Baptist, St. Mary, Terrebonne Parishes*

- **1,356** cumulative cases have been detected in Region 3, including **20** pediatric cases.
- **484** cumulative deaths among persons in Region 3 with HIV infection have occurred, including **5** pediatric deaths.
- **908** persons are currently living with HIV infection in Region 3.
Persons living with HIV: **428**
Persons living with AIDS: **480**

Gender	Cases	Percent
Men	603	66 %
Women	297	33 %
Transgender Women	8	1 %
Total	908	100 %

Age Category			Race/Ethnicity by Sex at Birth				
Current Age	Cases	Percent		Men	Women	Total	Percent
0 - 12	4	<1 %	Black, Non-Hispanic	332	220	552	61 %
13 - 19	7	1 %	White, Non-Hispanic	245	62	307	34 %
20 - 24	50	6 %	Hispanic	26	10	36	4 %
25 - 29	81	9 %	Asian/Pacific Islander	2	1	3	<1 %
30 - 34	112	12 %	American Indian	2	1	3	<1 %
35 - 39	98	11 %	Unknown	1	0	1	<1 %
40 - 44	99	11 %	Multi-race	3	3	6	1 %
45 - 49	119	13 %	Total	611	297	908	100 %
50 - 54	122	13 %					
55 - 59	101	11 %					
60+	115	13 %					
Total	908	100 %					

Exposure Category by Sex at Birth

Cases with a reported risk:	Men	Women	Total	Percent
Men who have sex with men	364	0	364	57 %
Injection drug use	38	18	56	9 %
Men who have sex with men and inject drugs	21	0	21	3 %
Heterosexual contact	35	145	180	28 %
Perinatal	7	10	17	3 %
Total	465	173	638	100 %
<i>No Identified Risk</i>	<i>146</i>	<i>124</i>	<i>270</i>	

Persons Newly Diagnosed with HIV and AIDS

Region 3: Houma Region

Assumption, Lafourche, St. Charles, St. James, St. John the Baptist, St. Mary, Terrebonne Parishes

HIV CASES DIAGNOSED January - December 2016

- 59 persons were newly diagnosed with HIV in Region 3.

<u>Gender</u>	<u>Cases</u>	<u>Percent</u>	<u>Race/Ethnicity</u>	<u>Cases</u>	<u>Percent</u>
Men	40	68 %	Black, Non-Hispanic	45	76 %
Women	17	29 %	White, Non-Hispanic	11	19 %
Transgender Women	2	3 %	Hispanic	2	3 %
Total	59	100 %	Multi-race	1	2 %
			Total	59	100 %

<u>Age at Diagnosis</u>	<u>Cases</u>	<u>Percent</u>	<u>Cases with a reported risk (by sex at birth)</u>	<u>Cases</u>	<u>Percent</u>
13 - 24	18	31 %	Men who have sex with men	27	66 %
25 - 34	19	32 %	Injection drug use	2	5 %
35 - 44	14	24 %	Men who have sex with men and inject drugs	1	2 %
45+	8	14 %	Heterosexual contact	11	27 %
Total	59	100 %	Total	41	100 %
			<i>No Identified Risk</i>	<i>18</i>	

AIDS CASES DIAGNOSED January - December 2016

- 18 persons were newly diagnosed with AIDS in Region 3.

<u>Gender</u>	<u>Cases</u>	<u>Percent</u>	<u>Race/Ethnicity</u>	<u>Cases</u>	<u>Percent</u>
Men	15	83 %	Black, Non-Hispanic	13	72 %
Women	3	17 %	White, Non-Hispanic	4	22 %
Total	18	100 %	Hispanic	1	6 %
			Total	18	100 %

<u>Age at Diagnosis</u>	<u>Cases</u>	<u>Percent</u>	<u>Cases with a reported risk (by sex at birth)</u>	<u>Cases</u>	<u>Percent</u>
13 - 24	2	11 %	Men who have sex with men	8	53 %
25 - 34	7	39 %	Injection drug use	2	13 %
35 - 44	6	33 %	Heterosexual contact	5	33 %
45+	3	17 %	Total	15	100 %
Total	18	100 %	<i>No Identified Risk</i>	<i>3</i>	

Persons Diagnosed with Early Syphilis**Region 3: Houma Region***Assumption, Lafourche, St. Charles, St. James, St. John the Baptist, St. Mary, Terrebonne Parishes***PERSONS DIAGNOSED WITH P&S SYPHILIS January – June 2017**

- 19 persons were diagnosed with P&S Syphilis in Region 3 from January 1 through June 30, 2017.

<u>Gender</u>	<u>Cases</u>	<u>Percent</u>	<u>Race/Ethnicity</u>	<u>Cases</u>	<u>Percent</u>
Men	12	63 %	American Indian	1	5 %
Women	7	37 %	Asian/Pacific Islander	0	0 %
Total	19	100 %	Black, Non-Hispanic	7	37 %
			Hispanic	0	0 %
			White, Non-Hispanic	11	58 %
			Other/Multi-race	0	0 %
			Unknown	0	0 %
			Total	19	100 %

<u>Age at Diagnosis</u>	<u>Cases</u>	<u>Percent</u>	<u>Cases with a reported risk (Can have >1 risk)</u>	<u>Cases</u>	<u>Percent</u>
0 - 12	1	0 %	Men who have sex with men and inject drugs	0	0 %
13 - 19	0	20 %	Men who have sex with men	4	24 %
20 – 29	9	60 %	Injection drug use	0	0 %
30 - 39	4	10 %	Transactional sex	1	6 %
40+	5	10 %	High risk heterosexual contact	2	12 %
Total	19	100 %	Heterosexual contact	12	71 %
			Incarceration	5	29 %
			Illegal drug use (non-injection)	6	35 %
			<i>No Reported Risk</i>	2	

PERSONS DIAGNOSED WITH EARLY LATENT SYPHILIS January – June 2017

- 25 persons were diagnosed with Early Latent Syphilis in Region 3 from January 1 through June 30, 2017.

<u>Gender</u>	<u>Cases</u>	<u>Percent</u>	<u>Race/Ethnicity</u>	<u>Cases</u>	<u>Percent</u>
Men	13	52 %	American Indian	0	0 %
Women	11	44 %	Asian/Pacific Islander	0	0 %
Transgender Women	1	4 %	Black, Non-Hispanic	14	56 %
Total	25	100 %	Hispanic	1	4 %
			White, Non-Hispanic	10	40 %
			Other/Multi-race	0	0 %
			Unknown	0	0 %
			Total	25	100 %

<u>Age at Diagnosis</u>	<u>Cases</u>	<u>Percent</u>	<u>Cases with a reported risk (Can have >1 risk)</u>	<u>Cases</u>	<u>Percent</u>
0 - 12	0	0 %	Men who have sex with men and inject drugs	1	4 %
13 - 19	1	4 %	Men who have sex with men	8	32 %
20 – 29	17	68 %	Injection drug use	2	8 %
30 - 39	4	16 %	Transactional sex	1	4 %
40+	3	12 %	High risk heterosexual contact	2	8 %
Total	25	100 %	Heterosexual contact	17	68 %
			Incarceration	5	20 %
			Illegal drug use (non-injection)	7	28 %
			<i>No Reported Risk</i>	0	

Persons Living with HIV Infection

Region 4: Lafayette Region

as of June 30, 2017

Acadia, Evangeline, Iberia, Lafayette, St. Landry, St. Martin, Vermilion Parishes

- **2,557** cumulative cases have been detected in Region 4, including **19** pediatric cases.
- **953** cumulative deaths among persons in Region 4 with HIV infection have occurred, including **6** pediatric deaths.
- **1,657** persons are currently living with HIV infection in Region 4.
Persons living with HIV: **826**
Persons living with AIDS: **831**

<u>Gender</u>	<u>Cases</u>	<u>Percent</u>
Men	1,219	74 %
Women	431	26 %
Transgender Women	7	<1 %
Total	1,657	100 %

Age Category

<u>Current Age</u>	<u>Cases</u>	<u>Percent</u>
0 - 12	3	<1 %
13 - 19	6	<1 %
20 - 24	72	4 %
25 - 29	161	10 %
30 - 34	175	11 %
35 - 39	184	11 %
40 - 44	145	9 %
45 - 49	198	12 %
50 - 54	267	16 %
55 - 59	210	13 %
60+	236	14 %
Total	1,657	100 %

Race/Ethnicity by Sex at Birth

	<u>Men</u>	<u>Women</u>	<u>Total</u>	<u>Percent</u>
Black, Non-Hispanic	647	297	944	57 %
White, Non-Hispanic	482	118	600	36 %
Hispanic	72	8	80	5 %
Asian/Pacific Islander	4	2	6	<1 %
American Indian	4	3	7	<1 %
Multi-race	17	3	20	1 %
Total	1,226	431	1,657	100 %

Exposure Category by Sex at Birth

<u>Cases with a reported risk:</u>	<u>Men</u>	<u>Women</u>	<u>Total</u>	<u>Percent</u>
Men who have sex with men	653	0	653	59 %
Injection drug use	67	50	117	10 %
Men who have sex with men and inject drugs	57	0	57	5 %
Heterosexual contact	74	198	272	24 %
Transfusion/Hemophilia	4	1	5	<1 %
Confirmed Other	0	1	1	<1 %
Perinatal	6	5	11	1 %
Total	861	255	1,116	100 %
<i>No Identified Risk</i>	<i>365</i>	<i>176</i>	<i>541</i>	

Persons Newly Diagnosed with HIV and AIDS**Region 4: Lafayette Region***Acadia, Evangeline, Iberia, Lafayette, St. Landry, St. Martin, Vermilion Parishes***HIV CASES DIAGNOSED January - December 2016**

- 112 persons were newly diagnosed with HIV in Region 4.

<u>Gender</u>	Cases	Percent	<u>Race/Ethnicity</u>	Cases	Percent
Men	74	66 %	Black, Non-Hispanic	72	64 %
Women	35	31 %	White, Non-Hispanic	34	30 %
Transgender Women	3	3 %	Hispanic	5	4 %
Total	112	100 %	Multi-race	1	1 %
			Total	112	100 %

<u>Age at Diagnosis</u>	Cases	Percent	<u>Cases with a reported risk (by sex at birth)</u>	Cases	Percent
0 - 12	1	1 %	Men who have sex with men	48	62 %
13 - 24	27	24 %	Injection drug use	3	4 %
25 - 34	42	38 %	Men who have sex with men and inject drugs	1	1 %
35 - 44	24	21 %	Heterosexual contact	24	31 %
45+	18	16 %	Perinatal	1	1 %
Total	112	100%	Total	77	100 %
			<i>No Identified Risk</i>	35	

AIDS CASES DIAGNOSED January - December 2016

- 53 persons were newly diagnosed with AIDS in Region 4.

<u>Gender</u>	Cases	Percent	<u>Race/Ethnicity</u>	Cases	Percent
Men	30	57 %	Black, Non-Hispanic	36	68 %
Women	22	42 %	White, Non-Hispanic	12	23 %
Transgender Women	1	2 %	Hispanic	4	8 %
Total	53	100 %	Multi-race	1	2 %
			Total	53	100 %

<u>Age at Diagnosis</u>	Cases	Percent	<u>Cases with a reported risk (by sex at birth)</u>	Cases	Percent
13 - 24	10	19 %	Men who have sex with men	13	46 %
25 - 34	14	26 %	Injection drug use	3	11 %
35 - 44	13	25 %	Men who have sex with men and inject drugs	1	4 %
45+	16	30 %	Heterosexual contact	11	39 %
Total	53	100 %	Total	28	100 %
			<i>No Identified Risk</i>	25	

Persons Diagnosed with Early Syphilis**Region 4: Lafayette Region***Acadia, Evangeline, Iberia, Lafayette, St. Landry, St. Martin, Vermilion Parishes***PERSONS DIAGNOSED WITH P&S SYPHILIS January – June 2017**

- 38 persons were diagnosed with P&S Syphilis in Region 4 from January 1 through June 30, 2017.

<u>Gender</u>	<u>Cases</u>	<u>Percent</u>	<u>Race/Ethnicity</u>	<u>Cases</u>	<u>Percent</u>
Men	26	68 %	American Indian	0	0 %
Women	12	32 %	Asian/Pacific Islander	0	0 %
Total	38	100 %	Black, Non-Hispanic	28	74 %
			Hispanic	0	0 %
			White, Non-Hispanic	10	26 %
			Other/Multi-race	0	0 %
			Unknown	0	0 %
			Total	38	100 %

<u>Age at Diagnosis</u>	<u>Cases</u>	<u>Percent</u>	<u>Cases with a reported risk (Can have >1 risk)</u>	<u>Cases</u>	<u>Percent</u>
0 - 12	0	0 %	Men who have sex with men and inject drugs	0	0 %
13 - 19	5	13 %	Men who have sex with men	15	42 %
20 – 29	19	50 %	Injection drug use	0	0 %
30 - 39	8	21 %	Transactional sex	2	6 %
40+	6	16 %	High risk heterosexual contact	4	11 %
Total	38	100 %	Heterosexual contact	18	50 %
			Incarceration	0	0 %
			Illegal drug use (non-injection)	13	36 %
			<i>No Reported Risk</i>	2	

PERSONS DIAGNOSED WITH EARLY LATENT SYPHILIS January – June 2017

- 46 persons were diagnosed with Early Latent Syphilis in Region 4 from January 1 through June 30, 2017.

<u>Gender</u>	<u>Cases</u>	<u>Percent</u>	<u>Race/Ethnicity</u>	<u>Cases</u>	<u>Percent</u>
Men	33	56 %	American Indian	0	0 %
Women	13	44 %	Asian/Pacific Islander	0	0 %
Total	46	100 %	Black, Non-Hispanic	31	67 %
			Hispanic	1	2 %
			White, Non-Hispanic	14	30 %
			Other/Multi-race	0	0 %
			Unknown	0	0 %
			Total	46	100 %

<u>Age at Diagnosis</u>	<u>Cases</u>	<u>Percent</u>	<u>Cases with a reported risk (Can have >1 risk)</u>	<u>Cases</u>	<u>Percent</u>
0 - 12	0	0 %	Men who have sex with men and inject drugs	0	0 %
13 - 19	3	7 %	Men who have sex with men	22	51 %
20 – 29	26	57 %	Injection drug use	0	0 %
30 - 39	12	26 %	Transactional sex	4	9 %
40+	5	11 %	High risk heterosexual contact	4	9 %
Total	46	100 %	Heterosexual contact	19	44 %
			Incarceration	3	7 %
			Illegal drug use (non-injection)	9	21 %
			<i>No Reported Risk</i>	3	

**Persons Living with HIV Infection
Region 5: Lake Charles Region
as of June 30, 2017**

Allen, Beauregard, Calcasieu, Cameron, Jefferson Davis Parishes

- **1,513** cumulative cases have been detected in Region 5, including **10** pediatric cases.
- **575** cumulative deaths among persons in Region 5 with HIV infection have occurred, including **2** pediatric deaths.
- **1,070** persons are currently living with HIV infection in Region 5.
Persons living with HIV: **519**
Persons living with AIDS: **551**

<u>Gender</u>	<u>Cases</u>	<u>Percent</u>
Men	803	75 %
Women	262	24 %
Transgender Women	5	1 %
Total	1,070	100 %

Age Category

<u>Current Age</u>	<u>Cases</u>	<u>Percent</u>
0 - 12	1	<1 %
13 - 19	5	<1 %
20 - 24	33	3 %
25 - 29	78	7 %
30 - 34	103	10 %
35 - 39	110	10 %
40 - 44	139	13 %
45 - 49	143	13 %
50 - 54	161	15 %
55 - 59	156	15 %
60+	141	13 %
Total	1,070	100 %

Race/Ethnicity by Sex at Birth

	<u>Men</u>	<u>Women</u>	<u>Total</u>	<u>Percent</u>
Black, Non-Hispanic	419	179	598	56 %
White, Non-Hispanic	284	71	355	33 %
Hispanic	86	7	93	9 %
Asian/Pacific Islander	6	0	6	1 %
American Indian	4	0	4	<1 %
Unknown	1	0	1	<1 %
Multi-race	8	5	13	1 %
Total	808	262	1,070	100 %

Exposure Category by Sex at Birth

<u>Cases with a reported risk:</u>	<u>Men</u>	<u>Women</u>	<u>Total</u>	<u>Percent</u>
Men who have sex with men	375	0	375	49 %
Injection drug use	81	35	116	15 %
Men who have sex with men and inject drugs	63	0	63	8 %
Heterosexual contact	88	110	198	26 %
Transfusion/Hemophilia	2	0	2	<1 %
Perinatal	5	9	14	2 %
Total	614	154	768	100 %
<i>No Identified Risk</i>	<i>194</i>	<i>108</i>	<i>302</i>	

**Persons Newly Diagnosed with HIV and AIDS
Region 5: Lake Charles Region**

Allen, Beauregard, Calcasieu, Cameron, Jefferson Davis Parishes

HIV CASES DIAGNOSED January - December 2016

- 41 persons were newly diagnosed with HIV in Region 5.

<u>Gender</u>	<u>Cases</u>	<u>Percent</u>	<u>Race/Ethnicity</u>	<u>Cases</u>	<u>Percent</u>
Men	36	88 %	Black, Non-Hispanic	26	63 %
Women	5	12 %	White, Non-Hispanic	14	34 %
Total	41	100 %	Hispanic	1	2 %
			Total	41	100 %

<u>Age at Diagnosis</u>	<u>Cases</u>	<u>Percent</u>	<u>Cases with a reported risk (by sex at birth)</u>	<u>Cases</u>	<u>Percent</u>
13 - 24	12	29 %	Men who have sex with men	16	76 %
25 - 34	6	15 %	Injection drug use	2	10 %
35 - 44	11	27 %	Men who have sex with men and inject drugs	2	10 %
45+	12	29%	Heterosexual contact	1	5 %
Total	41	100 %	Total	21	100 %
			<i>No Identified Risk</i>	20	

AIDS CASES DIAGNOSED January - December 2016

- 27 persons were newly diagnosed with AIDS in Region 5.

<u>Gender</u>	<u>Cases</u>	<u>Percent</u>	<u>Race/Ethnicity</u>	<u>Cases</u>	<u>Percent</u>
Men	22	81 %	Black, Non-Hispanic	16	59 %
Women	5	19 %	White, Non-Hispanic	10	37 %
Total	27	100 %	Multi-race	1	4 %
			Total	27	100 %

<u>Age at Diagnosis</u>	<u>Cases</u>	<u>Percent</u>	<u>Cases with a reported risk (by sex at birth)</u>	<u>Cases</u>	<u>Percent</u>
13 - 24	2	7 %	Men who have sex with men	9	64 %
25 - 34	10	37 %	Injection drug use	2	14 %
35 - 44	4	15 %	Men who have sex with men and inject drugs	1	7 %
45+	11	41 %	Heterosexual contact	2	14 %
Total	27	100 %	Total	14	100 %
			<i>No Identified Risk</i>	13	

Persons Diagnosed with Early Syphilis**Region 5: Lake Charles Region***Allen, Beauregard, Calcasieu, Cameron, Jefferson Davis Parishes***PERSONS DIAGNOSED WITH P&S SYPHILIS January – June 2017**

- 7 persons were diagnosed with P&S Syphilis in Region 5 from January 1 through June 30, 2017.

<u>Gender</u>	<u>Cases</u>	<u>Percent</u>	<u>Race/Ethnicity</u>	<u>Cases</u>	<u>Percent</u>
Men	4	57 %	American Indian	0	0 %
Women	3	43 %	Asian/Pacific Islander	0	0 %
Total	7	100 %	Black, Non-Hispanic	4	57 %
			Hispanic	0	0 %
			White, Non-Hispanic	3	43 %
			Other/Multi-race	0	0 %
			Unknown	0	0 %
			Total	7	100 %

<u>Age at Diagnosis</u>	<u>Cases</u>	<u>Percent</u>	<u>Cases with a reported risk (Can have >1 risk)</u>	<u>Cases</u>	<u>Percent</u>
0 - 12	0	0 %	Men who have sex with men and inject drugs	0	0 %
13 - 19	1	14 %	Men who have sex with men	2	29 %
20 – 29	3	43 %	Injection drug use	1	14 %
30 - 39	3	43 %	Transactional sex	0	0 %
40+	0	0 %	High risk heterosexual contact	1	14 %
Total	7	100 %	Heterosexual contact	4	57 %
			Incarceration	0	0 %
			Illegal drug use (non-injection)	3	43 %
			<i>No Reported Risk</i>	0	

PERSONS DIAGNOSED WITH EARLY LATENT SYPHILIS January – June 2017

- 3 persons were diagnosed with Early Latent Syphilis in Region 5 from January 1 through June 30, 2017.

<u>Gender</u>	<u>Cases</u>	<u>Percent</u>	<u>Race/Ethnicity</u>	<u>Cases</u>	<u>Percent</u>
Men	3	100 %	American Indian	0	0 %
Women	0	0 %	Asian/Pacific Islander	0	0 %
Total	3	100 %	Black, Non-Hispanic	1	33 %
			Hispanic	0	0 %
			White, Non-Hispanic	2	67 %
			Other/Multi-race	0	0 %
			Unknown	0	0 %
			Total	3	100 %

<u>Age at Diagnosis</u>	<u>Cases</u>	<u>Percent</u>	<u>Cases with a reported risk (Can have >1 risk)</u>	<u>Cases</u>	<u>Percent</u>
0 - 12	0	0 %	Men who have sex with men and inject drugs	0	0 %
13 - 19	0	0 %	Men who have sex with men	2	67 %
20 – 29	1	33 %	Injection drug use	0	0 %
30 - 39	1	33 %	Transactional sex	0	0 %
40+	1	33 %	High risk heterosexual contact	0	33 %
Total	3	100 %	Heterosexual contact	1	33 %
			Incarceration	0	0 %
			Illegal drug use (non-injection)	1	14 %
			<i>No Reported Risk</i>	0	

Persons Living with HIV Infection**Region 6: Alexandria Region**

as of June 30, 2017

Avoyelles, Catahoula, Concordia, Grant, La Salle, Rapides, Vernon, Winn Parishes

- **1,664** cumulative cases have been detected in Region 6, including **16** pediatric cases.
- **561** cumulative deaths among persons in Region 6 with HIV infection have occurred, including **6** pediatric deaths.
- **974** persons are currently living with HIV infection in Region 6.
Persons living with HIV: **500**
Persons living with AIDS: **474**

Gender

	Cases	Percent
Men	699	72 %
Women	269	28 %
Transgender Women	6	<1 %
Total	974	100 %

Age Category

Current Age	Cases	Percent
0 - 12	1	<1 %
13 - 19	3	<1 %
20 - 24	28	3 %
25 - 29	82	8 %
30 - 34	100	10 %
35 - 39	118	12 %
40 - 44	130	13 %
45 - 49	119	12 %
50 - 54	144	15 %
55 - 59	109	11 %
60+	140	14 %
Total	974	100 %

Race/Ethnicity by Sex at Birth

	Men	Women	Total	Percent
Black, Non-Hispanic	423	208	631	65 %
White, Non-Hispanic	219	51	270	28 %
Hispanic	54	5	59	6 %
Asian/Pacific Islander	4	0	4	<1 %
American Indian	0	2	2	<1 %
Multi-race	5	3	8	1 %
Total	705	269	974	100 %

Exposure Category by Sex at Birth

Cases with a reported risk:	Men	Women	Total	Percent
Men who have sex with men	320	0	320	48 %
Injection drug use	62	23	85	13 %
Men who have sex with men and inject drugs	39	0	39	6 %
Heterosexual contact	82	130	212	32 %
Transfusion/Hemophilia	2	1	3	<1 %
Perinatal	4	2	6	1 %
Total	509	156	665	100 %
<i>No Identified Risk</i>	<i>196</i>	<i>113</i>	<i>309</i>	

Persons Newly Diagnosed with HIV and AIDS

Region 6: Alexandria Region

Avoyelles, Catahoula, Concordia, Grant, La Salle, Rapides, Vernon, Winn Parishes

HIV CASES DIAGNOSED January - December 2016

- 59 persons were newly diagnosed with HIV in Region 6.

<u>Gender</u>	<u>Cases</u>	<u>Percent</u>	<u>Race/Ethnicity</u>	<u>Cases</u>	<u>Percent</u>
Men	43	73 %	Black, Non-Hispanic	36	61 %
Women	15	25 %	White, Non-Hispanic	18	31 %
Transgender Women	1	2 %	Hispanic	3	5 %
Total	59	100 %	Asian/Pacific Islander	1	2 %
			Multi-race	1	2 %
			Total	59	100 %

<u>Age at Diagnosis</u>	<u>Cases</u>	<u>Percent</u>	<u>Cases with a reported risk (by sex at birth)</u>	<u>Cases</u>	<u>Percent</u>
13 - 24	10	17 %	Men who have sex with men	29	72 %
25 - 34	18	31 %	Injection drug use	1	2 %
35 - 44	17	29 %	Heterosexual contact	10	25 %
45+	14	24 %	Total	40	100 %
Total	59	100 %	<i>No Identified Risk</i>	<i>19</i>	

AIDS CASES DIAGNOSED January - December 2016

- 29 persons were newly diagnosed with AIDS in Region 6.

<u>Gender</u>	<u>Cases</u>	<u>Percent</u>	<u>Race/Ethnicity</u>	<u>Cases</u>	<u>Percent</u>
Men	21	72 %	Black, Non-Hispanic	22	76 %
Women	7	24 %	White, Non-Hispanic	6	21 %
Transgender Women	1	3 %	Multi-race	1	3 %
Total	29	100 %	Total	29	100 %

<u>Age at Diagnosis</u>	<u>Cases</u>	<u>Percent</u>	<u>Cases with a reported risk (by sex at birth)</u>	<u>Cases</u>	<u>Percent</u>
13 - 24	1	3 %	Men who have sex with men	12	75 %
25 - 34	5	17 %	Injection drug use	2	12 %
35 - 44	7	24 %	Heterosexual contact	2	12 %
45+	16	55 %	Total	16	100 %
Total	29	100 %	<i>No Identified Risk</i>	<i>13</i>	

Persons Diagnosed with Early Syphilis**Region 6: Alexandria Region**

Avoyelles, Catahoula, Concordia, Grant, La Salle, Rapides, Vernon, Winn Parishes

PERSONS DIAGNOSED WITH P&S SYPHILIS January – June 2017

- 21 persons were diagnosed with P&S Syphilis in Region 6 January 1 through June 30, 2017.

<u>Gender</u>	<u>Cases</u>	<u>Percent</u>	<u>Race/Ethnicity</u>	<u>Cases</u>	<u>Percent</u>
Men	13	62 %	American Indian	0	0 %
Women	8	38 %	Asian/Pacific Islander	0	0 %
Total	21	100 %	Black, Non-Hispanic	11	52 %
			Hispanic	0	0 %
			White, Non-Hispanic	10	48 %
			Other/Multi-race	0	0 %
			Unknown	0	0 %
			Total	21	100 %

<u>Age at Diagnosis</u>	<u>Cases</u>	<u>Percent</u>	<u>Cases with a reported risk (Can have >1 risk)</u>	<u>Cases</u>	<u>Percent</u>
0 - 12	0	0 %	Men who have sex with men and inject drugs	0	0 %
13 - 19	3	14 %	Men who have sex with men	6	30 %
20 – 29	9	43 %	Injection drug use	1	5 %
30 - 39	6	29 %	Transactional sex	3	15 %
40+	3	14 %	High risk heterosexual contact	9	45 %
Total	21	100 %	Heterosexual contact	9	45 %
			Incarceration	2	10 %
			Illegal drug use (non-injection)	15	75 %
			<i>No Reported Risk</i>	<i>1</i>	

PERSONS DIAGNOSED WITH EARLY LATENT SYPHILIS January – June 2017

- 11 persons were diagnosed with Early Latent Syphilis in Region 6 January 1 through June 30, 2017.

<u>Gender</u>	<u>Cases</u>	<u>Percent</u>	<u>Race/Ethnicity</u>	<u>Cases</u>	<u>Percent</u>
Men	6	54 %	American Indian	0	0 %
Women	5	46 %	Asian/Pacific Islander	0	0 %
Total	11	100 %	Black, Non-Hispanic	10	91 %
			Hispanic	0	0 %
			White, Non-Hispanic	1	9 %
			Other/Multi-race	0	0 %
			Unknown	0	0 %
			Total	11	100 %

<u>Age at Diagnosis</u>	<u>Cases</u>	<u>Percent</u>	<u>Cases with a reported risk (Can have >1 risk)</u>	<u>Cases</u>	<u>Percent</u>
0 - 12	0	0 %	Men who have sex with men and inject drugs	0	0 %
13 - 19	0	0 %	Men who have sex with men	3	27 %
20 – 29	7	64 %	Injection drug use	0	0 %
30 - 39	4	36 %	Transactional sex	1	9 %
40+	0	0 %	High risk heterosexual contact	2	18 %
Total	11	100 %	Heterosexual contact	6	55 %
			Incarceration	2	18 %
			Illegal drug use (non-injection)	7	64 %
			<i>No Reported Risk</i>	<i>0</i>	

Persons Living with HIV Infection

Region 7: Shreveport Region

as of June 30, 2017

Bienville, Bossier, Caddo, Claiborne, DeSoto, Natchitoches, Red River, Sabine, Webster Parishes

- **2,823** cumulative cases have been detected in Region 7, including **27** pediatric cases.
- **1,086** cumulative deaths among persons in Region 7 with HIV infection have occurred, including **11** pediatric deaths.
- **1,936** persons are currently living with HIV infection in Region 7.
 Persons living with HIV: **1,000**
 Persons living with AIDS: **936**

<u>Gender</u>	<u>Cases</u>	<u>Percent</u>
Men	1,367	71 %
Women	558	29 %
Transgender Women	11	1 %
Total	1,936	100 %

Age Category

<u>Current Age</u>	<u>Cases</u>	<u>Percent</u>
0 - 12	2	<1 %
13 - 19	13	1 %
20 - 24	119	6 %
25 - 29	244	13 %
30 - 34	243	13 %
35 - 39	230	12 %
40 - 44	220	11 %
45 - 49	230	12 %
50 - 54	223	12 %
55 - 59	194	10 %
60+	218	11 %
Total	1,936	100 %

Race/Ethnicity by Sex at Birth

	<u>Men</u>	<u>Women</u>	<u>Total</u>	<u>Percent</u>
Black, Non-Hispanic	994	454	1,448	75 %
White, Non-Hispanic	335	92	427	22 %
Hispanic	27	6	33	2 %
Asian/Pacific Islander	5	1	6	<1 %
American Indian	10	2	12	1 %
Multi-race	7	3	10	1 %
Total	1,378	558	1,936	100 %

Exposure Category by Sex at Birth

<u>Cases with a reported risk:</u>	<u>Men</u>	<u>Women</u>	<u>Total</u>	<u>Percent</u>
Men who have sex with men	798	0	798	59 %
Injection drug use	52	51	103	8 %
Men who have sex with men and inject drugs	94	0	94	7 %
Heterosexual contact	98	234	332	25 %
Transfusion/Hemophilia	3	3	6	<1 %
Perinatal	6	8	14	1 %
Total	1,051	296	1,347	100 %
<i>No Identified Risk</i>	<i>327</i>	<i>262</i>	<i>589</i>	

Persons Newly Diagnosed with HIV and AIDS

Region 7: Shreveport Region

Bienville, Bossier, Caddo, Claiborne, DeSoto, Natchitoches, Red River, Sabine, Webster Parishes

HIV CASES DIAGNOSED January - December 2016

- 141 persons were newly diagnosed with HIV in Region 7.

<u>Gender</u>	<u>Cases</u>	<u>Percent</u>	<u>Race/Ethnicity</u>	<u>Cases</u>	<u>Percent</u>
Men	97	69 %	Black, Non-Hispanic	121	86 %
Women	42	30 %	White, Non-Hispanic	15	11 %
Transgender Women	2	1 %	Hispanic	2	1 %
Total	141	100 %	Asian/Pacific Islander	1	1 %
			American Indian	2	1 %
			Total	141	100 %

<u>Age at Diagnosis</u>	<u>Cases</u>	<u>Percent</u>	<u>Cases with a reported risk (by sex at birth)</u>	<u>Cases</u>	<u>Percent</u>
13 - 24	45	32 %	Men who have sex with men	50	65 %
25 - 34	46	33 %	Injection drug use	1	1 %
35 - 44	24	17 %	Men who have sex with men and inject drugs	5	6 %
45+	26	18 %	Heterosexual contact	21	27 %
Total	141	100 %	Total	77	100 %
			<i>No Identified Risk</i>	<i>64</i>	

AIDS CASES DIAGNOSED January - December 2016

- 61 persons were newly diagnosed with AIDS in Region 7.

<u>Gender</u>	<u>Cases</u>	<u>Percent</u>	<u>Race/Ethnicity</u>	<u>Cases</u>	<u>Percent</u>
Men	47	77 %	Black, Non-Hispanic	54	89 %
Women	13	21 %	White, Non-Hispanic	6	10 %
Transgender Women	1	2 %	American Indian	1	2 %
Total	61	100 %	Total	61	100 %

<u>Age at Diagnosis</u>	<u>Cases</u>	<u>Percent</u>	<u>Cases with a reported risk (by sex at birth)</u>	<u>Cases</u>	<u>Percent</u>
13 - 24	12	20 %	Men who have sex with men	23	61 %
25 - 34	18	30 %	Injection drug use	1	3 %
35 - 44	13	21 %	Men who have sex with men and inject drugs	3	8 %
45+	18	30 %	Heterosexual contact	10	26 %
Total	61	100 %	Perinatal	1	3 %
			Total	38	100 %
			<i>No Identified Risk</i>	<i>23</i>	

Persons Diagnosed with Early Syphilis**Region 7: Shreveport Region***Bienville, Bossier, Caddo, Claiborne, DeSoto, Natchitoches, Red River, Sabine, Webster Parishes***PERSONS DIAGNOSED WITH P&S SYPHILIS January – June 2017**

- 43 persons were diagnosed with P&S Syphilis in Region 7 January 1 through June 30, 2017.

<u>Gender</u>	<u>Cases</u>	<u>Percent</u>	<u>Race/Ethnicity</u>	<u>Cases</u>	<u>Percent</u>
Men	24	56 %	American Indian	0	0 %
Women	19	44 %	Asian/Pacific Islander	0	0 %
Total	43	100 %	Black, Non-Hispanic	35	81 %
			Hispanic	1	2 %
			White, Non-Hispanic	7	16 %
			Other/Multi-race	0	0 %
			Unknown	0	0 %
			Total	43	100 %

<u>Age at Diagnosis</u>	<u>Cases</u>	<u>Percent</u>	<u>Cases with a reported risk (Can have >1 risk)</u>	<u>Cases</u>	<u>Percent</u>
0 - 12	0	0 %	Men who have sex with men and inject drugs	0	0 %
13 - 19	7	16 %	Men who have sex with men	13	30 %
20 – 29	23	53 %	Injection drug use	0	0 %
30 - 39	9	21 %	Transactional sex	0	0 %
40+	4	9 %	High risk heterosexual contact	9	21 %
Total	43	100 %	Heterosexual contact	22	51 %
			Incarceration	2	5 %
			Illegal drug use (non-injection)	14	33 %
			<i>No Reported Risk</i>	<i>0</i>	

PERSONS DIAGNOSED WITH EARLY LATENT SYPHILIS January – June 2017

- 52 persons were diagnosed with Early Latent Syphilis in Region 7 January 1 through June 30, 2017.

<u>Gender</u>	<u>Cases</u>	<u>Percent</u>	<u>Race/Ethnicity</u>	<u>Cases</u>	<u>Percent</u>
Men	32	62 %	American Indian	0	0 %
Women	20	38 %	Asian/Pacific Islander	0	0 %
Total	52	100 %	Black, Non-Hispanic	44	85 %
			Hispanic	0	0 %
			White, Non-Hispanic	8	15 %
			Other/Multi-race	0	0 %
			Unknown	0	0 %
			Total	52	100 %

<u>Age at Diagnosis</u>	<u>Cases</u>	<u>Percent</u>	<u>Cases with a reported risk (Can have >1 risk)</u>	<u>Cases</u>	<u>Percent</u>
0 - 12	0	0 %	Men who have sex with men and inject drugs	0	0 %
13 - 19	10	19 %	Men who have sex with men	18	35 %
20 – 29	29	56 %	Injection drug use	0	0 %
30 - 39	11	21 %	Transactional sex	0	0 %
40+	2	4 %	High risk heterosexual contact	9	18 %
Total	52	100 %	Heterosexual contact	26	51 %
			Incarceration	6	12 %
			Illegal drug use (non-injection)	10	20 %
			<i>No Reported Risk</i>	<i>1</i>	

Persons Living with HIV Infection

Region 8: Monroe Region

as of June 30, 2017

Caldwell, E. Carroll, Franklin, Jackson, Lincoln, Madison, Morehouse, Ouachita, Richland, Tensas, Union, W. Carroll Parishes

- **1,978** cumulative cases have been detected in Region 8, including **18** pediatric cases.
- **757** cumulative deaths among persons in Region 8 with HIV infection have occurred, including **3** pediatric deaths.
- **1,118** persons are currently living with HIV infection in Region 8.
 Persons living with HIV: **543**
 Persons living with AIDS: **575**

<u>Gender</u>	<u>Cases</u>	<u>Percent</u>
Men	733	66 %
Women	374	33 %
Transgender Women	11	1 %
Total	1,118	100 %

Age Category

<u>Current Age</u>	<u>Cases</u>	<u>Percent</u>
0 - 12	3	<1 %
13 - 19	11	1 %
20 - 24	50	4 %
25 - 29	98	9 %
30 - 34	96	9 %
35 - 39	126	11 %
40 - 44	147	13 %
45 - 49	140	13 %
50 - 54	150	13 %
55 - 59	125	11 %
60+	172	15 %
Total	1,118	100 %

Race/Ethnicity by Sex at Birth

	<u>Men</u>	<u>Women</u>	<u>Total</u>	<u>Percent</u>
Black, Non-Hispanic	533	320	853	76 %
White, Non-Hispanic	181	42	223	20 %
Hispanic	16	6	22	2 %
Asian/Pacific Islander	2	1	3	<1 %
American Indian	1	3	4	<1 %
Unknown	1	0	1	<1 %
Multi-race	10	2	12	1 %
Total	744	374	1,118	100 %

Exposure Category by Sex at Birth

<u>Cases with a reported risk:</u>	<u>Men</u>	<u>Women</u>	<u>Total</u>	<u>Percent</u>
Men who have sex with men	401	0	401	52 %
Injection drug use	33	32	65	8 %
Men who have sex with men and inject drugs	42	0	42	5 %
Heterosexual contact	74	171	245	32 %
Transfusion/Hemophilia	1	3	4	1 %
Perinatal	2	9	11	1 %
Total	553	215	768	100 %
<i>No Identified Risk</i>	<i>191</i>	<i>159</i>	<i>350</i>	

Persons Newly Diagnosed with HIV and AIDS

Region 8: Monroe Region

Caldwell, E. Carroll, Franklin, Jackson, Lincoln, Madison, Morehouse, Ouachita, Richland, Tensas, Union, W. Carroll Parishes

HIV CASES DIAGNOSED January - December 2016

- 72 persons were newly diagnosed with HIV in Region 8.

<u>Gender</u>	<u>Cases</u>	<u>Percent</u>	<u>Race/Ethnicity</u>	<u>Cases</u>	<u>Percent</u>
Men	51	71 %	Black, Non-Hispanic	50	69 %
Women	19	26 %	White, Non-Hispanic	20	28 %
Transgender Women	2	3 %	Hispanic	2	3 %
Total	72	100 %	Total	72	100 %

<u>Age at Diagnosis</u>	<u>Cases</u>	<u>Percent</u>	<u>Cases with a reported risk (by sex at birth)</u>	<u>Cases</u>	<u>Percent</u>
13 - 24	14	19 %	Men who have sex with men	31	74 %
25 - 34	28	39 %	Injection drug use	2	5 %
35 - 44	14	19 %	Men who have sex with men and inject drugs	1	2 %
45+	16	22 %	Heterosexual contact	8	19 %
Total	72	100 %	Total	42	100 %
			<i>No Identified Risk</i>	<i>30</i>	

AIDS CASES DIAGNOSED January - December 2016

- 38 persons were newly diagnosed with AIDS in Region 8.

<u>Gender</u>	<u>Cases</u>	<u>Percent</u>	<u>Race/Ethnicity</u>	<u>Cases</u>	<u>Percent</u>
Men	22	58 %	Black, Non-Hispanic	27	71 %
Women	15	39 %	White, Non-Hispanic	10	26 %
Transgender Women	1	3 %	Multi-race	1	3 %
Total	38	100 %	Total	38	100 %

<u>Age at Diagnosis</u>	<u>Cases</u>	<u>Percent</u>	<u>Cases with a reported risk (by sex at birth)</u>	<u>Cases</u>	<u>Percent</u>
13 - 24	6	16 %	Men who have sex with men	14	52 %
25 - 34	9	24 %	Injection drug use	1	4 %
35 - 44	11	29 %	Men who have sex with men and inject drugs	1	4 %
45+	12	32 %	Heterosexual contact	11	41 %
Total	38	100 %	Total	27	100 %
			<i>No Identified Risk</i>	<i>11</i>	

Persons Diagnosed with Early Syphilis**Region 8: Monroe Region**

Caldwell, E. Carroll, Franklin, Jackson, Lincoln, Madison, Morehouse, Ouachita, Richland, Tensas, Union, W. Carroll Parishes

PERSONS DIAGNOSED WITH P&S SYPHILIS January – June 2017

- 46 persons were diagnosed with P&S Syphilis in Region 8 January 1 through June 30, 2017.

<u>Gender</u>	<u>Cases</u>	<u>Percent</u>	<u>Race/Ethnicity</u>	<u>Cases</u>	<u>Percent</u>
Men	28	61 %	American Indian	1	2 %
Women	18	39 %	Asian/Pacific Islander	0	0 %
Total	46	100 %	Black, Non-Hispanic	39	85 %
			Hispanic	0	0 %
			White, Non-Hispanic	6	13 %
			Other/Multi-race	0	0 %
			Unknown	0	0 %
			Total	46	100 %

<u>Age at Diagnosis</u>	<u>Cases</u>	<u>Percent</u>	<u>Cases with a reported risk (Can have >1 risk)</u>	<u>Cases</u>	<u>Percent</u>
0 - 12	0	0 %	Men who have sex with men and inject drugs	0	0 %
13 - 19	7	15 %	Men who have sex with men	16	36 %
20 – 29	26	57 %	Injection drug use	0	0 %
30 - 39	9	20 %	Transactional sex	0	0 %
40+	4	9 %	High risk heterosexual contact	11	24 %
Total	46	100 %	Heterosexual contact	20	44 %
			Incarceration	6	13 %
			Illegal drug use (non-injection)	17	38 %
			<i>No Reported Risk</i>	<i>1</i>	

PERSONS DIAGNOSED WITH EARLY LATENT SYPHILIS January – June 2017

- 25 persons were diagnosed with Early Latent Syphilis in Region 8 January 1 through June 30, 2017.

<u>Gender</u>	<u>Cases</u>	<u>Percent</u>	<u>Race/Ethnicity</u>	<u>Cases</u>	<u>Percent</u>
Men	16	64 %	American Indian	0	0 %
Women	7	28 %	Asian/Pacific Islander	0	0 %
Transgender Women	2	8 %	Black, Non-Hispanic	25	100 %
Total	25	100 %	Hispanic	0	0 %
			White, Non-Hispanic	0	0 %
			Other/Multi-race	0	0 %
			Unknown	0	0 %
			Total	25	100 %

<u>Age at Diagnosis</u>	<u>Cases</u>	<u>Percent</u>	<u>Cases with a reported risk (Can have >1 risk)</u>	<u>Cases</u>	<u>Percent</u>
0 - 12	0	0 %	Men who have sex with men and inject drugs	0	0 %
13 - 19	3	12 %	Men who have sex with men	5	20 %
20 – 29	14	56 %	Injection drug use	0	0 %
30 - 39	6	24 %	Transactional sex	0	0 %
40+	2	8 %	High risk heterosexual contact	5	20 %
Total	25	100 %	Heterosexual contact	15	60 %
			Incarceration	5	20 %
			Illegal drug use (non-injection)	6	24 %
			<i>No Reported Risk</i>	<i>0</i>	

Persons Living with HIV Infection

Region 9: Hammond/Slidell Region

as of June 30, 2017

Livingston, St. Helena, St. Tammany, Tangipahoa, Washington Parishes

- **1,790** cumulative cases have been detected in Region 9, including **19** pediatric cases.
- **619** cumulative deaths among persons in Region 9 with HIV infection have occurred, including **7** pediatric deaths.
- **1,380** persons are currently living with HIV infection in Region 9.
 Persons living with HIV: **652**
 Persons living with AIDS: **728**

<u>Gender</u>	<u>Cases</u>	<u>Percent</u>
Men	1,012	73 %
Women	359	26 %
Transgender Women	9	1 %
Total	1,380	100 %

Age Category

<u>Current Age</u>	<u>Cases</u>	<u>Percent</u>
0 - 12	2	<1 %
13 - 19	6	<1 %
20 - 24	41	3 %
25 - 29	100	7 %
30 - 34	129	9 %
35 - 39	147	11 %
40 - 44	151	11 %
45 - 49	187	14 %
50 - 54	220	16 %
55 - 59	190	14 %
60+	207	15 %
Total	1,380	100 %

Race/Ethnicity by Sex at Birth

	<u>Men</u>	<u>Women</u>	<u>Total</u>	<u>Percent</u>
Black, Non-Hispanic	470	227	697	51 %
White, Non-Hispanic	505	115	620	45 %
Hispanic	35	14	49	4 %
Asian/Pacific Islander	3	2	5	<1 %
American Indian	2	0	2	<1 %
Unknown	1	0	1	<1 %
Multi-race	5	1	6	<1 %
Total	1,021	359	1,380	100 %

Exposure Category by Sex at Birth

<u>Cases with a reported risk:</u>	<u>Men</u>	<u>Women</u>	<u>Total</u>	<u>Percent</u>
Men who have sex with men	562	0	562	60 %
Injection drug use	55	46	101	11 %
Men who have sex with men and inject drugs	57	0	57	6 %
Heterosexual contact	71	131	202	22 %
Transfusion/Hemophilia	4	0	4	<1 %
Perinatal	8	5	13	1 %
Total	757	182	939	100 %
<i>No Identified Risk</i>	<i>264</i>	<i>177</i>	<i>441</i>	

Persons Newly Diagnosed with HIV and AIDS

Region 9: Hammond/Slidell Region

Livingston, St. Helena, St. Tammany, Tangipahoa, Washington Parishes

HIV CASES DIAGNOSED January - December 2016

- 71 persons were newly diagnosed with HIV in Region 9.

<u>Gender</u>	<u>Cases</u>	<u>Percent</u>	<u>Race/Ethnicity</u>	<u>Cases</u>	<u>Percent</u>
Men	50	70 %	Black, Non-Hispanic	36	51 %
Women	20	28 %	White, Non-Hispanic	31	44 %
Transgender Women	1	1 %	Hispanic	4	6 %
Total	71	100 %	Total	71	100 %

<u>Age at Diagnosis</u>	<u>Cases</u>	<u>Percent</u>	<u>Cases with a reported risk (by sex at birth)</u>	<u>Cases</u>	<u>Percent</u>
13 - 24	8	11 %	Men who have sex with men	28	80 %
25 - 34	34	48 %	Injection drug use	1	3 %
35 - 44	13	18 %	Men who have sex with men and inject drugs	1	3 %
45+	16	23 %	Heterosexual contact	5	14 %
Total	71	100 %	Total	35	100 %
			<i>No Identified Risk</i>	36	

AIDS CASES DIAGNOSED January - December 2016

- 34 persons were newly diagnosed with AIDS in Region 9.

<u>Gender</u>	<u>Cases</u>	<u>Percent</u>	<u>Race/Ethnicity</u>	<u>Cases</u>	<u>Percent</u>
Men	23	68 %	Black, Non-Hispanic	20	59 %
Women	11	32 %	White, Non-Hispanic	11	32 %
Total	34	100 %	Hispanic	3	9 %
			Total	34	100 %

<u>Age at Diagnosis</u>	<u>Cases</u>	<u>Percent</u>	<u>Cases with a reported risk (by sex at birth)</u>	<u>Cases</u>	<u>Percent</u>
25 - 34	16	47 %	Men who have sex with men	7	58 %
35 - 44	7	21 %	Injection drug use	2	17 %
45+	11	32 %	Heterosexual contact	3	25 %
Total	34	100 %	Total	12	100 %
			<i>No Identified Risk</i>	22	

Persons Diagnosed with Early Syphilis**Region 9: Hammond/Slidell Region***Livingston, St. Helena, St. Tammany, Tangipahoa, Washington Parishes***PERSONS DIAGNOSED WITH P&S SYPHILIS January – June 2017**

- 13 persons were diagnosed with P&S Syphilis in Region 9 January 1 through June 30, 2017.

<u>Gender</u>	<u>Cases</u>	<u>Percent</u>	<u>Race/Ethnicity</u>	<u>Cases</u>	<u>Percent</u>
Men	11	83 %	American Indian	0	0 %
Women	2	17 %	Asian/Pacific Islander	0	0 %
Total	13	100 %	Black, Non-Hispanic	6	46 %
			Hispanic	1	8 %
			White, Non-Hispanic	6	46 %
			Other/Multi-race	0	0 %
			Unknown	0	0 %
			Total	13	100 %

<u>Age at Diagnosis</u>	<u>Cases</u>	<u>Percent</u>	<u>Cases with a reported risk (Can have >1 risk)</u>	<u>Cases</u>	<u>Percent</u>
0 - 12	0	0 %	Men who have sex with men and inject drugs	0	0 %
13 - 19	1	8 %	Men who have sex with men	8	62 %
20 – 29	8	62 %	Injection drug use	0	0 %
30 - 39	1	8 %	Transactional sex	0	0 %
40+	3	23 %	High risk heterosexual contact	2	15 %
Total	13	100 %	Heterosexual contact	4	31 %
			Incarceration	0	0 %
			Illegal drug use (non-injection)	2	15 %
			<i>No Reported Risk</i>	0	

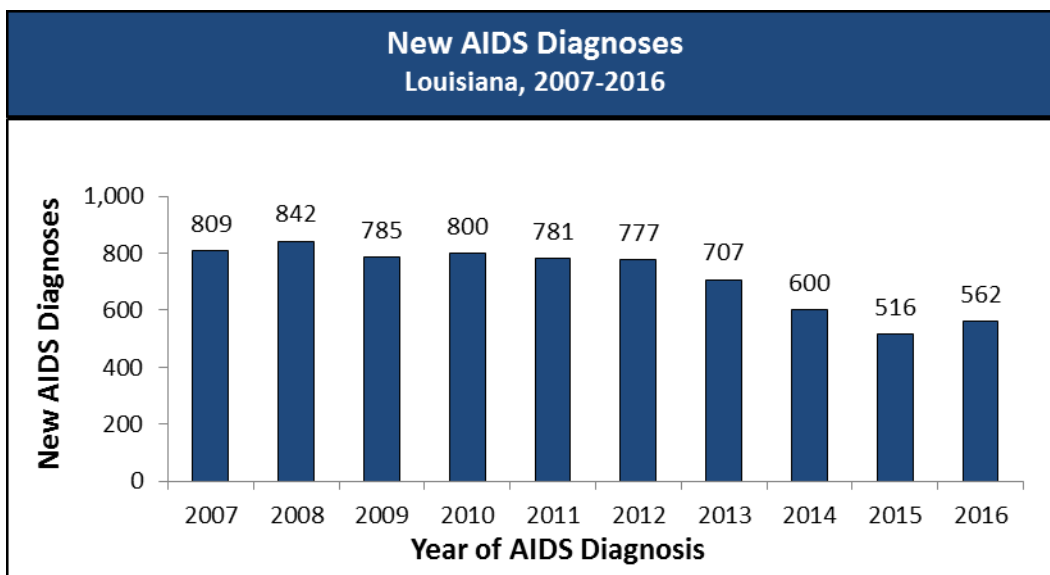
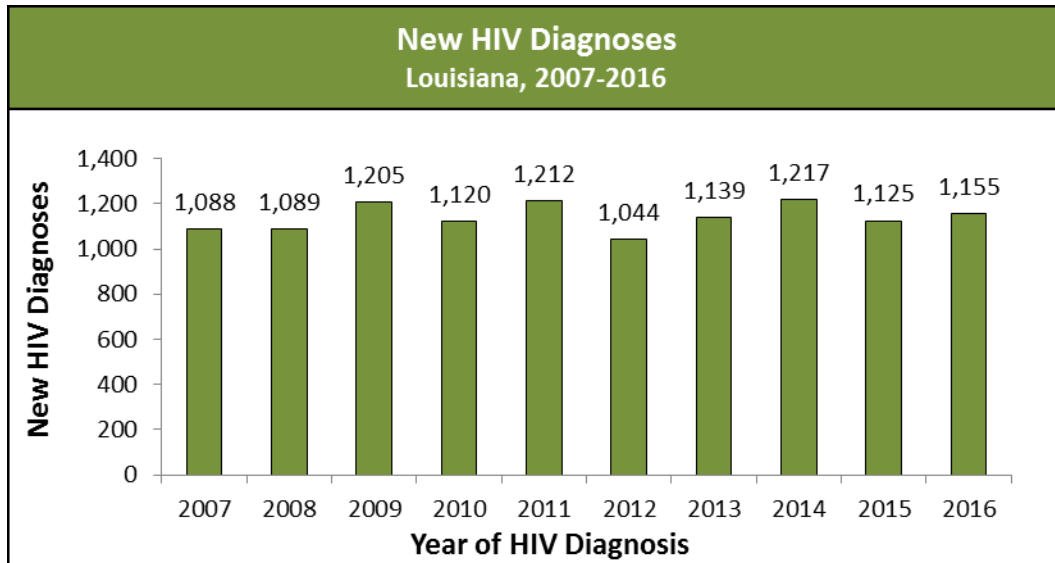
PERSONS DIAGNOSED WITH EARLY LATENT SYPHILIS January – June 2017

- 6 persons were diagnosed with Early Latent Syphilis in Region 9 January through June 30, 2017.

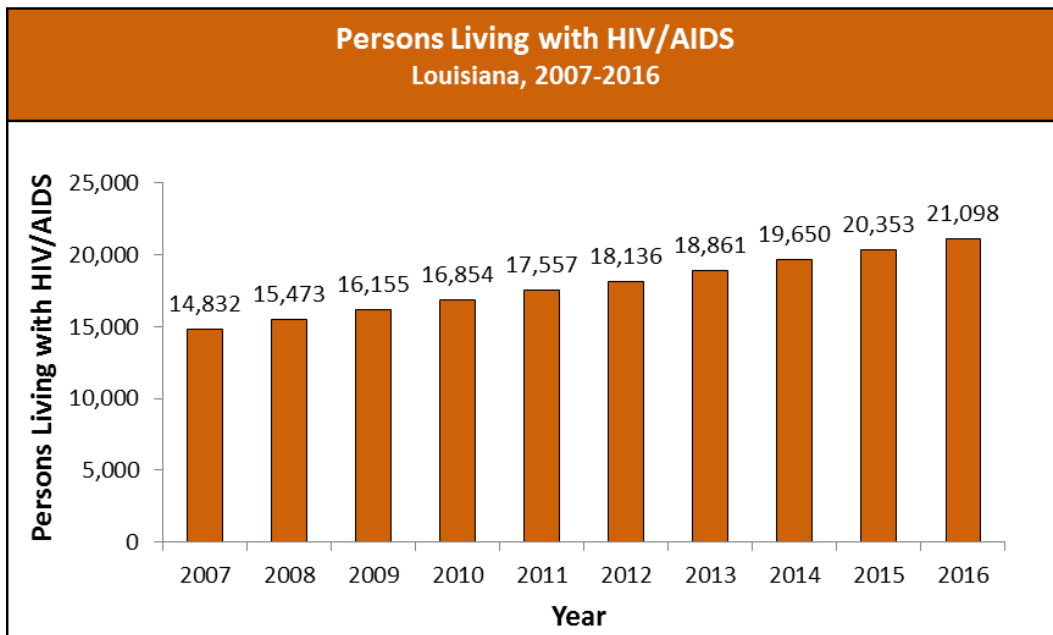
<u>Gender</u>	<u>Cases</u>	<u>Percent</u>	<u>Race/Ethnicity</u>	<u>Cases</u>	<u>Percent</u>
Men	5	83 %	American Indian	0	0 %
Women	1	17 %	Asian/Pacific Islander	0	0 %
Total	6	100 %	Black, Non-Hispanic	5	83 %
			Hispanic	0	0 %
			White, Non-Hispanic	1	17 %
			Other/Multi-race	0	0 %
			Unknown	0	0 %
			Total	6	100 %

<u>Age at Diagnosis</u>	<u>Cases</u>	<u>Percent</u>	<u>Cases with a reported risk (Can have >1 risk)</u>	<u>Cases</u>	<u>Percent</u>
0 - 12	0	0 %	Men who have sex with men and inject drugs	0	0 %
13 - 19	1	17 %	Men who have sex with men	3	50 %
20 – 29	1	17 %	Injection drug use	0	0 %
30 - 39	3	50 %	Transactional sex	0	0 %
40+	1	17 %	High risk heterosexual contact	0	0 %
Total	6	100 %	Heterosexual contact	3	50 %
			Incarceration	0	0 %
			Illegal drug use (non-injection)	2	33 %
			<i>No Reported Risk</i>	0	

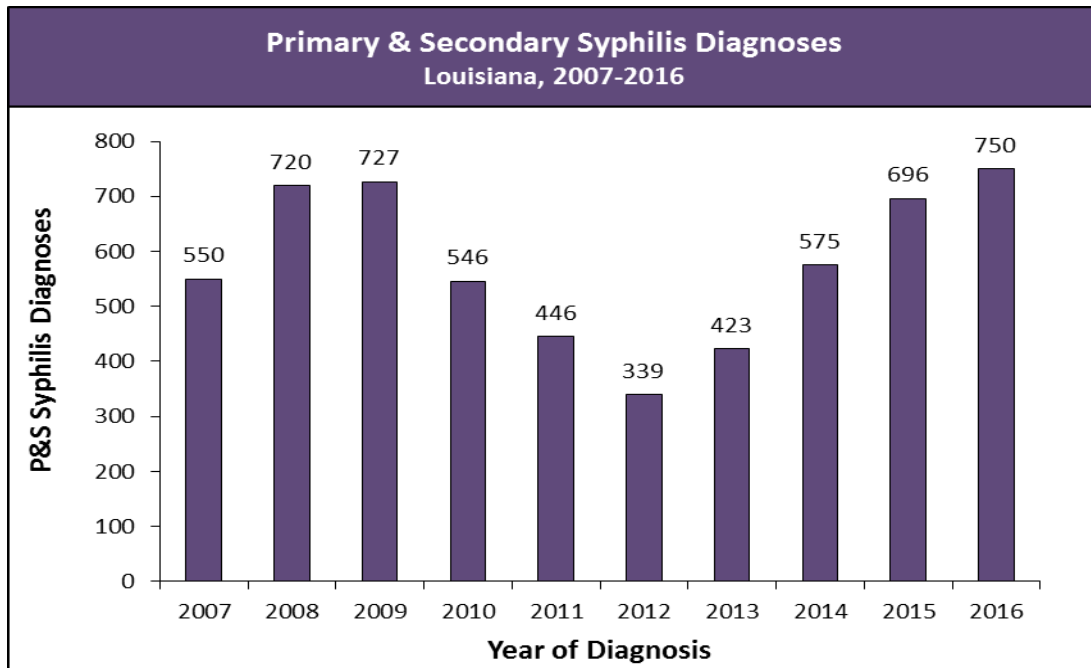
**10-Year Trends in New HIV Diagnoses and New AIDS Diagnoses
Louisiana, 2007-2016**



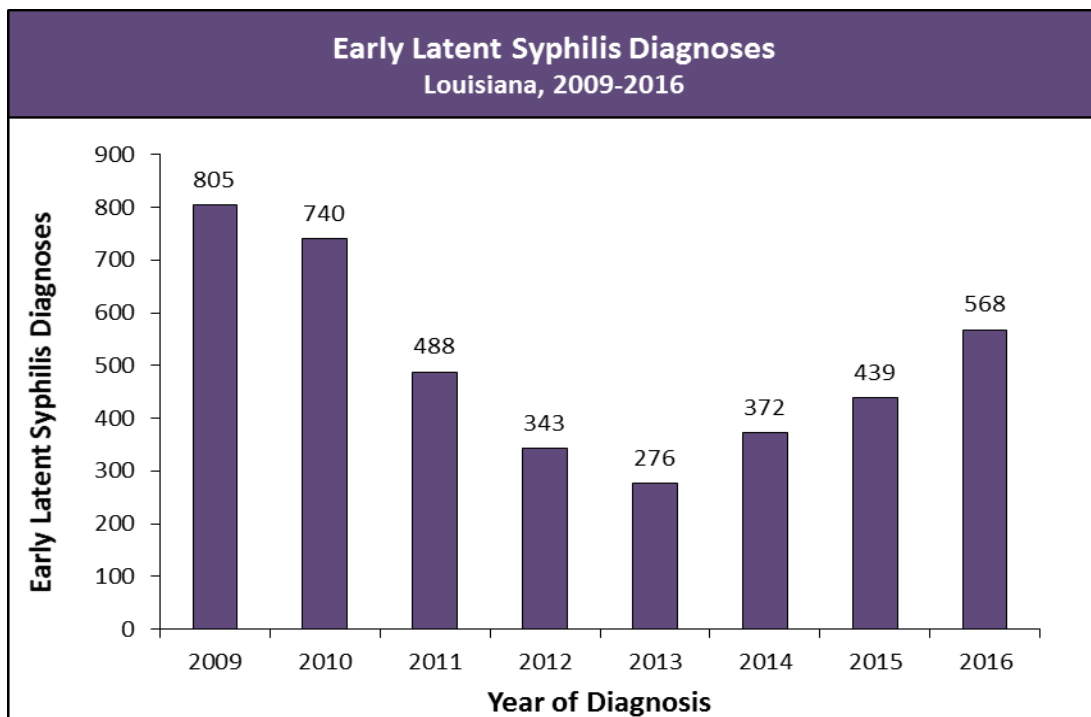
10-Year Trends in Persons Living With HIV Infection Louisiana, 2007-2016



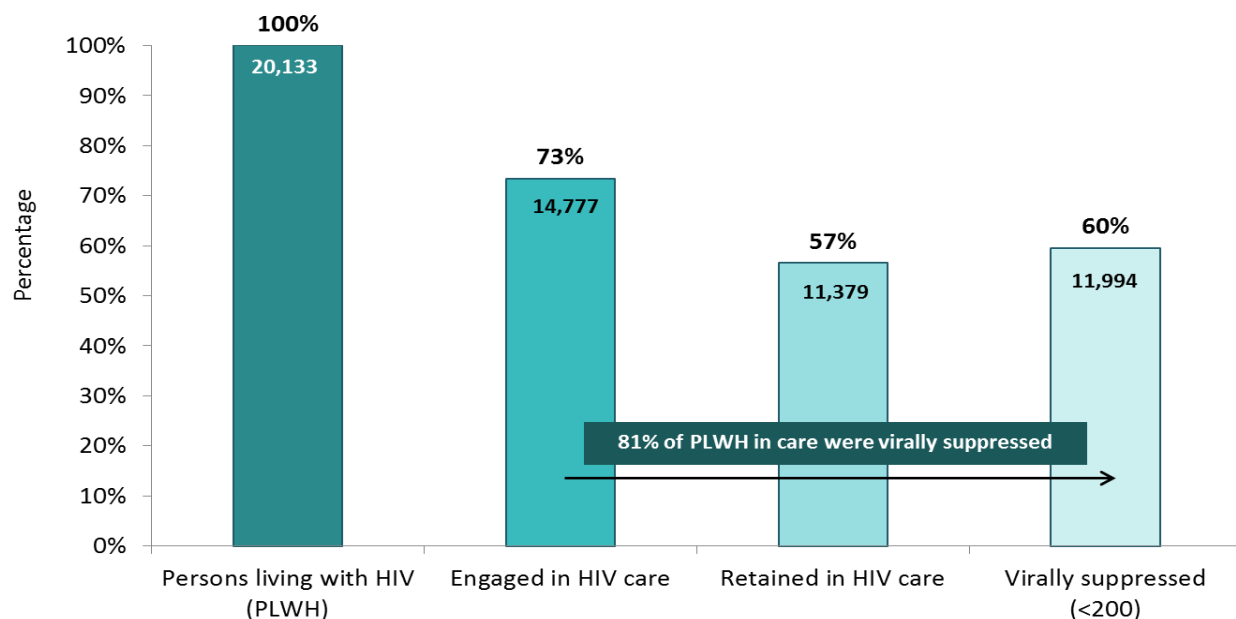
**10-Year Trends in Primary & Secondary Syphilis Diagnoses
Louisiana, 2007-2016**



**8-Year Trends in Early Latent Syphilis Diagnoses
Louisiana, 2009-2016**



HIV Continuum of Care Louisiana, 2016



The HIV Continuum of Care is a way to graphically represent how well HIV positive persons are entering medical care and routinely engaging in HIV services and treatment to manage their infection. The graph above depicts the HIV continuum for the state of Louisiana in 2016. Below are the classification criteria for the columns in the graph.

Persons Living with HIV (PLWH)	The number of persons living with HIV as of 12/31/2016 who were diagnosed by 12/31/2015 and currently reside in Louisiana.
Engaged in HIV care	The number of PLWH who had at least one CD4 or viral load test conducted in 2016.
Retained in HIV care	The number of PLWH who had two or more CD4 or viral load tests conducted in 2016 at least 90 days apart.
Virally suppressed	The number of PLWH whose most recent viral load test in 2016 was <200 copies/mL.

The arrow overlaid on the last three columns represents the percent of PLWH engaged in HIV care who are virally suppressed. In 2016, of the 14,697 persons engaged in HIV care in Louisiana, 11,924 (81%) were virally suppressed.

The National HIV/AIDS Strategy for the United States has established 10 quantitative indicators to measure progress in the country's response to the HIV epidemic. Two of the indicators are measured by the HIV continuum of care which include: increasing the percentage of persons diagnosed with HIV infection who are retained in HIV medical care to at least 90% and increasing the percentage of persons with diagnosed HIV infection who are virally suppressed to at least 80%. In 2016, 57% of PLWH in Louisiana were retained in HIV medical care and 60% of PLWH in Louisiana were virally suppressed.