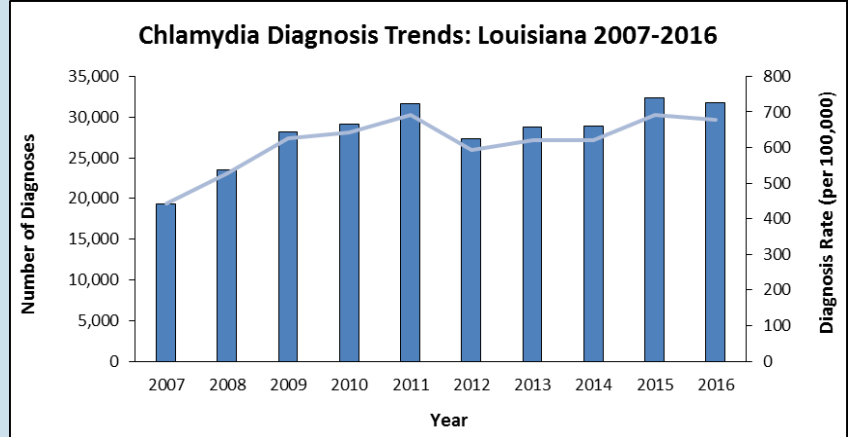


# LOUISIANA 2016 STD/HIV Update

## CHLAMYDIA—LOUISIANA

- In 2014, **28,896** persons were diagnosed with chlamydia for a rate of **621.5** per 100,000.
- In 2015, **32,305** persons were diagnosed with chlamydia for a rate of **691.6** per 100,000.
- In 2016, **31,727** persons were diagnosed with chlamydia for a rate of **677.7** per 100,000, a 2% decrease from 2015.
- In 2016, Louisiana had the **2nd** highest chlamydia rate in the United States



### CHLAMYDIA BY GENDER

- In 2014, **74%** of chlamydia diagnoses were among women. This proportion decreased to **72%** in 2015 and 2016. In 2016, **28%** of chlamydia diagnoses were among men. Less than **1%** of diagnoses were in transgender women each year and case counts have remained stable.

### CHLAMYDIA BY RACE/ETHNICITY

Blacks account for at least 70% of chlamydia diagnoses each year. Only 32% of Louisiana’s population is black.

- In 2014, **75%** of chlamydia diagnoses were among blacks decreasing to **74%** in 2015 and **71%** in 2016.
- In 2014, **22%** of chlamydia diagnoses were among whites, increasing to **23%** in 2015 and **25%** in 2016.
- From 2014 to 2016, **3%** of chlamydia diagnoses were among Hispanic/Latinx.

### CHLAMYDIA BY AGE AT DIAGNOSIS

The majority of chlamydia diagnoses are in persons under the age of 25.

- The proportion of diagnoses among persons 24 and under decreased from **72%** in 2014 to **71%** in 2016.
- The proportion of diagnoses among persons 25-34 years was approximately **23%** from 2014 to 2016.
- The proportion of among for persons 35 and older was **5%** in 2014, and rose to **6%** in 2015 and 2016.

### CHLAMYDIA BY REGION

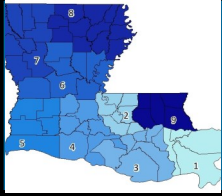
- From 2014 to 2016, the greatest proportion of chlamydia diagnoses were in the New Orleans region. In 2014, the Monroe region had the highest rate of chlamydia diagnoses in the state. In 2015 and 2016, the New Orleans region had the highest chlamydia diagnosis rate in the state.

Chlamydia Diagnoses by Region, Louisiana 2014 to 2016

	2014			2015			2016		
	Diagnoses	Percent	Rate*	Diagnoses	Percent	Rate*	Diagnoses	Percent	Rate*
<b>LOUISIANA †</b>	<b>28,896</b>	<b>100%</b>	<b>621</b>	<b>32,305</b>	<b>100%</b>	<b>691</b>	<b>31,727</b>	<b>100%</b>	<b>678</b>
<b>Region 1: New Orleans</b>	7,138	25%	803	7,754	24%	866	7,942	25%	885
<b>Region 2: Baton Rouge</b>	3,711	13%	546	4,430	14%	649	4,370	14%	638
<b>Region 3: Houma</b>	2,441	8%	601	2,482	8%	611	2,425	8%	600
<b>Region 4: Lafayette</b>	3,420	12%	564	3,746	12%	616	3,674	12%	603
<b>Region 5: Lake Charles</b>	1,111	4%	373	1,618	5%	540	1,376	4%	456
<b>Region 6: Alexandria</b>	1,499	5%	486	1,913	6%	624	2,066	7%	676
<b>Region 7: Shreveport</b>	4,328	15%	790	4,358	14%	798	4,023	13%	740
<b>Region 8: Monroe</b>	3,158	11%	887	3,026	9%	852	3,033	10%	856
<b>Region 9: Hammond/Slidell</b>	2,024	7%	357	2,528	8%	440	2,772	9%	477

Proportion of Louisiana’s Overall Population, 2016, by Region: 1—19%; 2—15%, 3—9%, 4—13%, 5—6%, 6—7%, 7—12%, 8—8%, 9—12%

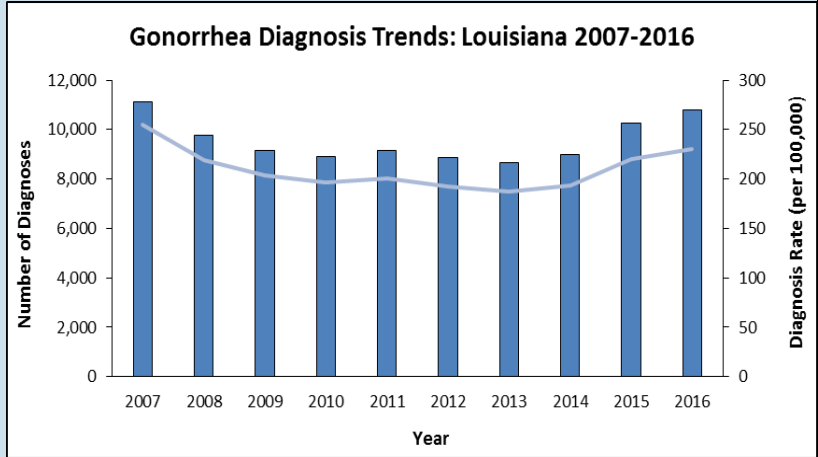
† Includes cases with unknown parish of residence, \*Rate is per 100,000



# LOUISIANA 2016 STD/HIV Update

## GONORRHEA—LOUISIANA

- In 2014, **8,978** persons were diagnosed with gonorrhea for a rate of **193.1** per 100,000.
- In 2015, **10,274** persons were diagnosed with gonorrhea for a rate of **220.0** per 100,000.
- In 2016, **10,783** persons were diagnosed with gonorrhea for a rate of **230.3** per 100,000, a 5% increase from 2015.
- In 2016, Louisiana had the **2nd** highest gonorrhea rate in the United States.



### GONORRHEA BY GENDER

- In 2014, **56%** of gonorrhea diagnoses were among women. This proportion decreased to **54%** in 2015 and to **51%** in 2016. In 2016, **49%** of gonorrhea diagnoses were among men. Less than **1%** of diagnoses were in transgender women each year and case counts have remained stable.

### GONORRHEA BY RACE/ETHNICITY

Blacks account for over 75% of gonorrhea diagnoses each year. Only 32% of Louisiana’s population is black.

- In 2014, **84%** of gonorrhea diagnoses were among blacks, decreasing to **82%** in 2015 and **78%** in 2016.
- In 2014, **14%** of gonorrhea diagnoses were among whites, increasing to **17%** in 2015 and **20%** in 2016.
- From 2014 to 2016, **2%** of gonorrhea diagnoses were among Hispanic/Latinx.

### GONORRHEA BY AGE AT DIAGNOSIS

The majority of gonorrhea diagnoses are in persons under the age of 25.

- The proportion of diagnoses among persons 24 and under decreased from **67%** in 2014 to **61%** in 2016.
- The proportion of diagnoses among persons 25-34 years increased from **25%** in 2014 to **27%** in 2016.
- The proportion of diagnoses among persons 35 and older was **8%** in 2014 and 2015 and rose to **12%** in 2016.

### GONORRHEA BY REGION

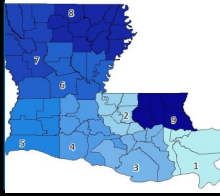
- From 2014 to 2016, the greatest proportion of gonorrhea diagnoses are in the New Orleans region. In 2014 and 2015, the Monroe region had the highest rate of gonorrhea diagnoses in the state. In 2016, the New Orleans region had the highest gonorrhea rate in the state.

Gonorrhea Diagnoses by Region, Louisiana 2014 to 2016

	2014			2015			2016		
	Diagnoses	Percent	Rate*	Diagnoses	Percent	Rate*	Diagnoses	Percent	Rate*
<b>LOUISIANA †</b>	<b>8,978</b>	<b>100%</b>	<b>193</b>	<b>10,274</b>	<b>100%</b>	<b>220</b>	<b>10,783</b>	<b>100%</b>	<b>230</b>
<b>Region 1: New Orleans</b>	2,363	26%	226	2,568	25%	287	2,900	27%	323
<b>Region 2: Baton Rouge</b>	1,187	13%	174	1,583	16%	232	1,600	15%	234
<b>Region 3: Houma</b>	553	6%	136	723	7%	178	786	7%	194
<b>Region 4: Lafayette</b>	1,123	13%	186	1,189	12%	195	1,227	11%	201
<b>Region 5: Lake Charles</b>	310	3%	104	489	5%	163	428	4%	142
<b>Region 6: Alexandria</b>	428	5%	138	525	5%	171	660	6%	216
<b>Region 7: Shreveport</b>	1,358	15%	248	1,339	13%	245	1,194	11%	220
<b>Region 8: Monroe</b>	1,233	14%	346	1,066	10%	300	1,129	10%	319
<b>Region 9: Hammond/Slidell</b>	408	5%	72	671	7%	117	849	8%	146

Proportion of Louisiana’s Overall Population, 2016, by Region: 1—19%; 2—15%, 3—9%, 4—13%, 5—6%, 6—7%, 7—12%, 8—8%, 9— 12%

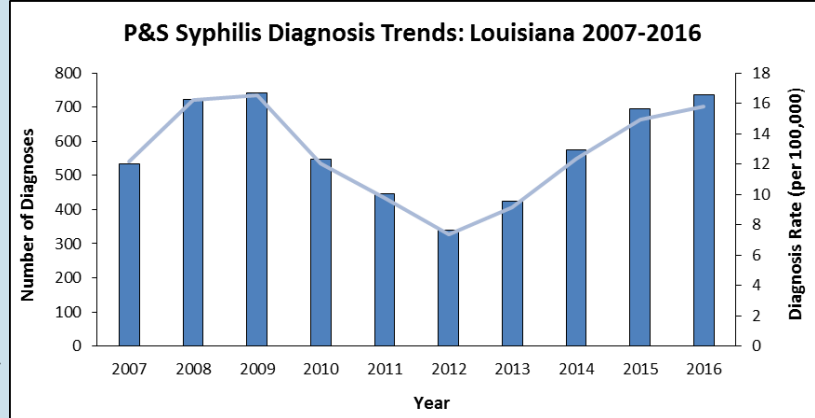
† Includes cases with unknown parish of residence, \*Rate is per 100,000



# LOUISIANA 2016 STD/HIV Update

## PRIMARY & SECONDARY SYPHILIS—LOUISIANA

- In 2014, **575** persons were diagnosed with P&S syphilis for a rate of **12.4** per 100,000.
- In 2015, **696** persons were diagnosed with P&S syphilis for a rate of **14.9** per 100,000.
- In 2016, **750** persons were diagnosed with P&S syphilis for a rate of **16.0** per 100,000, an 8% increase from 2015.
- In 2016, Louisiana had the **highest** syphilis rate in the United States.



### PRIMARY & SECONDARY SYPHILIS BY GENDER

- In 2014, **76%** of P&S syphilis diagnoses were among men. This proportion decreased to **72%** in 2015 and rose to **73%** in 2016. In 2016, **26%** of P&S syphilis diagnoses were among women. A total of **1%** of diagnoses were in transgender women each year and case counts have remained stable.

### PRIMARY & SECONDARY SYPHILIS BY RACE/ETHNICITY

Blacks account for over 70% of P&S syphilis diagnoses each year. Only 32% of Louisiana’s population is black.

- In 2014, **76%** of P&S syphilis diagnoses were among blacks; **79%** in 2015; **74%** in 2016.
- In 2014, **22%** of P&S syphilis diagnoses were among whites; **20%** in 2015; **25%** in 2016.
- In 2014, **2%** of P&S syphilis diagnoses were among Hispanic/Latinx; **1%** in 2015; nearly **2%** in 2016.

### PRIMARY & SECONDARY SYPHILIS BY AGE AT DIAGNOSIS

The greatest proportion of P&S syphilis diagnoses in Region 7 are in persons under the age of 35.

- The proportion of diagnoses among persons under the age of 25 increased from **40%** in 2014 to **42%** in 2015, and decreased to **41%** in 2016.
- The proportion of diagnoses among persons 25-34 years increased from **33%** in 2014 to **35%** in 2016.
- The proportion of diagnoses among person 35 and older was **27%** in 2014 and decreased to **25%** in 2016.

### PRIMARY & SECONDARY SYPHILIS BY REGION

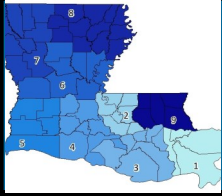
- From 2014 to 2016, the New Orleans region had the greatest proportion of P&S syphilis diagnoses in the state. In 2014, the New Orleans region had the highest P&S syphilis diagnosis rate in the state. The Monroe region had the highest rate in 2015, and the Shreveport region had the highest rate in 2016.

### New Primary & Secondary Syphilis Diagnoses by Region, Louisiana 2014 to 2016

	2014			2015			2016		
	Diagnoses	Percent	Rate*	Diagnoses	Percent	Rate*	Diagnoses	Percent	Rate*
<b>LOUISIANA</b>	<b>575</b>	<b>100%</b>	<b>12.4</b>	<b>696</b>	<b>100%</b>	<b>14.9</b>	<b>750</b>	<b>100%</b>	<b>16.0</b>
<b>Region 1: New Orleans</b>	199	35%	22.4	199	29%	22.2	216	29%	24.1
<b>Region 2: Baton Rouge</b>	80	14%	11.8	123	18%	18.0	117	16%	17.1
<b>Region 3: Houma</b>	54	9%	13.3	43	6%	10.6	56	7%	13.8
<b>Region 4: Lafayette</b>	43	7%	7.1	60	9%	9.9	69	9%	11.3
<b>Region 5: Lake Charles</b>	6	1%	2.0	14	2%	4.7	21	3%	7.0
<b>Region 6: Alexandria</b>	10	2%	3.2	34	5%	11.1	30	4%	9.8
<b>Region 7: Shreveport</b>	110	19%	20.1	115	17%	21.1	148	20%	27.2
<b>Region 8: Monroe</b>	56	10%	15.7	81	12%	22.8	73	10%	20.6
<b>Region 9: Hammond/Slidell</b>	17	3%	3.0	27	4%	4.7	20	3%	3.4

Proportion of Louisiana’s Overall Population, 2016, by Region: 1—19%, 2—15%, 3—9%, 4—13%, 5—6%, 6—7%, 7—12%, 8—8%, 9—12%

\*Rate is per 100,000

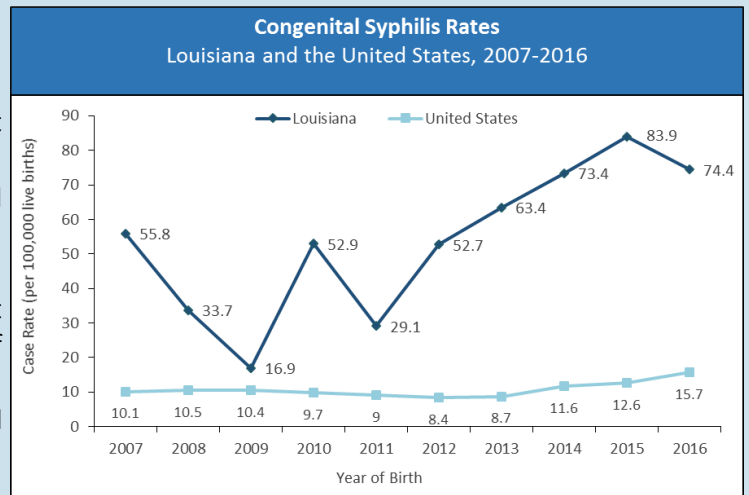


# LOUISIANA 2016 STD/HIV Update

## CONGENITAL SYPHILIS—LOUISIANA

### Louisiana and the United States

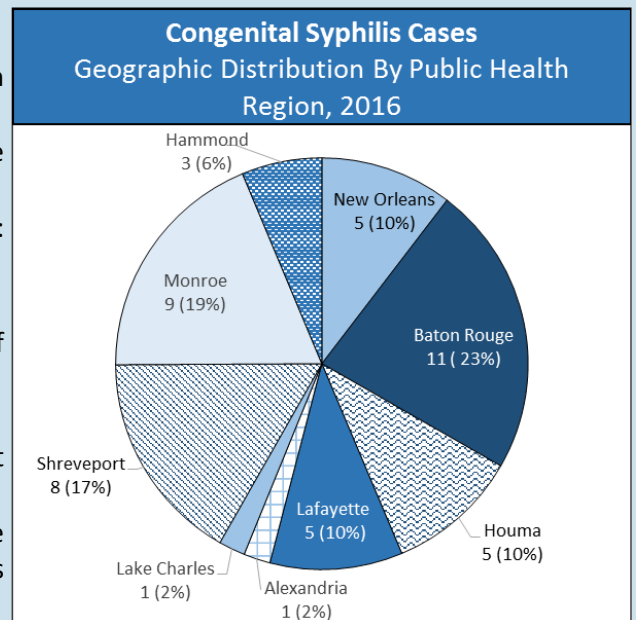
- In 2016, 37 jurisdictions in the US reported at least one case of congenital syphilis.
- In 2016, Louisiana reported 48 cases of congenital syphilis an 11% decrease from 54 cases in 2015.
- Louisiana's congenital syphilis rate has decreased for the first time since 2011, but is still ranked 1st in the US for congenital syphilis with a case rate of 74.4 per 100,000 live births.
- Louisiana's rate was nearly five times the national rate of 15.7 per 100,000 live births.



### Louisiana

In 2016, there were a total of 48 cases of congenital syphilis in Louisiana:

- All 9 public health regions reported at least a single case of congenital syphilis in 2016.
- **59%** of congenital syphilis cases occurred in three regions: Baton Rouge (23%), Monroe (19%) and Shreveport (17%).
- **90%** of mothers were black.
- **69%** of mothers were under 25 years of age at time of delivery.
- **19%** of mothers did not receive prenatal care.
- **10%** of mothers who did receive prenatal care did not receive timely prenatal care at least 2 months before birth.
- **17%** of mothers who did receive timely prenatal care did not have a timely syphilis screening (at least 45 days before delivery).



In 2016, Louisiana ranked 1st in the nation for Congenital Syphilis rates, 1st for Primary and Secondary Syphilis rates, 2nd for Gonorrhea rates, and 2nd for Chlamydia rates. In 2016, Louisiana ranked 3rd for HIV rates and 2nd for AIDS rates in the US.

\*Rate is per 100,000