

STI/HIV/Hepatitis B & C Update

2022

Baton Rouge
Region 2



LOUISIANA
**DEPARTMENT OF
HEALTH**

STD/HIV/Hepatitis Program

STD/HIV/Hepatitis Program Regional Profile, 2022 Update

Data Inclusion: Each profile contains new diagnoses of HIV, primary & secondary syphilis, early non-primary non-secondary syphilis, chlamydia, gonorrhea, congenital syphilis, acute hepatitis B, chronic hepatitis B, acute hepatitis C, and chronic hepatitis C in Louisiana, 2022. Profiles are available for the state of Louisiana and all nine Public Health Regions. Data are reported as counts, proportions, and rates as defined below.

Data Sources: All data were collected and managed by the Louisiana Department of Health (LDH), Office of Public Health (OPH), STD/HIV/Hepatitis Program (SHHP) and closed between June-August 2023 for use in these profiles. At the time of this report, 2021 Census data were used to calculate rates.

STD/HIV/Hepatitis Program (SHHP) Mission and Vision:

SHHP MISSION

Our mission is to end the impacts of HIV, STI, and hepatitis by eliminating related health inequities and stigma for all communities in Louisiana.

SHHP VISION

Louisiana is a place where new HIV, STI and hepatitis diagnoses are rare, all people have high-quality health care and treatment, are free from discrimination, and can achieve their full potential for health and well-being across their lifespan.

Data Definitions:

Counts: Counts, also called frequencies, are the total number of events that occur in a defined period of time. The total number of diagnoses of gonorrhea reported in Louisiana during 2022 would be an example of a count or frequency, e.g. in 2022, 15,015 diagnoses of gonorrhea were reported in Louisiana.

Proportions: For many indicators, the proportion or percent of demographic groups is presented. This is calculated using the count of a subpopulation divided by the total case count. The proportion of gonorrhea diagnoses among males in 2022 is calculated by taking the count of gonorrhea diagnoses among males and dividing by the total count of gonorrhea diagnoses, and multiplying by 100. e.g. in 2022, 56% of gonorrhea diagnoses in Louisiana were among males.

Rates: Rates are the number of events that occur in a defined period of time, divided by the average population at risk of that event. In order to estimate the rate of gonorrhea in Louisiana during 2022, divide the count of gonorrhea diagnoses in 2022 by Louisiana's population (15,015 gonorrhea diagnoses divided by Louisiana's population of 4,624,047= 0.003247). To make this value more interpretable, it is then multiplied by 100,000. The final rate is reported as 324.7 per 100,000 population. In other words, for every 100,000 people living in Louisiana, 325 were newly diagnosed with gonorrhea in 2022.

Data Disclaimers: The data within these profiles represents 2022 data as of frozen data files from June-August 2022. Please note that 2022 data may still be impacted from COVID-19.

For more information, visit the Louisiana Health Hub website at <https://louisianahealthhub.org/>.

Region 2: Baton Rouge

Population Overview

Region 2 has a population of 694,474 residents and is comprised of seven parishes (Ascension, East Baton Rouge, East Feliciana, Iberville, Pointe Coupee, West Baton Rouge, and West Feliciana), all considered urban.¹ The population of the seven parishes that make up Region 2 ranges from a low of 15,494 in West Feliciana Parish to a high of 453,301 in East Baton Rouge Parish, the most populous parish in the state. The Baton Rouge MSA covers the entire region and extends to a total of nine parishes with a population of 851,216.¹

Demographics

In Region 2, 49.3% of residents are non-Hispanic White, 41.9% non-Hispanic Black, and 2.5% non-Hispanic Asian. Persons of Hispanic and Latinx origin make up an additional 4.6% of the population.¹

Age and Sex

According to 2021 census data, 51.1% of the population in Region 2 is female and 48.9% of the population is male.¹ Among Region 2 residents, 23.0% are under 18 years old, and 15.2% are 65 or older.¹ Youth, 15-24 years old, make up 15.5% of the population.¹

Education and Socioeconomic Status

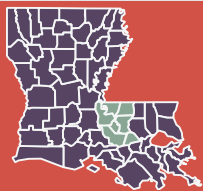
An estimated 88.7% of the population has a high school degree or higher and 32.4% has a bachelor's degree or higher.³ The median household income in Region 2 is \$73,308 as compared to the state median household income of \$53,571.³ In Region 2, 16.1% of the population live below the poverty level which is less than the state average of 18.8%.³

Health Indicators

In Region 2, 38.2% of the population is obese and 15.4% of adults have diabetes.³ In regard to mental health, 21.0% of adults have ever been told by a health care professional they had depression or a depressive disorder.³ The Region 2 teen birth rate is 22.0 births per 1,000 females 15-19 years old. There are significant racial disparities in the teen birth rate with non-Hispanic Black females having a teen birth rate 3.6 times higher than non-Hispanic White females (30.9 births per 1,000 females 15-19 years old and 8.7 births per 1,000 females 15-19 years old, respectively).⁷ Racial disparities persist with access to prenatal care. In Region 2, 66.4% of pregnant people accessed prenatal care in the first trimester.⁷ Non-Hispanic White women were more likely to access prenatal care than non-Hispanic Black women (79.7% and 60.2%, respectively).⁷ Further, non-Hispanic Black infants are more than twice as likely to experience infant mortality than non-Hispanic White infants (12.6 deaths per 1,000 live births and 4.8 deaths per 1,000 live births, respectively).⁷ The overall infant mortality rate in Region 2 is 8.3 deaths per 1,000 live births.⁷

Insurance Coverage

In 2021, the composition of insurance coverage among adults in Region 2 was 55.3% employer-sponsored, 28.1% Medicaid, and 10.2% Medicare. It is estimated that 6.6% of adults and 2.2% of children in Region 2 are uninsured.¹⁰



HIV Annual Summary - 2022

Region 2 - Baton Rouge

New HIV Diagnoses
167

Louisiana Diagnoses: 857

HIV Diagnosis Rate
24.0
per 100,000 population

Louisiana Rate: 18.5 per 100,000

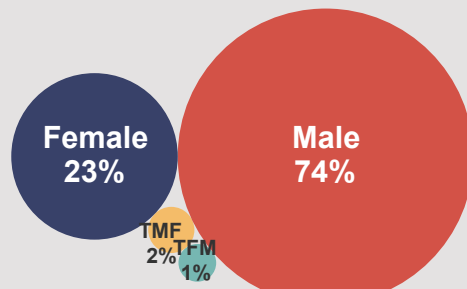
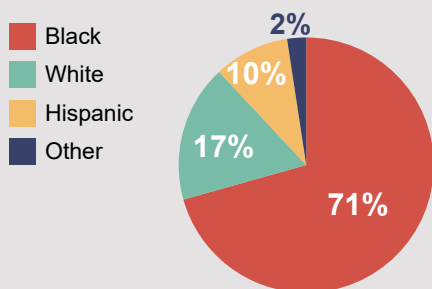
HIV Diagnosis Rate
Regional Ranking
1st
among Louisiana's nine public
health regions

Of the 167 new HIV diagnoses in 2022:

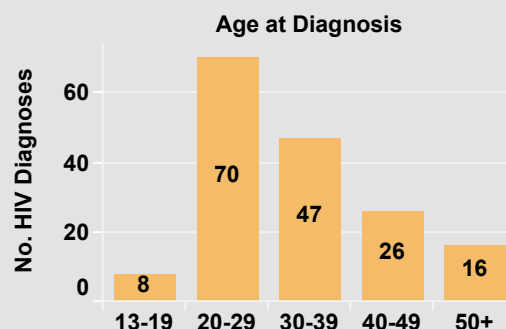
The majority of diagnoses (71%) were among Black people.

Males comprised 74% of diagnoses.

The greatest number of diagnoses was among people 20 to 29 years old (42%).

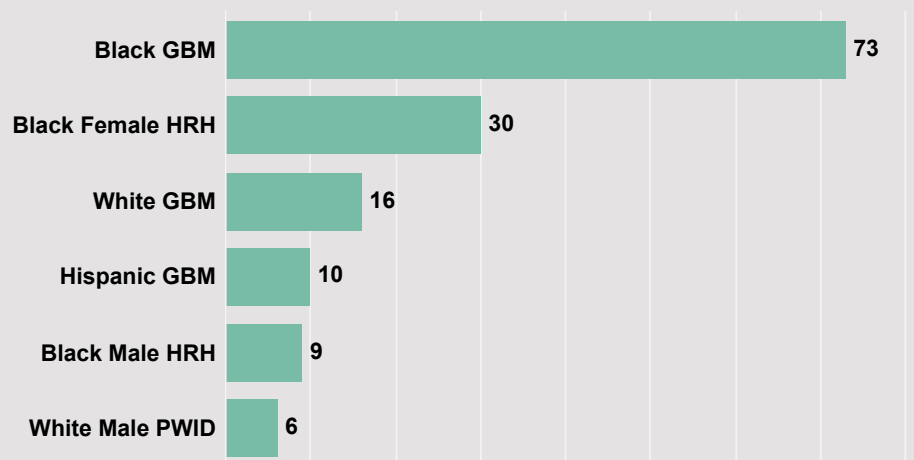


TMF: Transgender Male to Female
TFM: Transgender Female to Male



Affected subpopulations

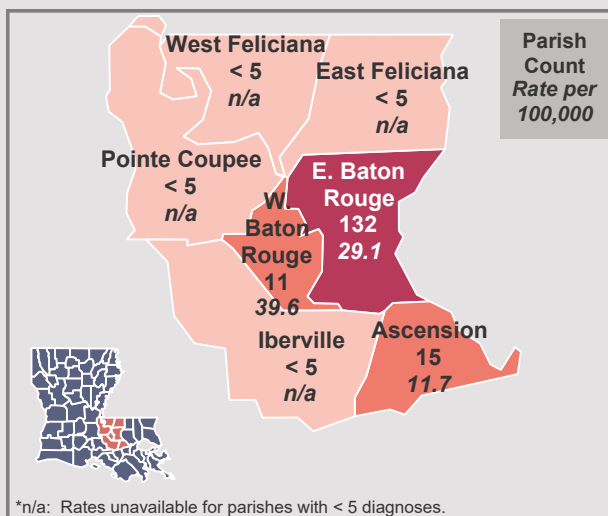
People of color and gay & bisexual men (GBM) are impacted by HIV more than other groups. In Region 2, almost half (44%) of diagnoses in 2022 were among Black GBM.



GBM = Gay & bisexual men; HRH = High risk heterosexual; PWID = People who inject drugs

Geographic distribution

In 2022, the majority of new HIV diagnoses (79%) in Region 2 were from East Baton Rouge Parish.



*n/a: Rates unavailable for parishes with < 5 diagnoses.

HIV Care among People Living with HIV in Region 2 in 2022:



Engagement in care: at least one CD4 or viral load (VL) lab in 2022

Retention in care: two or more CD4 tests or VLs at least 90 days apart in 2022

Viral suppression or an 'undetectable' viral load: VL result < 200 copies per milliliter in 2022

Among persons engaged in HIV care, those who are virally suppressed in 2022

Interpreting the Data: Please note that 2022 data may still be impacted from the COVID-19 pandemic.



Primary and Secondary (P&S) Syphilis

Annual Summary - 2022

Region 2 - Baton Rouge

New P&S Syphilis
Diagnoses
248

Louisiana Diagnoses: 1,225

P&S Syphilis Diagnosis Rate
35.7
per 100,000 population

Louisiana Rate: 26.5 per 100,000

P&S Syphilis Diagnosis Rate
Regional Ranking

2nd

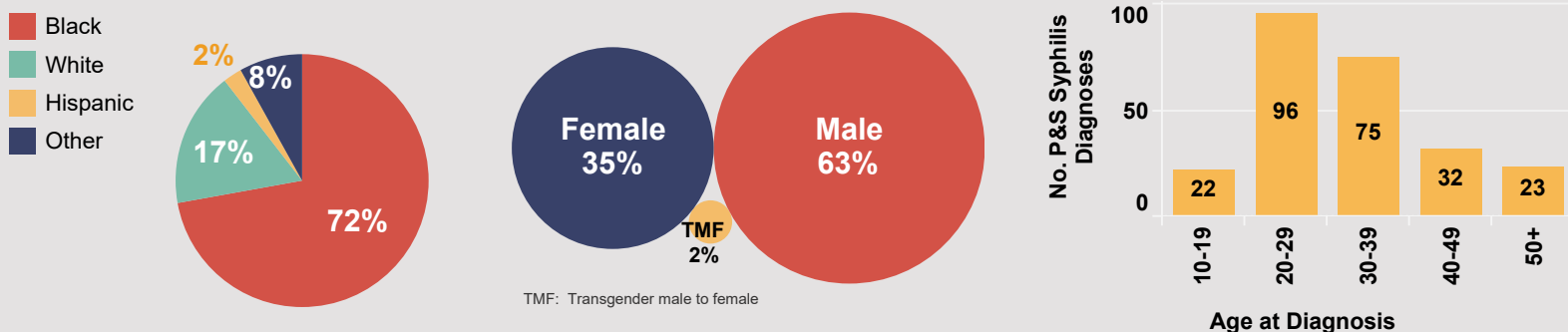
among Louisiana's nine public
health regions

Of the 248 P&S syphilis diagnoses in 2022:

The majority (72%) of diagnoses were
among Black people.

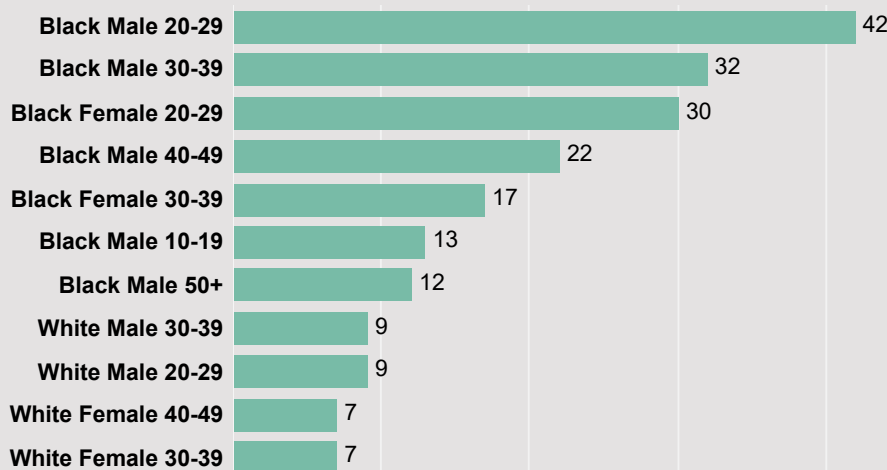
Males comprised 63% of diagnoses.

Over one-third of diagnoses (39%) were
among people 20 to 29 years old.



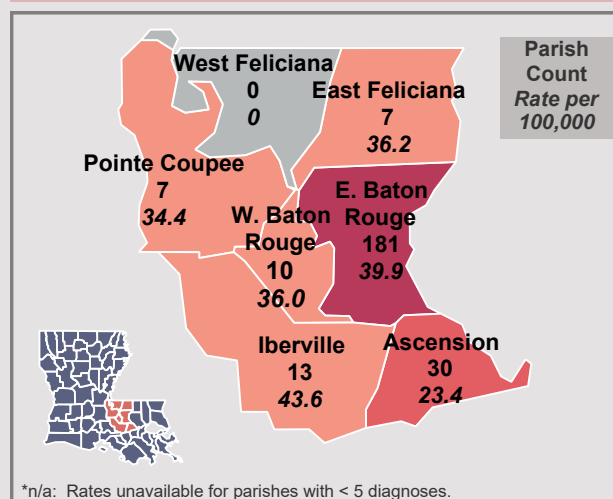
Affected subpopulations

People of color and males are impacted by P&S syphilis more than other groups. In Region 2, almost half (49%) of P&S syphilis diagnoses were among Black males.

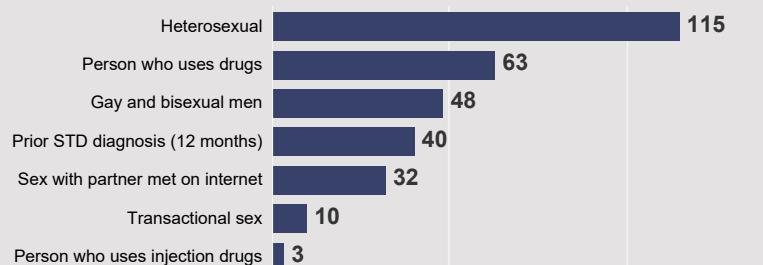


Geographic distribution

In 2022, the majority of new P&S diagnoses (73%) in Region 2 were from East Baton Rouge Parish.



Behavioral Factors



*An individual can report more than one behavioral factor

Syphilis Treatment Guidelines

STAGE OF SYPHILIS	REGIMEN	DOSE/ROUTE
Primary, Secondary, or Early Non-Primary Non-Secondary (<12 months)	Benzathine Penicillin G*	2.4 million units IM in a single dose
Late or Unknown Duration Syphilis (>12 months)	Benzathine Penicillin G*	7.2 million units IM administered as 3 doses of 2.4 million units IM each, at 1-week intervals

*Benzathine Penicillin G is the only CDC approved treatment for pregnant women

Interpreting the Data: Please note that 2022 data may still be impacted from the COVID-19 pandemic.



Early Non-P&S Syphilis

Annual Summary - 2022

Region 2 - Baton Rouge

New Early Non-P&S
Syphilis Diagnoses

139

Louisiana Diagnoses: 884

Early Non-P&S Syphilis Diagnosis
Rate

20.0

per 100,000 population

Louisiana Rate: 26.5 per 100,000

Early non-P&S Syphilis Diagnosis
Rate Regional Ranking

4th

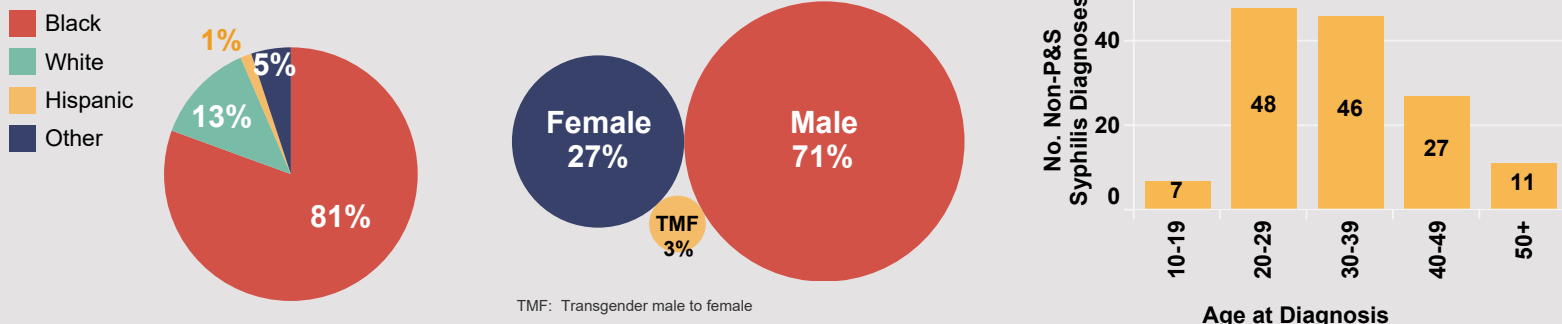
among Louisiana's nine public
health regions

Of the 139 early non-P&S syphilis diagnoses in 2022:

The majority (81%) of diagnoses were
among Black people.

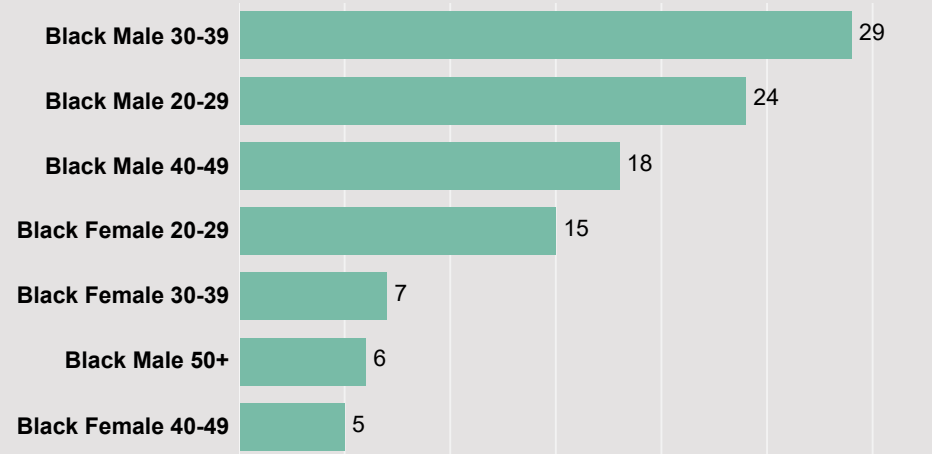
Males comprised 71% of diagnoses.

Over two-thirds of diagnoses (35%)
were among people 20 to 29 years old.



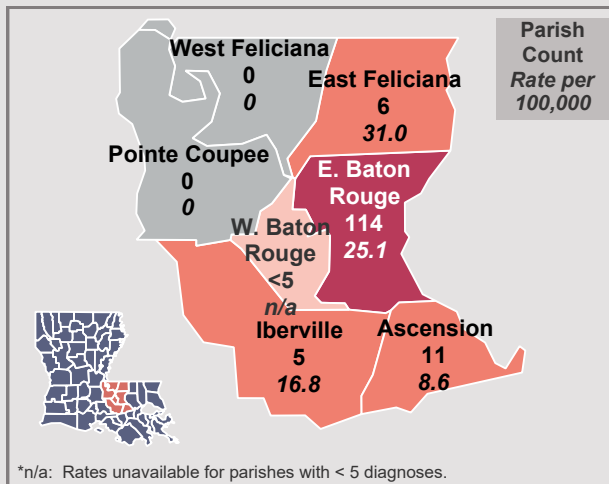
Affected subpopulations

People of color and males are more impacted by early non-P&S syphilis than other groups. In Region 2, over half (51%) of early non-P&S syphilis diagnoses were among Black males 20-49 years-old.

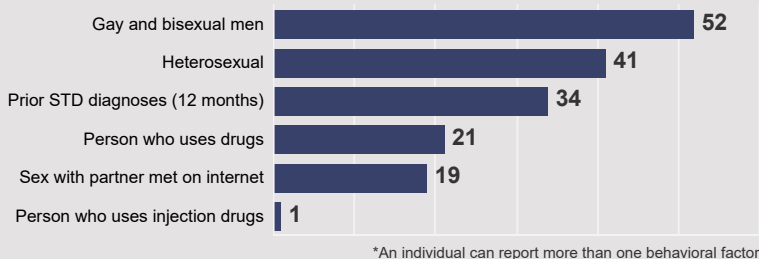


Geographic distribution

In 2022, the majority of new early non-P&S syphilis diagnoses (82%) in Region 2 were in East Baton Rouge Parish.



Behavioral Factors

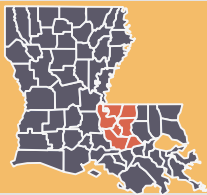


Syphilis Treatment Guidelines

STAGE OF SYPHILIS	REGIMEN	DOSE/ROUTE
Primary, Secondary, or Early Non-Primary Non-Secondary (<12 months)	Benzathine Penicillin G*	2.4 million units IM in a single dose
Late or Unknown Duration Syphilis (>12 months)	Benzathine Penicillin G*	7.2 million units IM administered as 3 doses of 2.4 million units IM each, at 1-week intervals

*Benzathine Penicillin G is the only CDC approved treatment for pregnant women

Interpreting the Data: Please note that 2022 data may still be impacted from the COVID-19 pandemic.



Congenital Syphilis (CS)

Annual Summary - 2022

Region 2 - Baton Rouge

Pregnant Mothers
Diagnosed with Syphilis
51

Congenital Syphilis Cases

21

Case count reflects the total number of individual infants

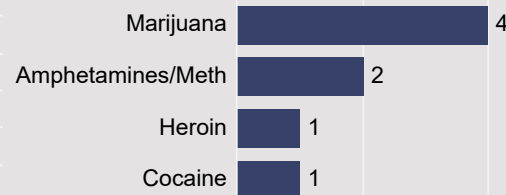
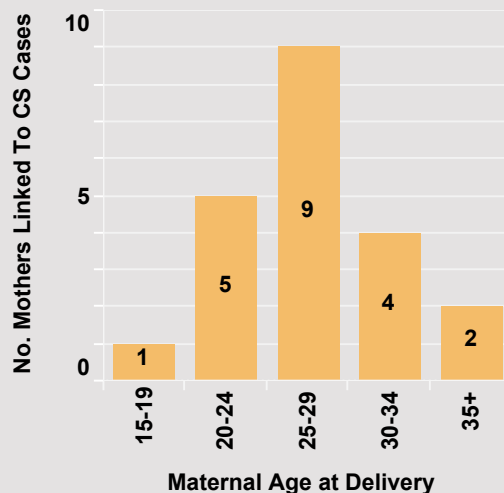
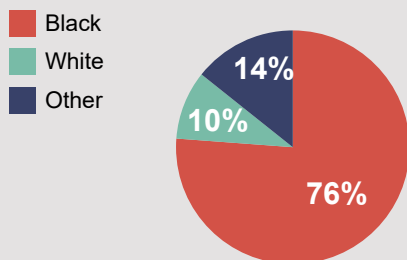
Infant Deaths Linked to
Congenital Syphilis
2

Of the 21 pregnant mothers linked to a 2022 CS case:

The majority (76%) of mothers were Black women.

Almost half (43%) of mothers were between 25 to 29 years of age at delivery.

One-third (33%) had a positive toxicology screen during pregnancy.



1 in 406
live births were born with
CS in 2022

2022 Regional Ranking
1st
Highest case count among
Louisiana's nine public health
regions

Among pregnant mothers linked to a 2022 CS case:

Timely PNC 76%

Timely PNC with Timely Initial Test 100%

Timely PNC with Recommended Testing 63%

Those who received prenatal care (PNC) at least 60 days before delivery

Those who received timely PNC and were initially tested for syphilis at least 45 days before delivery

Those who received timely PNC, a timely initial test, and were re-tested for syphilis at least 45 days before delivery

Syphilis Guidelines for Pregnant Mothers

A case of congenital syphilis (CS) occurs when an infant is exposed to inadequately treated syphilis in utero or during delivery. This may result in stillbirth, death of the newborn, or significant future health and developmental problems.

Congenital syphilis is completely preventable through early detection of maternal syphilis and treatment that begins at least 30 days before delivery. Current treatment guidelines are as follows:

Primary, Secondary, or Early Non-Primary Non-Secondary Syphilis
2.4 M units benzathine penicillin (1 dose)

Unknown/Late Latent Syphilis
7.2 M units benzathine penicillin (3 doses, 7 days apart)

Louisiana Testing Law

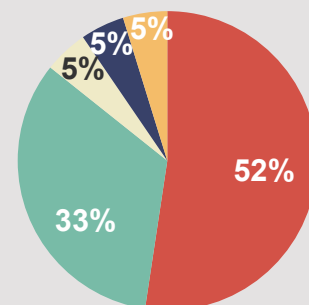
Act 459 was passed in Louisiana in 2014. This requires "opt-out" syphilis and HIV testing for all women at the first prenatal visit, the 1st prenatal visit in the 3rd trimester, and at delivery (if testing/status is not noted in medical charts).

Maternal Stage of Syphilis

The majority (61%) of mothers, linked to a CS case, were diagnosed with unknown/late latent syphilis.

Surveillance Stage

Early non-primary non-secondary
Unknown/late latent
Primary
Secondary
Other





Gonorrhea Annual Summary - 2022

Region 2 - Baton Rouge

New Gonorrhea Diagnoses
2,804

Louisiana Diagnoses: 15,015

Gonorrhea Diagnosis Rate
403.8
per 100,000 population

Louisiana Rate: 324.7 per 100,000

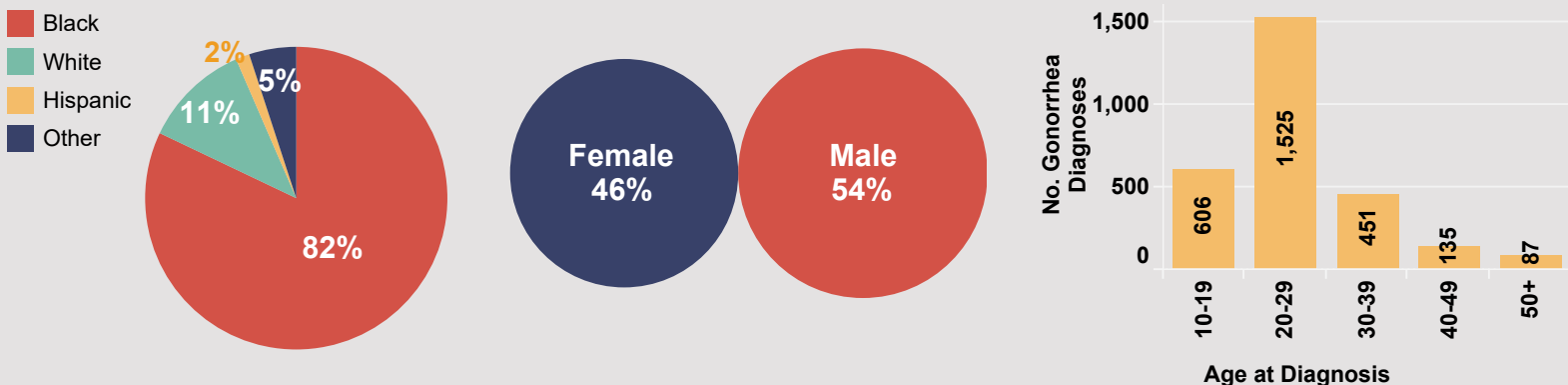
Gonorrhea Diagnosis Rate
Regional Ranking
1st
among Louisiana's nine public health regions

Of the 2,804 gonorrhea diagnoses in 2022:

The majority (82%) of diagnoses were among Black people.

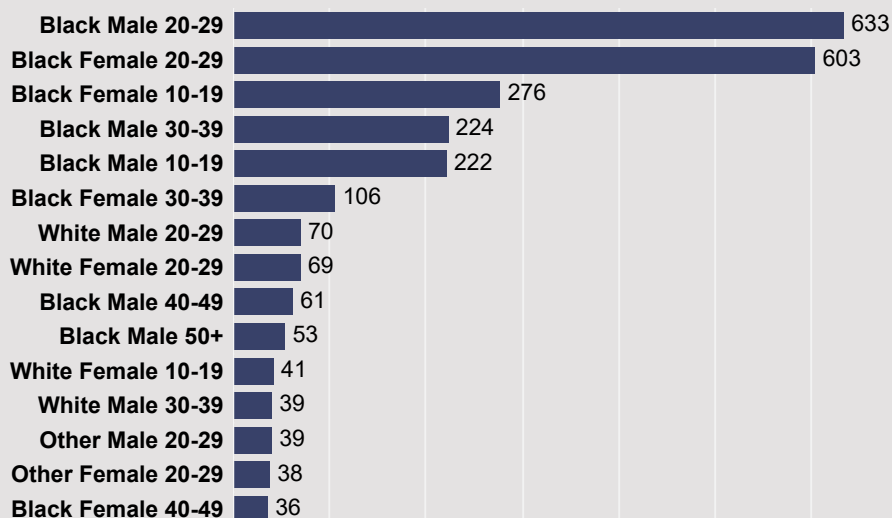
By sex at birth, males comprised 54% of diagnoses.

Over half of diagnoses (54%) were among people 20 to 29 years old.



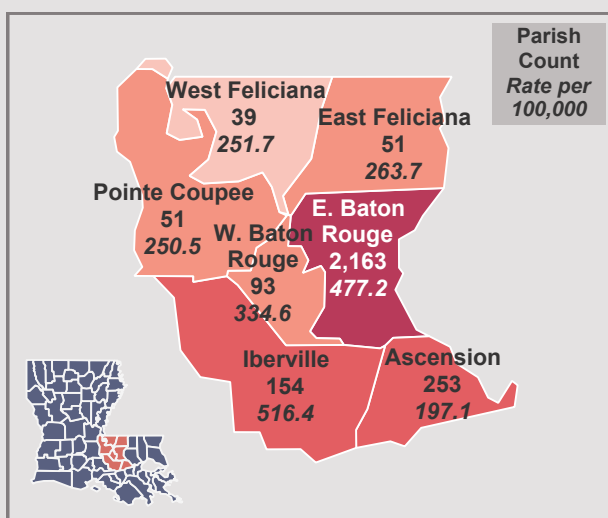
Affected subpopulations

Young people of color are impacted by gonorrhea more than other groups. In Region 2, 62% of gonorrhea diagnoses in 2022 were among young Black people 10 to 29 years old.



Geographic distribution

In 2022, the majority of new gonorrhea diagnoses (77%) in Region 2 were from East Baton Rouge Parish.



Gonorrhea Screening and Treatment Guidelines

Screening Recommendations:

All sexually active women and pregnant women, under 25 years of age, and sexually active women and pregnant women, 25 years of age and older, if at increased risk.

At least annually for sexually active gay and bisexual men (GBM).

Treatment:

Most cases can be treated with a single 500mg injection of ceftriaxone.

- Help minimize the threat of drug-resistant gonorrhea
- Test-of-cure for throat infections only
- Retest patients 3 months after treatment
- Treat partners



Chlamydia Annual Summary - 2022

Region 2 - Baton Rouge

New Chlamydia Diagnoses
6,598

Louisiana Diagnoses: 36,200

Chlamydia Diagnosis Rate
950.1
per 100,000 population

Louisiana Rate: 782.9 per 100,000

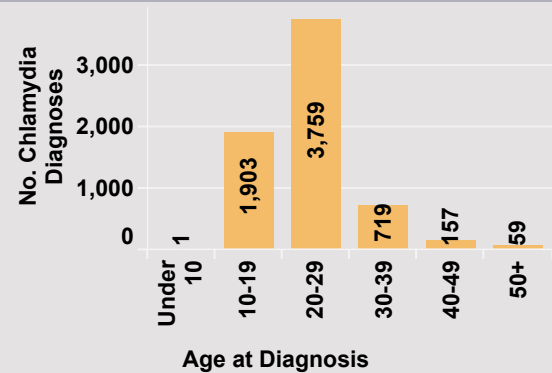
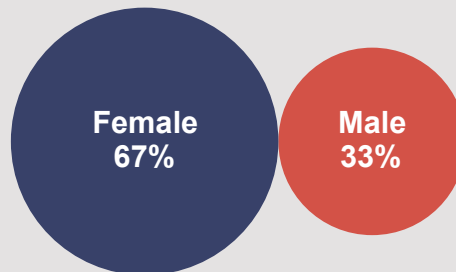
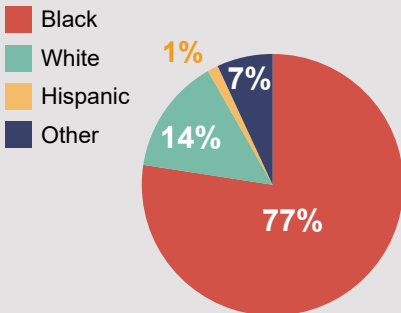
Chlamydia Diagnosis Rate
Regional Ranking
1st
among Louisiana's nine public
health regions

Of the 6,598 chlamydia diagnoses in 2022:

The majority (77%) of diagnoses were among Black people.

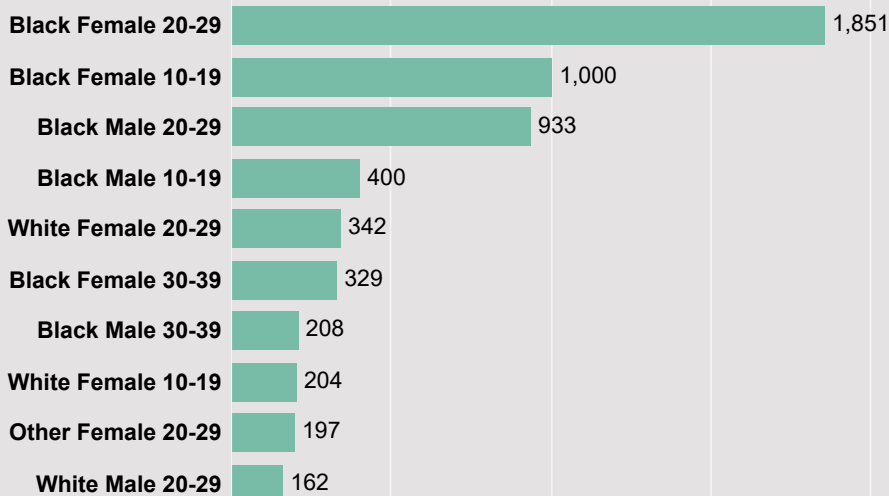
By sex at birth, females comprised 67% of diagnoses.

Over half of diagnoses (57%) were among people 20 to 29 years old.



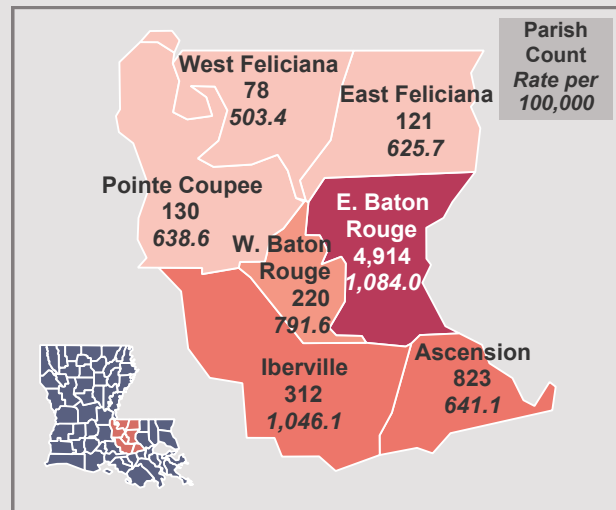
Affected subpopulations

People of color and young females are impacted by chlamydia more than other groups. In Region 2, 43% of chlamydia diagnoses in 2022 were among Black females 10 to 29 years old.



Geographic distribution

In 2022, the majority of new chlamydia diagnoses (75%) in Region 2 were from East Baton Rouge Parish.



Chlamydia Screening and Treatment Guidelines

Screening Recommendations:

All sexually active women and pregnant women, under 25 years of age, and sexually active women and pregnant women, 25 years of age and older, if at increased risk.

At least annually for sexually active gay and bisexual men (GBM).

Treatment:

Adults and adolescents:

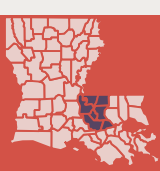
Recommended: Doxycycline 100 mg orally 2x/day for 7 days

Alternatives: Azithromycin 1 gm orally in a single dose OR Levofloxacin 500 mg orally 1x/day for 7 days

Pregnancy:

Recommended: Azithromycin 1 gm orally in a single dose

Alternatives: Amoxicillin 500 mg orally 3x/day for 7 days



Acute Hepatitis B Annual Summary - 2022

Region 2 - Baton Rouge

Acute HBV Diagnoses

4

Louisiana Diagnoses: 29

Acute HBV Diagnosis Rate

* n/a

per 100,000 population

Louisiana Rate: 0.6 per 100,000

A safe and effective vaccine is available to prevent hepatitis B.

Due to low counts, regional profiles of acute hepatitis B do not contain demographic and geographic breakdowns.

**n/a: Rates are unavailable for regions with <5 diagnoses.*

What is hepatitis B?

Hepatitis B is a vaccine-preventable liver infection caused by the hepatitis B virus (HBV). New infections cause a short term illness, referred to as an acute infection. Some people are able to clear HBV on their own and will no longer have HBV in their body, while others will progress to a long-term chronic illness.

How is hepatitis B spread and prevented?

HBV is most commonly spread through injection drug use and sexual contact. HBV can also be spread during childbirth if appropriate prophylaxis isn't administered. A safe and effective vaccine is available to prevent hepatitis B. Anyone at risk should get vaccinated.

Who is at risk for hepatitis B?

People at greater risk include infants born to mothers with hepatitis B, people who inject drugs or share needles, syringes, and other types of drug equipment, sex partners of people with hepatitis B, gay, bisexual and other men who have sex with men, people who live with someone who has hepatitis B, healthcare and public safety workers exposed to blood on the job, and people on dialysis.

How common is hepatitis B?

CDC estimates that around 12,600 people acquire acute HBV each year in the United States. People with acute hepatitis B may not experience symptoms or may experience very mild symptoms. Consequently, not everyone with acute hepatitis B may seek medical care. Research estimates only 1 out of 7 people with acute hepatitis B are identified and reported to public health. It is likely that the burden of disease from acute hepatitis B is much greater than reported, and the number of cases that are reported to and confirmed by public health are only a small proportion of the true burden of disease.

Visit louisianahealthhub.org for more information.



Chronic Hepatitis B Annual Summary - 2022

Region 2 - Baton Rouge

Chronic HBV Diagnoses

135

Louisiana Diagnoses: 920

Chronic HBV Diagnosis Rate

19.4

per 100,000 population

Louisiana Rate: 19.9 per 100,000

ranked **2nd** in number of diagnoses and **4th** in diagnoses per 100,000 population among Louisiana's nine public health regions

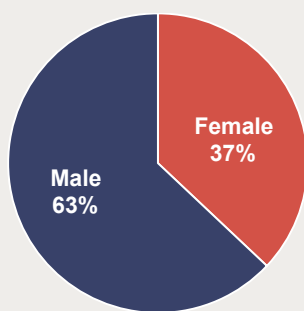
Of the 135 new chronic HBV diagnoses in 2022:

63% of diagnoses were male.

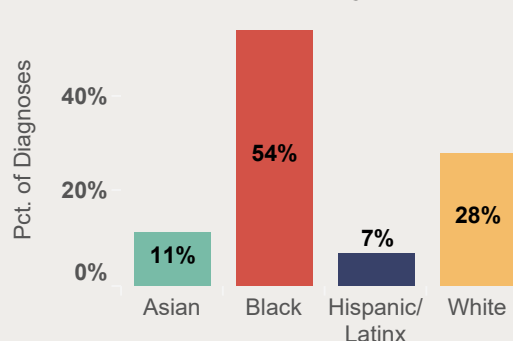
54% of diagnoses were among Black people and 28% of diagnoses were among White people.

The group with the greatest proportion of new diagnoses was 40-49 year olds.

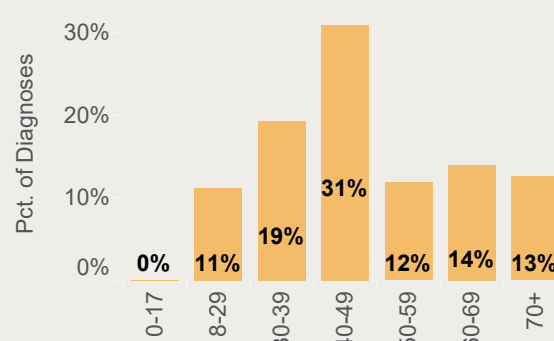
Birth Sex



Race/Ethnicity

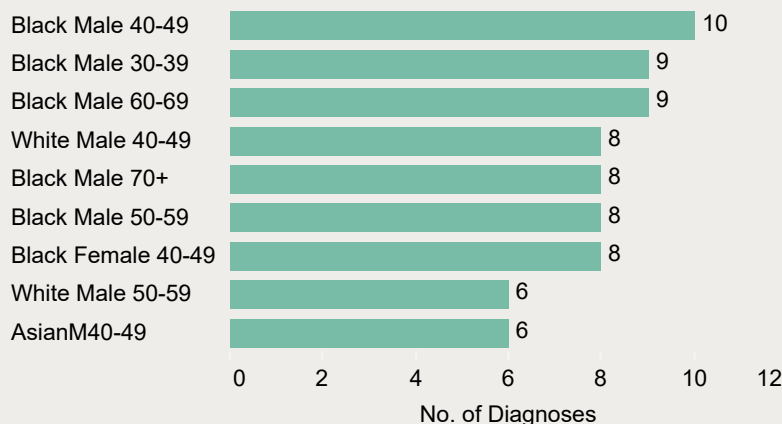


Age at Diagnosis



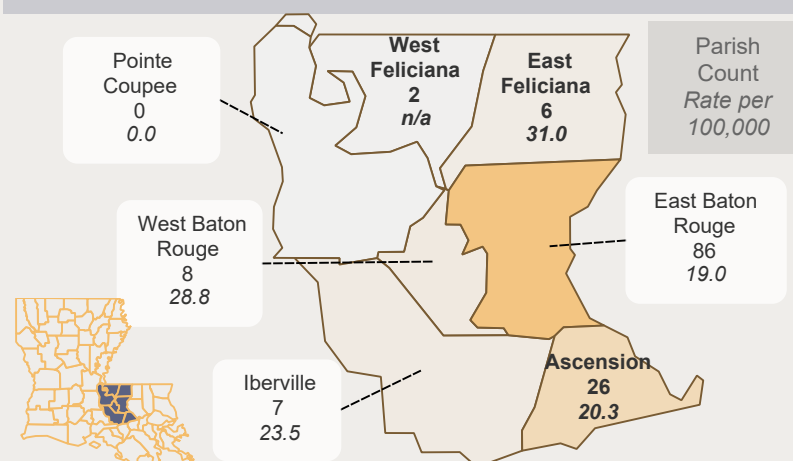
Affected Subpopulations

Black males 40-49 years old, Black males 30-39, and Black males 60-69 had the highest number of chronic HBV diagnoses.



Geographic distribution

East Baton Rouge Parish had the highest number of HBV diagnoses, while East Feliciana Parish had the highest rate per 100,000 population.



*n/a: Rates unavailable for parishes with <5 diagnoses.

Prevention and Treatment

A safe and effective vaccine is available to prevent hepatitis B. The most common ways that hepatitis B is spread is by injection drug use and sexual contact. HBV can also be spread during childbirth if appropriate prophylaxis isn't given. Some people may clear HBV on their own, while others will progress to a long-term chronic illness. For those who progress to a chronic illness, treatment is available to prevent liver damage, but it is not curative.

Interpreting the Data: Please note that 2022 data may still be impacted from the COVID-19 pandemic.



Acute Hepatitis C Annual Summary - 2022

Region 2 - Baton Rouge

Acute HCV Diagnoses

27

Louisiana Diagnoses: 165

Acute HCV Diagnosis Rate

3.9

per 100,000 population

Louisiana Rate: 3.6 per 100,000

Ranked **3rd** in number of diagnoses
and **4th** in diagnoses per 100,000
people among Louisiana's nine public
health regions

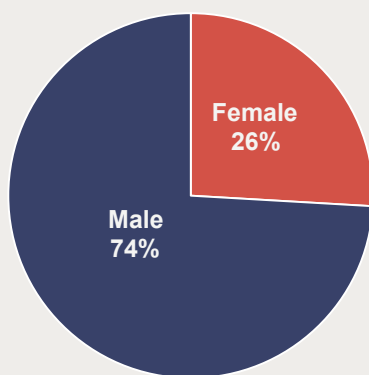
Of the 63 acute HCV diagnoses in 2022:

74% of diagnoses were male.

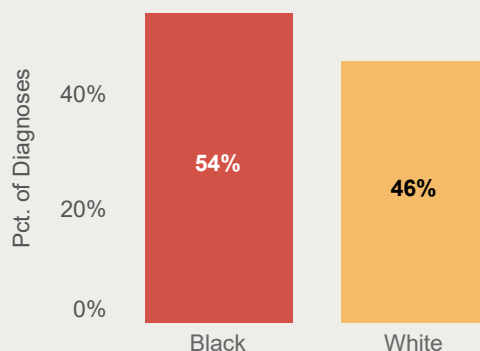
All diagnoses were among Black and White
people.

The majority of diagnoses were among people
18-39 years old.

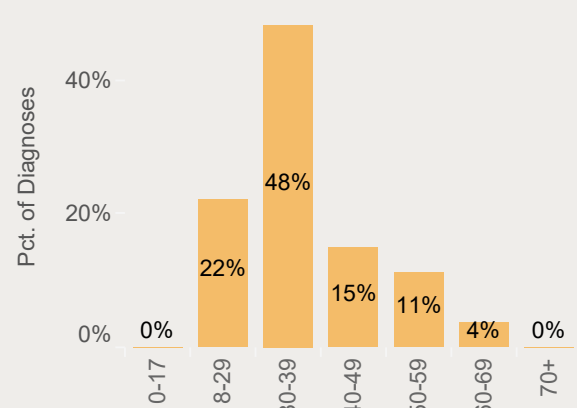
Birth Sex



Race/Ethnicity



Age at Diagnosis



Affected Subpopulations

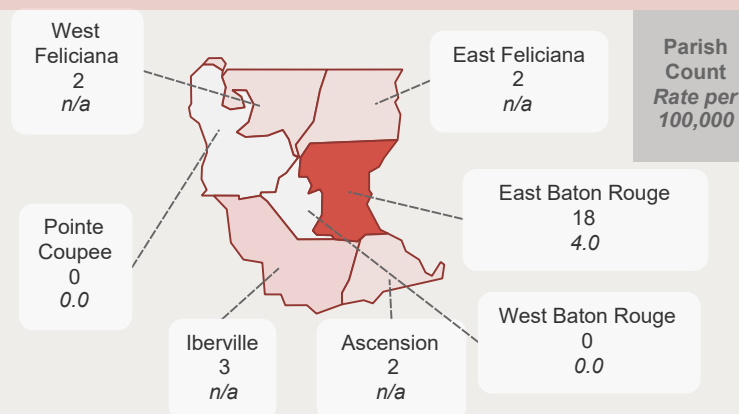
The largest number of acute HCV diagnoses were among Black males.



Number of Diagnoses

Geographic Distribution

East Baton Rouge Parish had the majority of new diagnoses.



*n/a: Rates unavailable for parishes with < 5 diagnoses.

Hepatitis C: A Disease We Can Cure

The Louisiana Department of Health is committed to creating a "Hep C Free Louisiana" where hepatitis C is no longer a threat to public health, the quality of life for our citizens is improved, and health inequities related to hepatitis C are eliminated. Getting tested is the first step in eliminating HCV. CDC recommends universal testing of **ALL** adults for hepatitis C at least once in their lifetime. Visit louisianahealthhub.org to find out where to get tested & treated.



Chronic Hepatitis C Annual Summary - 2022

Region 2 - Baton Rouge

Chronic HCV Diagnoses

650

Louisiana Diagnoses: 4,132

Chronic HCV Diagnosis Rate

93.6

per 100,000 population

Louisiana Rate: 89.4 per 100,000

Ranked **2nd** in number of diagnoses
and **4th** in diagnoses per 100,000
population among Louisiana's nine
public health regions

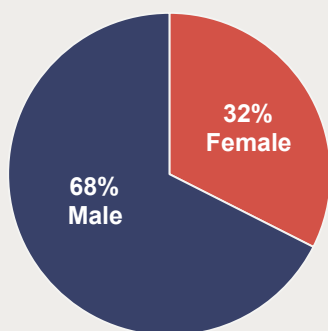
Of the 650 new chronic HCV diagnoses in 2022:

Males comprised 68% of diagnoses.

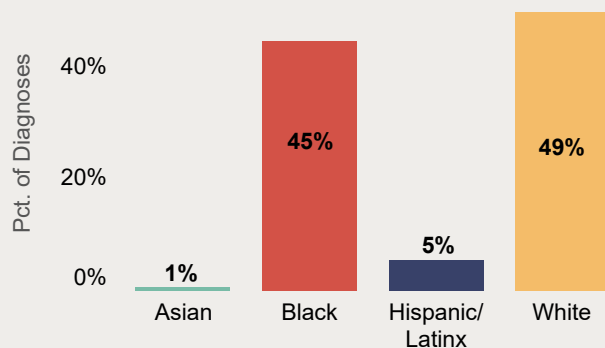
49% of diagnoses were among White people and
45% of diagnoses were among Black people.

The highest proportion of diagnoses were among
people 30-39 and 60-69 years old.

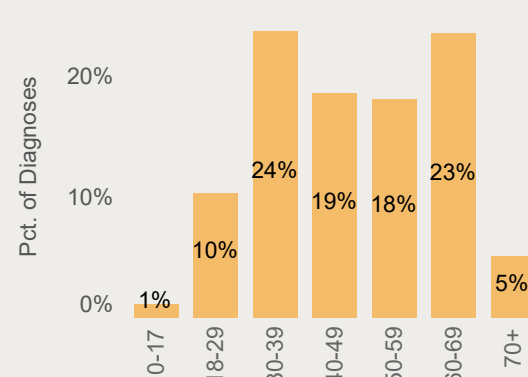
Birth Sex



Race/Ethnicity

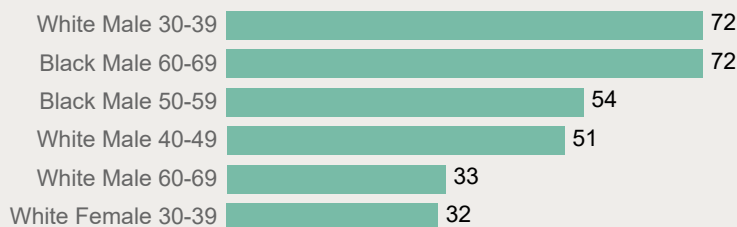


Age at Diagnosis



Affected Subpopulations

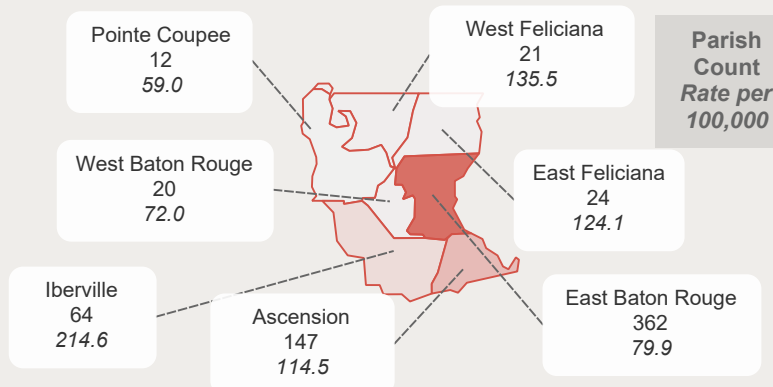
White males 30 to 39 years old and Black males 60 to 69 years old had the highest number of new diagnoses.



Number of Diagnoses

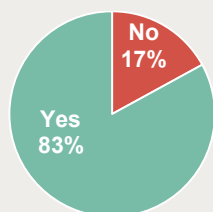
Geographic Distribution

East Baton Rouge Parish had the highest number of diagnoses, while West Feliciana Parish had the highest rate per 100,000 population.

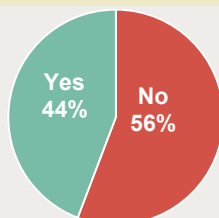


Hepatitis C Testing and Treatment

In 2022, 83% of individuals with positive diagnostic tests also had confirmatory testing done.



As of December 2022, 44% of individuals with confirmed HCV have evidence of an HCV negative lab and have cleared the virus.



HCV antibody testing with reflex to confirmatory testing, HCV RNA test, should be utilized to ensure complete diagnostic testing. Doing so, reduces the number of required healthcare visits and streamlines treatment.

A safe and effective treatment is available to cure hepatitis C. Treatment for hepatitis C is available at no cost for everyone enrolled in Medicaid and people who are incarcerated in Louisiana. Visit louisianahealthhub.org to find out more.

Interpreting the Data: Please note that 2022 data may still be impacted from the COVID-19 pandemic.

References

1. U.S. Census Bureau, 2021 Population Estimates.
2. Adolescents and STDs. Centers for Disease Control and Prevention.
<https://www.cdc.gov/std/life-stages-populations/stdfact-teens.htm>. Published April 12, 2022. Accessed August 2023.
3. Louisiana Department of Health. Louisiana State Health Assessment. MySidewalk.
<https://dashboards.mysidewalk.com/louisiana-state-health-assessment/demographics>. Published 2021. Accessed August 2023.
4. America's Health Rankings Analysis of U.S. Census Bureau. American Community Survey. United Health Foundation. AmericasHealthRankings.org. Accessed August 2023.
5. Current cigarette smoking among adults in the United States. Centers for Disease Control and Prevention.
https://www.cdc.gov/tobacco/data_statistics/fact_sheets/adult_data/cig_smoking/index.htm. Published March 17, 2022. Accessed August 2023.
6. Mental Health in Louisiana. National Alliance on Mental Illness.
<https://www.nami.org/NAMI/media/NAMI-Media/StateFactSheets/LouisianaStateFactSheet.pdf> May 2023. Accessed August 2023.
7. Louisiana 2018-2020 Maternal and Child Health Profile. Louisiana Department of Health. *Bureau of Family Health*. <https://partnersforfamilyhealth.org/wp-content/uploads/2022/08/2018-2020-Region-Profiles.pdf>. Published May 2022. Accessed August 2023.
8. Prison Policy Initiative (2021). *Louisiana Profile*. Prison Policy Initiative | Prison Policy Initiative. <https://www.prisonpolicy.org/profiles/LA.html>. Accessed August 2023.
9. Demographic dashboard. Louisiana Department of Public Safety & Corrections.
<https://doc.louisiana.gov/demographic-dashboard/>. Published May 2022. Accessed August 2023.
10. Louisiana Health Insurance Survey. Louisiana Department of Public Health & LSU E.J. Ourso College of Business
<https://ldh.la.gov/assets/medicaid/LHIS/2022LHIS/LouisianaHealthInsuranceSurvey2021-4.18.2022.pdf>. Updated June 30, 2023. Accessed August 2023.
11. Health insurance coverage of the total population. Kaiser Family Foundation.
<https://www.kff.org/state-category/health-coverage-uninsured>. Published November 2021. Accessed August 2023.