

# STI/HIV/Hepatitis B & C Update 2021

## Louisiana

## **STD/HIV/Hepatitis Program Regional Profile, 2021 Update**

**Data Inclusion:** Each profile contains new diagnoses of HIV, primary & secondary syphilis, chlamydia, gonorrhea, congenital syphilis, acute hepatitis B, chronic hepatitis B, acute hepatitis C, and chronic hepatitis C in Louisiana, 2021. Profiles are available for the state of Louisiana and all nine Public Health Regions. Data are reported as counts, proportions, and rates as defined below.

**Data Sources:** All data were collected and managed by the Louisiana Department of Health (LDH), Office of Public Health (OPH), STD/HIV/Hepatitis Program (SHHP) and closed in July 2022 for use in these profiles. At the time of this report, 2020 Census data were used to calculate rates.

### **STD/HIV/Hepatitis Program (SHHP) Mission and Vision:**

#### **SHHP MISSION**

Our mission is to end the impacts of HIV, STI, and hepatitis by eliminating related health inequities and stigma for all communities in Louisiana.

#### **SHHP VISION**

Louisiana is a place where new HIV, STI and hepatitis diagnoses are rare, all people have high-quality health care and treatment, are free from discrimination, and can achieve their full potential for health and well-being across their lifespan.

### **Data Definitions:**

**Counts:** Counts, also called frequencies, are the total number of events that occur in a defined period of time. The total number of diagnoses of gonorrhea reported in Louisiana during 2021 would be an example of a count or frequency, e.g. in 2021, 16,390 diagnoses of gonorrhea were reported in Louisiana.

**Proportions:** For many indicators, the proportion or percent of demographic groups is presented. This is calculated using the count of a subpopulation divided by the total case count. The proportion of gonorrhea diagnoses among males in 2021 is calculated by taking the count of gonorrhea diagnoses among males and dividing by the total count of gonorrhea diagnoses, and multiplying by 100. e.g. in 2021, 52% of gonorrhea diagnoses in Louisiana were among males.

**Rates:** Rates are the number of events that occur in a defined period of time, divided by the average population at risk of that event. In order to estimate the rate of gonorrhea in Louisiana during 2021, divide the count of gonorrhea diagnoses in 2021 by Louisiana's population (16,390 gonorrhea diagnoses divided by Louisiana's population of 4,664,616 = 0.003514). To make this value more interpretable, it is then multiplied by 100,000. The final rate is reported as 351.4 per 100,000 population. In other words, for every 100,000 people living in Louisiana, 351 were newly diagnosed with gonorrhea in 2021.

**Data Disclaimers:** Data for 2021 should be interpreted with caution due to the impact of the COVID-19 pandemic on access to testing, treatment and care services across the state. In addition, data are subject to change. The data within these profiles represents 2021 data as of frozen data files from July 2022.

For more information, visit the Louisiana Health Hub website at <https://louisianahealthhub.org/>.

# Louisiana Demographic Summary

## State Population Overview

According to the 2020 census, the state of Louisiana has 4,664,616 residents. Louisiana is divided into 64 county-equivalent units called parishes. In 2020, parish populations ranged from a low of 4,435 residents in Tensas Parish to a high of 443,158 residents in East Baton Rouge Parish.<sup>1</sup> While the state is considered rural, 83.9% of the population lives in urban areas. The estimated 16.1% of the population that lives in rural areas often experience poorer health outcomes and increased morbidity and mortality as compared to their urban counterparts. The 64 parishes are grouped into nine public health regions. In addition, Louisiana has nine metropolitan statistical areas (MSAs), the largest of which is the New Orleans MSA (1,271,651), followed by the Baton Rouge MSA (834,543).<sup>1</sup>



## Demographics

According to the 2020 census, the racial and ethnic composition of Louisiana is 58.3% non-Hispanic White, 32.2% non-Hispanic Black, 1.7% non-Hispanic Asian, and 0.6% non-Hispanic Native American. Persons of Hispanic or Latinx origin make up an additional 5.2% of the population.<sup>1</sup>

## Age and Sex

According to 2020 census data, 51.2% of the population is female and 48.8% of the population is male.<sup>1</sup> Among Louisiana residents, 23.5% are under 18 years-old, and 15.5% are 65 years or older. Young people 15 to 24 years-old, comprise 13.1% of the state's population.<sup>1,2</sup>

## Education and Socioeconomic status

An estimated 86.0% of Louisiana residents over 25 years-old have attained a high school degree or higher, and 25.0% of adults have a bachelor's degree or higher.<sup>3</sup> The median household income in Louisiana is \$50,800, which is lower than the national median household income of \$64,994.<sup>3</sup> In Louisiana, 18.6% of people live below the poverty level, compared to 12.8% nationally.<sup>1</sup> In the 2021 United Health Foundation's America's Health Rankings, Louisiana ranked 49<sup>th</sup> out of 50 for children in poverty with 27.0% of Louisiana children living in poverty as compared to 16.8% nationally.<sup>4</sup> Women are also economically disadvantaged as the state ranked 48<sup>th</sup> out of 50 for women in poverty with 23.0% of Louisiana women 18-44 years-old living in poverty as compared to 15.2% nationally.<sup>4</sup>

## **Health Indicators**

In the 2021 United Health Foundation's America's Health Rankings, Louisiana ranked 50<sup>th</sup> out of 50 in overall health in the United States.<sup>4</sup> This national health survey compares a variety of health outcomes and health determinants in all states. A high premature death rate, high prevalence of two or more adverse childhood experiences, and a high percentage of households with food insecurity contribute to the state's low health ranking. In addition, Louisiana has high rates of adults with obesity (35.9%) and adults with diabetes (12.6%).<sup>3</sup> It is estimated that 12.5% of adults smoke nationally, however, 20.5% of Louisianans smoke.<sup>3,5</sup> An estimated 23.0% of adults in Louisiana have ever been told by a health care professional they had depression or a depressive disorder.<sup>3</sup> People in Louisiana also struggle to access mental health care. Louisianans were four times more likely to be forced out-of-network for mental health care than for primary care.<sup>6</sup>

In 2018, Louisiana's teen birth rate was 27.2 births per 1,000 females 15-19 years-old. There are stark racial disparities in Louisiana's reproductive health outcomes. Teen pregnancy rates are almost twice as high for Black females as compared to White females, 36.0 births per 1,000 females 15-19 years-old and 19.3 births per 1,000 females 15-19 years-old, respectively.<sup>7</sup> During pregnancy, 72.1% of pregnant people accessed prenatal care in the 1<sup>st</sup> trimester of pregnancy.<sup>7</sup> The Louisiana infant mortality rate of 7.8 deaths per 1,000 live births is considerably higher than the national average of 5.4 deaths per 1,000 live births. Pregnancy-associated mortality was twice as high among Black women as compared to White women, 145.3 deaths per 100,000 births and 69.6 deaths per 100,000 births, respectively. Further, Black infants are twice as likely to experience low birth weight compared to White infants, 16.0% and 7.5%, respectively.<sup>7</sup>

## **Crime and Incarceration**

In 2019, Louisiana had the 5<sup>th</sup> highest violent crime rate in the country with 549 offenses per 100,000 population as compared to 379 offenses per 100,000 population nationally.<sup>4</sup> Louisiana has an incarceration rate of 1,094 per 100,000 people which is almost double the national incarceration rate of 664 per 100,000 people.<sup>8</sup> At the end of 2021, 26,377 people were incarcerated with the Louisiana Department of Corrections.<sup>9</sup> Approximately 65.6% of incarcerated people in Louisiana are Black and 34.0% are White.<sup>9</sup> Incarcerated people in Louisiana are disproportionately impacted by mental illness. It is estimated that 40% of incarcerated adults have a history of mental illness and 70% of incarcerated youth have a mental health condition.<sup>6</sup>

## **Insurance Coverage**

In 2021, 48.1% of adults in Louisiana had employer-sponsored health insurance, 31.9% were covered through Medicaid, and 10.2% were covered through Medicare.<sup>10</sup> Uninsured adults comprise 9.4% of the state population as compared to an estimated 9.2% nationally.<sup>10,11</sup> Among children, 39.1% had employer-sponsored health insurance, 53.7% were covered by Medicaid, and 6.1% were covered by Medicare.<sup>10</sup> Only 2.6% of Louisiana children were uninsured as compared to an estimated 5.6% nationally.<sup>10,11</sup> In the United States, 49.6% of the population is covered by employer-sponsored health insurance, 19.8% by Medicaid, and 14.2% by Medicare.<sup>11</sup>



# HIV Annual Summary - 2021

## Louisiana

New HIV Diagnoses  
**901**

HIV Diagnosis Rate  
**19.3**  
per 100,000 population

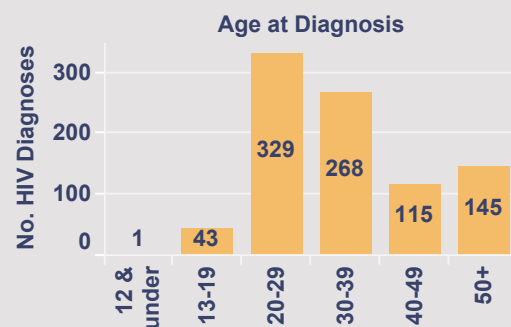
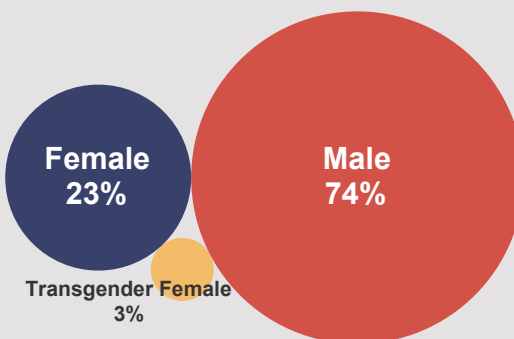
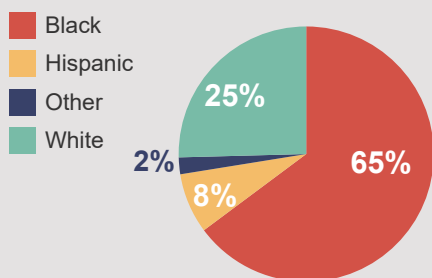
2020 National Ranking  
**4th**  
Highest Diagnosis Rate

### Of the 901 new HIV diagnoses in 2021:

The majority of diagnoses (65%) were among Black people.

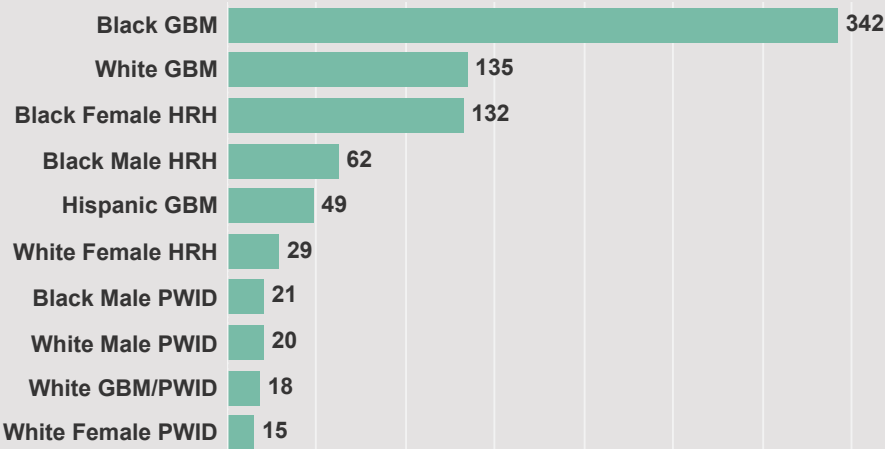
Males comprised 74% of diagnoses.

The age group with the most HIV diagnoses was 20-29 year-olds (37%).



### Affected subpopulations

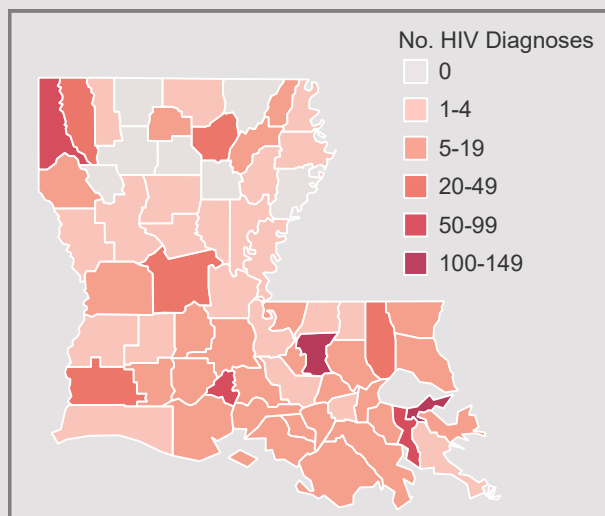
People of color and gay & bisexual men (GBM) are more impacted by HIV than other groups. Over one third (38%) of diagnoses in 2021 were among Black GBM.



GBM = Gay & bisexual men; HRH = High risk heterosexual; PWID = People who inject drugs

### Geographic distribution

Almost one third of new HIV diagnoses in 2021 were from East Baton Rouge (16%) and Orleans (16%) parishes.



### HIV Care among People Living with HIV in Louisiana in 2021:

Engagement in HIV Care

76%

Engagement in care: at least one CD4 or viral load (VL) lab in 2021

Retained in HIV Care

56%

Retention in care: two or more CD4 tests or VLs at least 90 days apart in 2021

Virally Suppressed (VS)

66%

Virally suppressed or an 'undetectable' viral load: VL result < 200 copies per milliliter in 2021

VS in HIV Care

88%

Among persons engaged in HIV care, those who are virally suppressed in 2021

**Interpreting the Data:** It is recommended that 2021 data be interpreted with caution due to the impacts of the COVID-19 pandemic.





# Primary and Secondary (P&S) Syphilis

## Annual Summary - 2021

### Louisiana

New P&S Syphilis  
Diagnoses  
**995**

P&S Syphilis  
Diagnosis Rate  
**21.5**  
per 100,000 population

2021 National Ranking  
**11th**  
Highest Diagnosis Rate

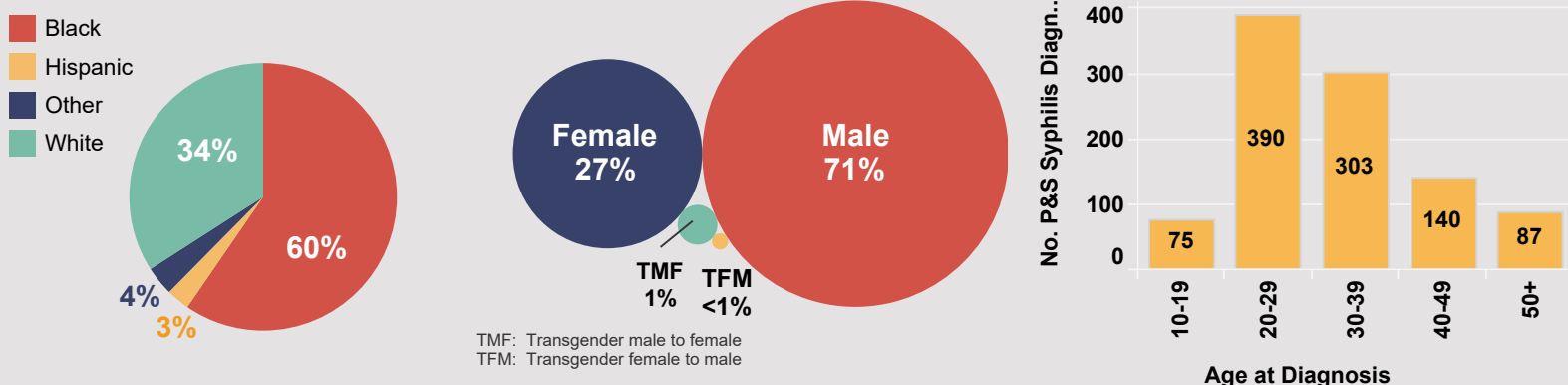
Rate calculated using estimated LA population in 2021, US Census Data

## Of the 995 P&S syphilis diagnoses in 2021:

The majority (60%) of diagnoses were among Black people.

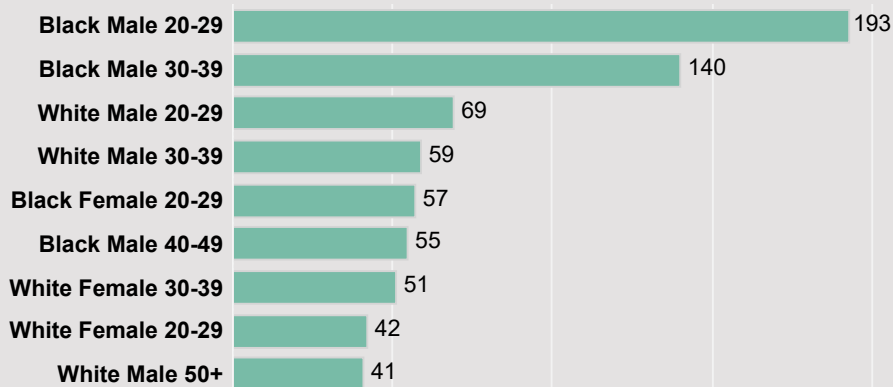
Males comprised 71% of diagnoses.

Over one third (39%) of diagnoses were among people 20-29 years-old.



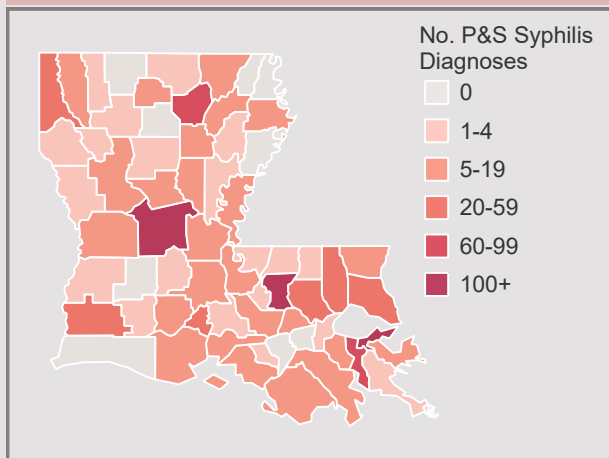
## Affected subpopulations

People of color and males are more impacted by P&S syphilis than other groups. In 2021, one third of P&S syphilis diagnoses were among Black males 20-39 years-old.

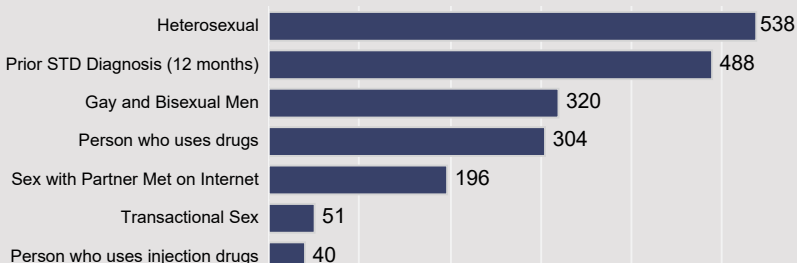


## Geographic distribution

East Baton Rouge (15%), Orleans (14%), & Rapides (10%) parishes had the most P&S syphilis diagnoses in 2021.



## Behavioral Factors



## Syphilis Treatment Guidelines

STAGE OF SYPHILIS	REGIMEN	DOSE/ROUTE
Primary, Secondary, or Early Non-Primary Non-Secondary (<12 months)	Benzathine Penicillin G*	2.4 million units IM in a single dose
Late or Unknown Duration Syphilis (>12 months)	Benzathine Penicillin G*	7.2 million units IM administered as 3 doses of 2.4 million units IM each, at 1-week intervals

\*Benzathine Penicillin G is the only CDC approved treatment for pregnant women

**Interpreting the Data:** It is recommended that 2021 data be interpreted with caution due to the impacts of the COVID-19 pandemic.



# Congenital Syphilis (CS)

## Annual Summary - 2021

### Louisiana

Pregnant Mothers  
Diagnosed with Syphilis  
**229**

#### Congenital Syphilis Cases

**110**

Case count reflects the total number of individual infants

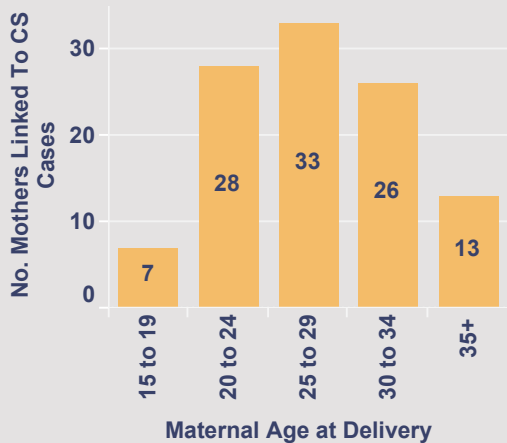
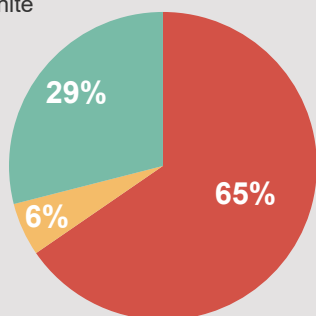
Infant Deaths Linked to  
Congenital Syphilis  
**5**

### Of the 107 pregnant mothers linked to a 2021 CS case:

The majority (65%) were Black women.

31% of mothers were between 25 to 29 years of age at delivery.

Black  
Hispanic  
White



**1 in 532**  
live births were born with  
CS in 2021

2020 National Ranking  
**7th**  
Highest Case Rate

### Among pregnant mothers linked to a 2021 CS case:

Timely PNC

73%

Timely PNC with  
Timely Initial Test

96%

Timely PNC with  
Recommended Testing

56%

Those who received prenatal care (PNC) at least 60 days before delivery

Those who received timely PNC and were initially tested for syphilis at least 45 days before delivery

Those who received timely PNC, a timely initial test, and were re-tested for syphilis at least 45 days before delivery

### Syphilis Guidelines for Pregnant Mothers

A case of congenital syphilis occurs when a mother living with inadequately treated syphilis passes the infection on to her infant in utero or during delivery.

Congenital syphilis is completely preventable through early detection of maternal syphilis and treatment that begins at least 30 days before delivery. Current treatment guidelines are as follows:

#### Primary, Secondary, or Early Non-Primary Non-Secondary Syphilis

2.4 M units benzathine penicillin (1 dose)

#### Unknown/Late Latent Syphilis


7.2 M units benzathine penicillin (3 doses, 7 days apart)

#### Louisiana Testing Law

Act 459 was passed in Louisiana in 2014. This requires "opt-out" syphilis and HIV testing for all women at the first prenatal visit, the 1st prenatal visit in the 3rd trimester, and at delivery (if testing/status is not noted in medical charts).

### Geographic distribution

In 2021, the regions with the highest number of CS cases were Alexandria, Monroe, and Baton Rouge.





# Gonorrhea Annual Summary - 2021

## Louisiana

New Gonorrhea Diagnoses  
**16,390**

Gonorrhea Diagnosis Rate  
**354.5**  
per 100,000 population

2021 National Ranking  
**3rd**  
Highest Diagnosis Rate

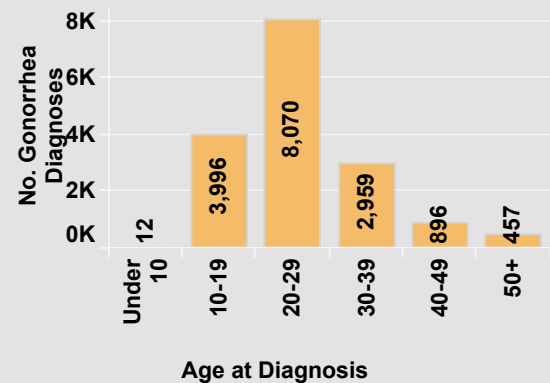
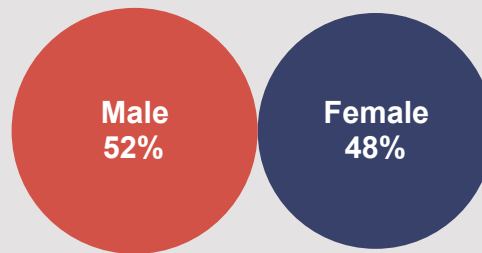
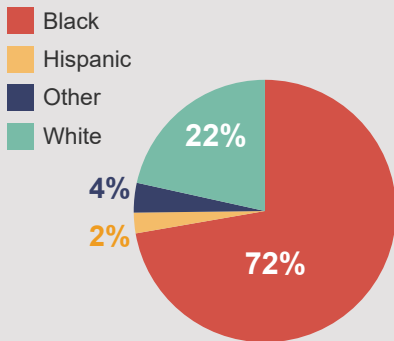
Rate calculated using estimated LA population in 2021, US Census Data

### Of the 16,390 gonorrhea diagnoses in 2021:

The majority (72%) of diagnoses were among Black people.

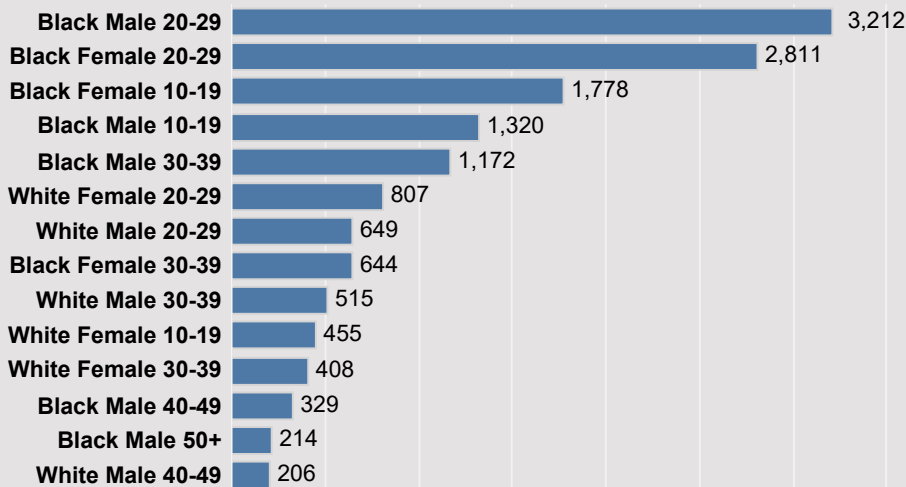
By sex at birth, males comprised 52% of diagnoses.

Almost half (49%) of diagnoses were among people 20-29 years-old.



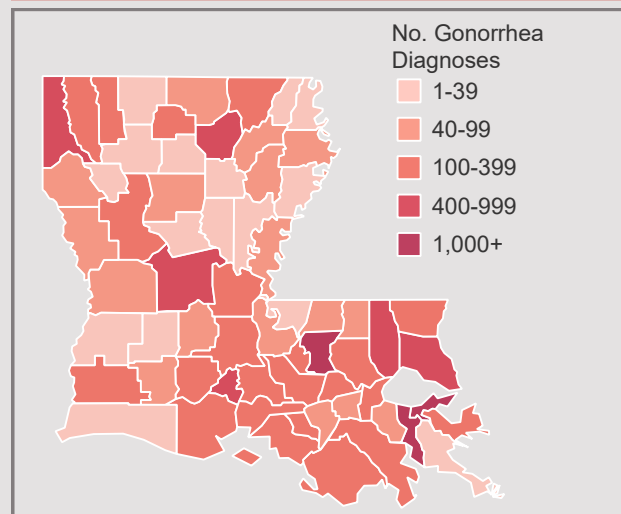
### Affected subpopulations

Young people of color are more impacted by gonorrhea than other groups. Over half (56%) of gonorrhea diagnoses in 2021 were among Black people 10-29 years-old.



### Geographic distribution

In 2021, the parishes with the most gonorrhea diagnoses were East Baton Rouge (16%), Orleans (14%), and Jefferson (9%) parishes.



### Gonorrhea Screening and Treatment Guidelines

#### Screening Recommendations:

All sexually active women and pregnant women, under 25 years of age, and sexually active women and pregnant women, 25 years of age and older, if at increased risk.

At least annually for sexually active gay and bisexual men (GBM).

#### Treatment:

Most cases can be treated with a single 500mg injection of ceftriaxone.

- Help minimize the threat of drug-resistant gonorrhea
- Test-of-cure for throat infections only
- Retest patients 3 months after treatment
- Treat partners





# Chlamydia Annual Summary - 2021

## Louisiana

New Chlamydia Diagnoses  
**33,759**

Chlamydia Diagnosis Rate  
**730.1**  
per 100,000 population

2021 National Ranking  
**3rd**  
Highest Diagnosis Rate

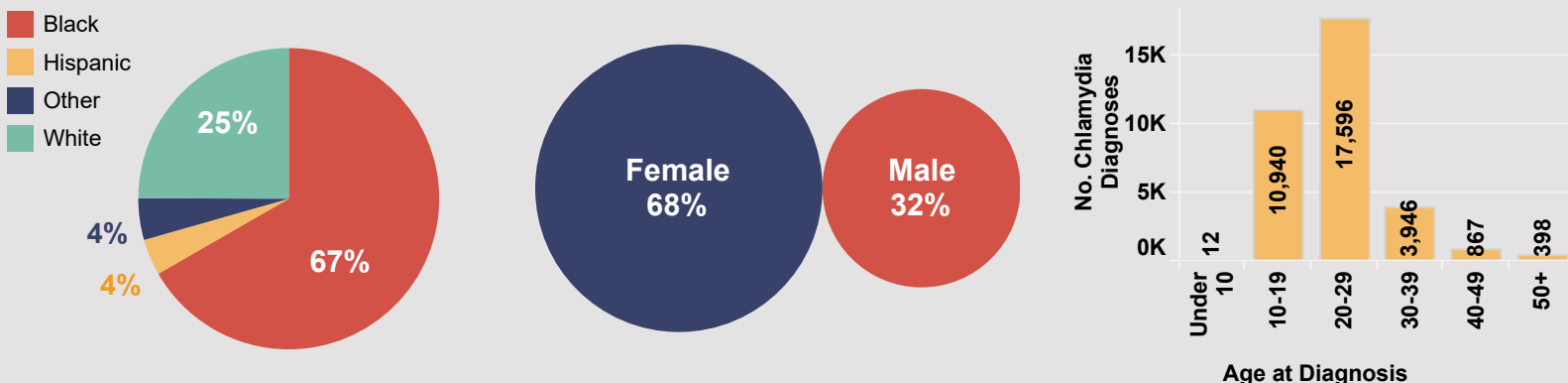
Rate calculated using estimated LA population in 2021, US Census Data

### Of the 33,759 chlamydia diagnoses in 2021:

The majority (67%) of diagnoses were among Black people.

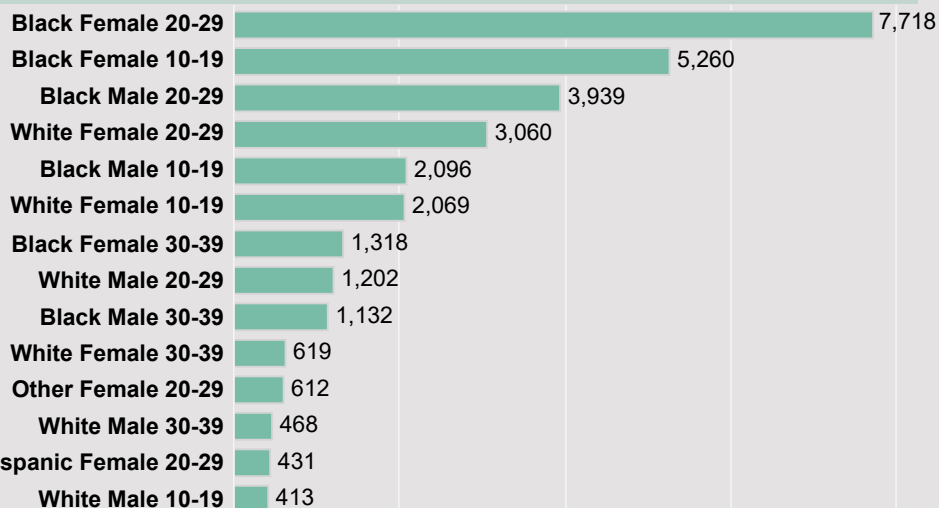
By sex at birth, females comprised 68% of diagnoses.

The age group with the most diagnoses was people 20-29 years-old (52%).



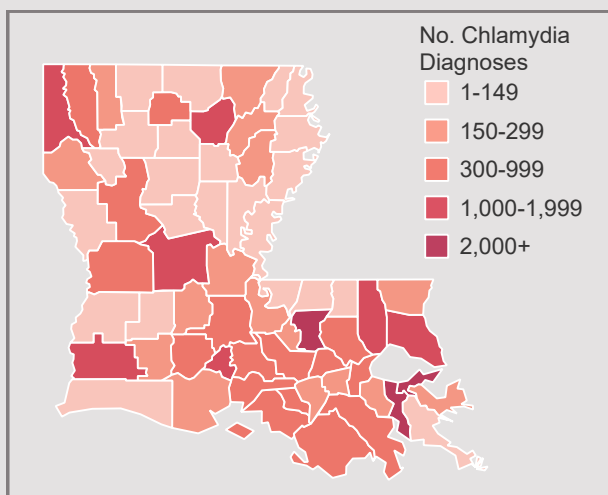
### Affected subpopulations

People of color and young females are more impacted by chlamydia than other groups. In 2021, 38% of chlamydia diagnoses were among Black females 10-29 years-old.



### Geographic distribution

In 2021, the highest number of chlamydia diagnoses were in East Baton Rouge (14%), Orleans (13%), & Jefferson (9%) parishes.



### Chlamydia Screening and Treatment Guidelines

#### Screening Recommendations:

All sexually active women and pregnant women, under 25 years of age, and sexually active women and pregnant women, 25 years of age and older, if at increased risk.

At least annually for sexually active gay and bisexual men (GBM).

#### Treatment:

Adults and adolescents:

Recommended: Doxycycline 100 mg orally 2x/day for 7 days

Alternatives: Azithromycin 1 gm orally in a single dose OR Levofloxacin 500 mg orally 1x/day for 7 days

Pregnancy:

Recommended: Azithromycin 1 gm orally in a single dose

Alternatives: Amoxicillin 500 mg orally 3x/day for 7 days



# Acute Hepatitis B Annual Summary - 2021

Louisiana

Acute HBV Diagnoses

36

Acute HBV Diagnosis Rate

0.8

per 100,000 population

12

acute HBV diagnoses  
reported recent injection  
drug use

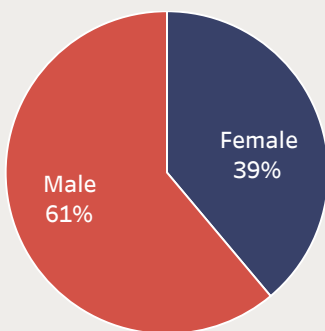
## Of the 36 acute HBV diagnoses in 2021:

61% of diagnoses were male.

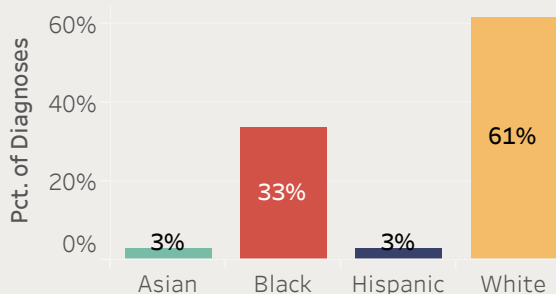
61% of diagnoses were among White people and  
33% of diagnoses were among Black people.

42% of diagnoses were  
between 40-49 years old.

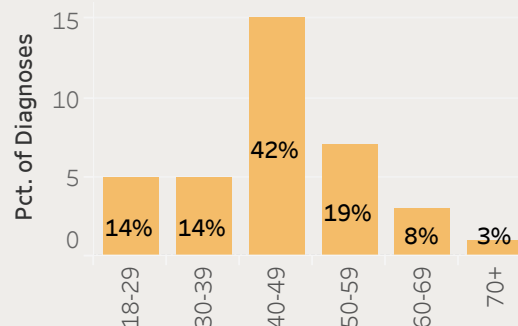
Birth Sex



Race/Ethnicity

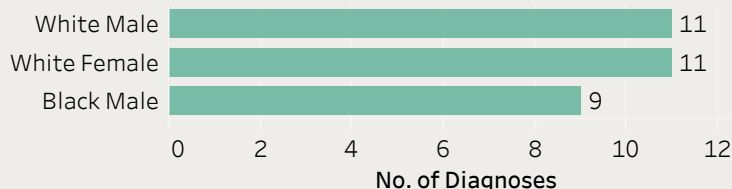


Age at Diagnosis



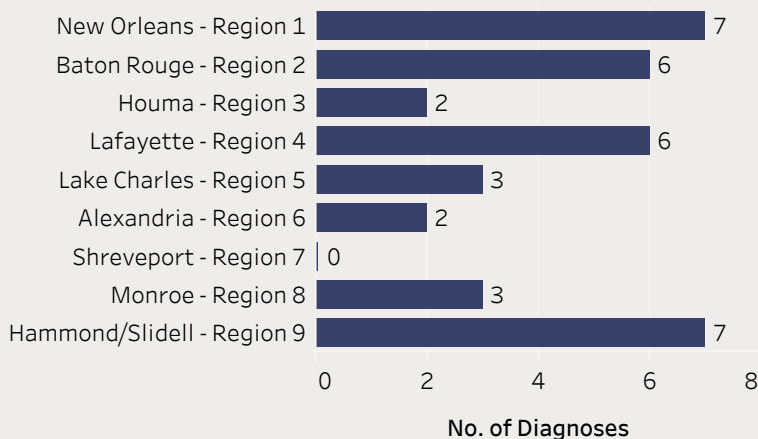
## Affected Subpopulations

White males, White females, and Black males had the highest number of acute HBV diagnoses.



## Geographic distribution

The New Orleans & Hammond/Slidell regions had the largest number of diagnoses, followed by the Baton Rouge & Lafayette regions.



## Prevention and Treatment

A safe and effective vaccine is available to prevent hepatitis B. The most common ways that hepatitis B is spread is by injection drug use and sexual contact. HBV can also be spread during childbirth if appropriate prophylaxis isn't given. Some people may clear HBV on their own, while others will progress to a long-term chronic illness. For those who progress to a chronic illness, treatment is available to prevent liver damage, but it is not curative.

**Interpreting the Data:** It is recommended that 2021 data be interpreted with caution due to the impacts of the COVID-19 pandemic.



# Chronic Hepatitis B Annual Summary - 2021

Louisiana

Chronic HBV Diagnoses

**1,161**

Chronic HBV Diagnosis Rate

**25.0**

per 100,000 population

Driven by HBV & HCV, Louisiana had the **3rd** highest rate of liver and bile duct cancers and **4th** highest rate of death from liver and bile duct cancers (2018).

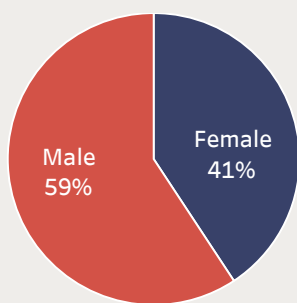
## Of the 1,161 new chronic HBV diagnoses in 2021:

59% of diagnoses were male.

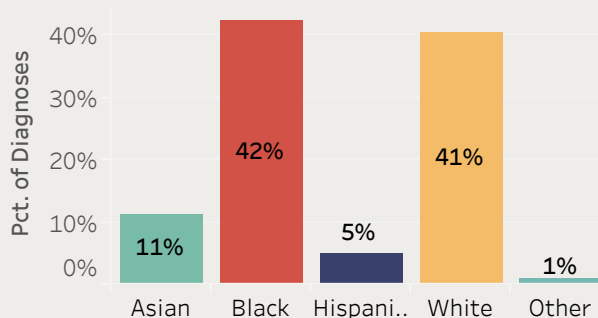
42% of diagnoses were among Black people and 41% of diagnoses among White people.

People 30-59 years old accounted for the majority of diagnoses.

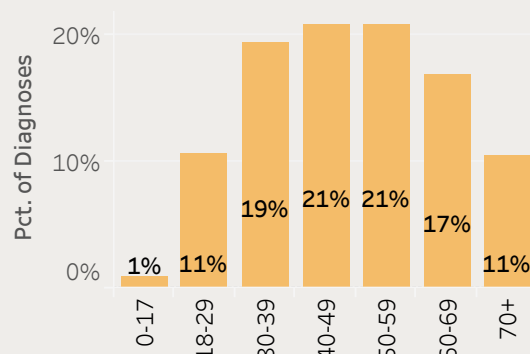
BirthSex



Race/Ethnicity

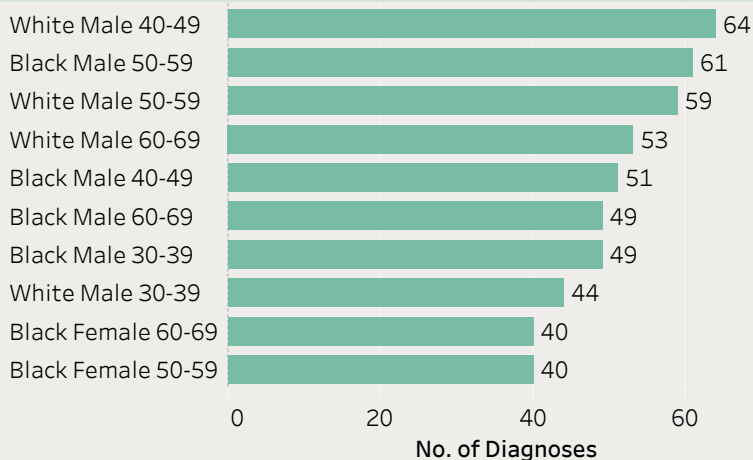


AgeGroup



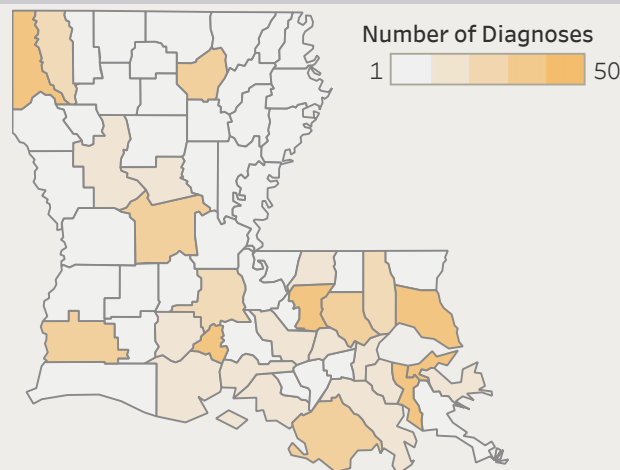
## Affected Subpopulations

White males 40-49 and Black males 50-59 had the highest number of chronic HBV diagnoses.



## Geographic distribution

East Baton Rouge, Jefferson, and Orleans Parish had the highest number of chronic HBV diagnoses.



## Prevention and Treatment

A safe and effective vaccine is available to prevent hepatitis B. The most common ways that hepatitis B is spread is by injection drug use and sexual contact. HBV can also be spread during childbirth if appropriate prophylaxis isn't given. Some people may clear HBV on their own, while others will progress to a long-term chronic illness. For those who progress to a chronic illness, treatment is available to prevent liver damage, but it is not curative.

**Interpreting the Data:** It is recommended that 2021 data be interpreted with caution due to the impacts of the COVID-19 pandemic.



# Acute Hepatitis C Annual Summary - 2021

Louisiana

Acute HCV Diagnoses

302

Acute HCV Diagnosis Rate

6.5

per 100,000 population

74

acute HCV diagnoses reported  
recent injection drug use

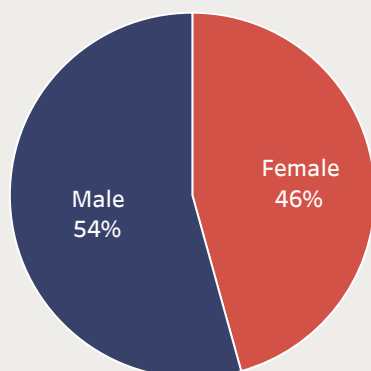
## Of the 302 acute HCV diagnoses in 2021:

54% of diagnoses were male.

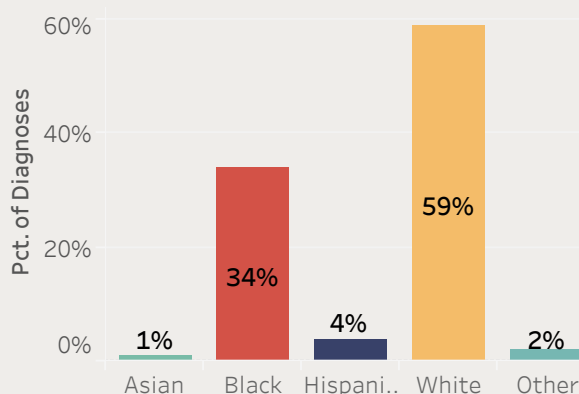
59% of diagnoses occurred in White people  
and 34% in Black people.

The majority of diagnoses were among  
people 18-39 years old.

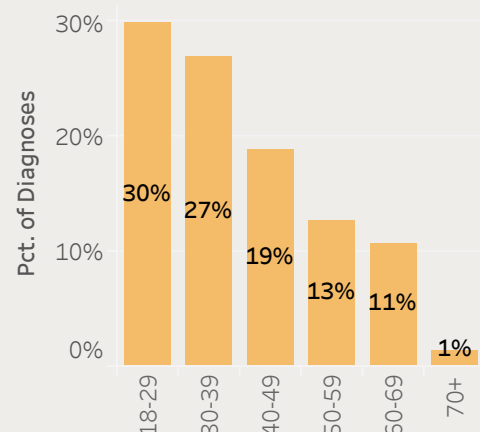
Birth Sex



Race/Ethnicity

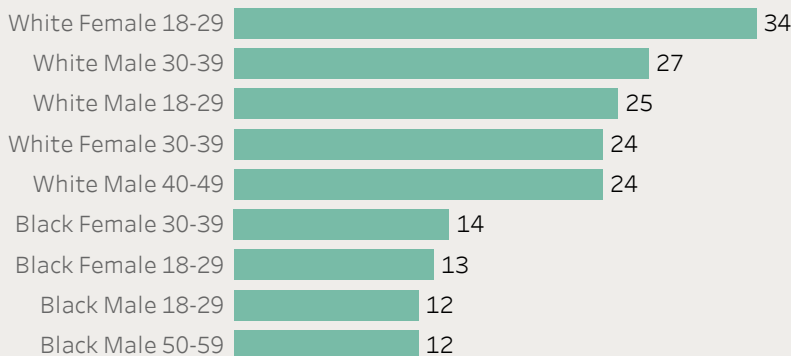


Age at Diagnosis



## Affected Subpopulations

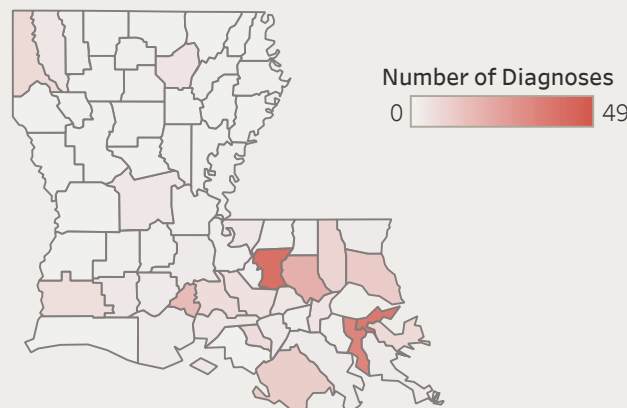
White females 18-29 and White males 30-39 had the highest number of acute HCV diagnoses.



Number of Diagnoses

## Geographic Distribution

East Baton Rouge, Orleans, and Jefferson Parishes had the highest number of new diagnoses.



## Hepatitis C: A Disease We Can Cure

The Louisiana Department of Health is committed to creating a "Hep C Free Louisiana" where hepatitis C is no longer a threat to public health, the quality of life for our citizens is improved, and health inequities related to hepatitis C are eliminated. Getting tested is the first step in eliminating HCV. CDC recommends universal testing of **ALL** adults for hepatitis C at least once in their lifetime. Visit [louisianahealthhub.org](https://louisianahealthhub.org) to find out where to get tested & treated.

Interpreting the Data: It is recommended that 2021 data be interpreted with caution due to the impacts of the COVID-19 pandemic.



# Chronic Hepatitis C Annual Summary - 2021

Louisiana

Chronic HCV Diagnoses

4,732

Chronic HCV Diagnosis Rate

101.9

per 100,000 population

Driven by HBV & HCV, Louisiana had the **3rd** highest rate of liver and bile duct cancers and **4th** highest rate of death from liver and bile duct cancers (2018).

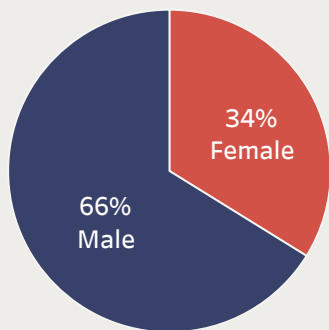
## Of the 4,732 new chronic HCV diagnoses in 2021:

Males comprised 66% of diagnoses.

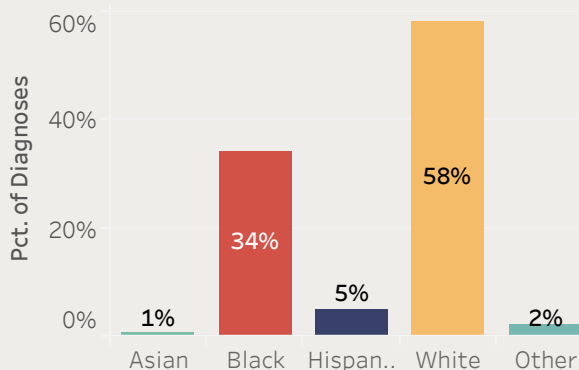
58% of diagnoses were among White people and 34% of diagnoses were among Black people

The highest percentage of diagnoses were among people 60-69 years old.

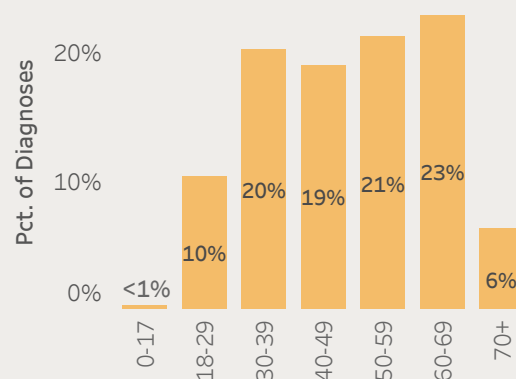
Birth Sex



Race/Ethnicity

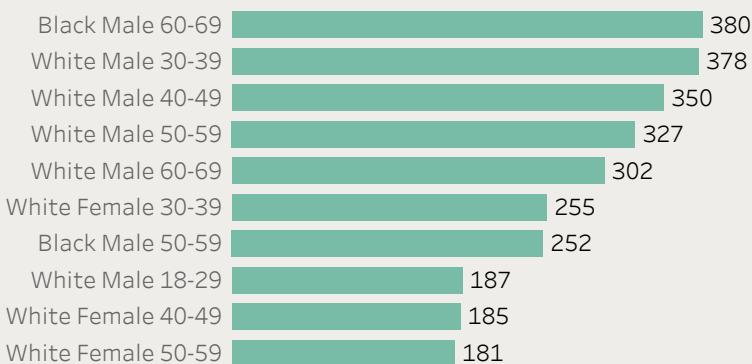


Age at Diagnosis



## Affected Subpopulations

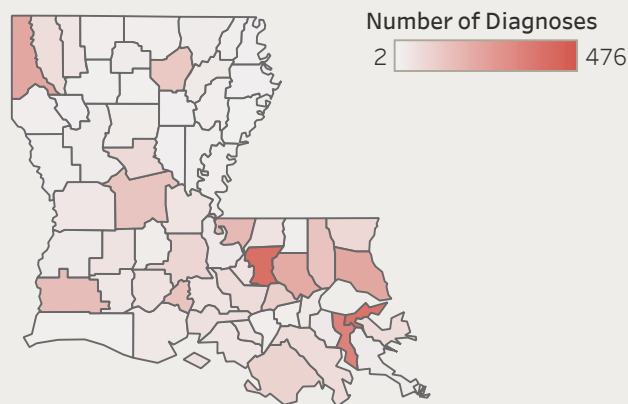
Black males 60 to 69 years old and White males 30 to 39 years old, had the highest number of diagnoses.



Number of Diagnoses

## Geographic Distribution

East Baton Rouge, Orleans, and Jefferson Parish had the highest number of diagnoses.



## Hepatitis C Testing and Treatment:

Confirmatory Test Performed 79%

had complete diagnostic testing performed

Cured/Cleared 35%

with confirmed HCV are now negative and have cleared the virus

HCV antibody testing with reflex to HCV RNA should be utilized to ensure complete diagnostic testing. Doing so, reduces the number of required healthcare visits and streamlines treatment.

A safe and effective treatment is available to cure hepatitis C. Treatment for hepatitis C is available at no cost for everyone enrolled in Medicaid and people who are incarcerated in Louisiana. Visit [louisianahealthhub.org](https://louisianahealthhub.org) to find out more.

**Interpreting the Data:** It is recommended that 2021 data be interpreted with caution due to the impacts of the COVID-19 pandemic.



## References

1. U.S. Census Bureau, 2020 Population Estimates.
2. Adolescents and STDs. Centers for Disease Control and Prevention.  
<https://www.cdc.gov/std/life-stages-populations/stdfact-teens.htm>. Published April 12, 2022. Accessed 2022.
3. Louisiana Department of Health. Louisiana State Health Assessment. MySidewalk.  
<https://dashboards.mysidewalk.com/louisiana-state-health-assessment/demographics>. Published 2021. Accessed July 2022.
4. America's Health Rankings analysis of U.S. Census Bureau, American Community Survey, United Health Foundation, AmericasHealthRankings.org, accessed 2022.
5. Current cigarette smoking among adults in the United States. Centers for Disease Control and Prevention.  
[https://www.cdc.gov/tobacco/data\\_statistics/fact\\_sheets/adult\\_data/cig\\_smoking/index.htm](https://www.cdc.gov/tobacco/data_statistics/fact_sheets/adult_data/cig_smoking/index.htm). Published March 17, 2022. Accessed July 2022.
6. Mental Health in Louisiana. National Alliance on Mental Illness.  
<https://www.nami.org/NAMI/media/NAMI-Media/StateFactSheets/LouisianaStateFactSheet.pdf>. Published 2021. Accessed July 2022.
7. Louisiana 2017-2019 Maternal and Child Health Profile. Louisiana Department of Health. *Bureau of Family Health*. <https://ldh.la.gov/page/4170>. Published April 2021. Accessed July 2022.
8. Prison Policy Initiative (2021). *Louisiana Profile*. Prison Policy Initiative | Prison Policy Initiative. Retrieved June 23, 2022, from <https://www.prisonpolicy.org/profiles/LA.html>.
9. Demographic dashboard. Louisiana Department of Public Safety & Corrections.  
<https://doc.louisiana.gov/demographic-dashboard/>. Published May 19, 2022. Accessed July 23, 2022.
10. Louisiana Health Insurance Survey. Louisiana Department of Public Health & LSU E.J. Ourso College of Business  
<https://ldh.la.gov/assets/medicaid/LHIS/2022LHIS/LouisianaHealthInsuranceSurvey2021-4.18.2022.pdf>. Published 2021. Accessed July 2022.
11. Health insurance coverage of the total population. Kaiser Family Foundation.  
<https://www.kff.org/state-category/health-coverage-uninsured>. Published November 15, 2021. Accessed July 2022.