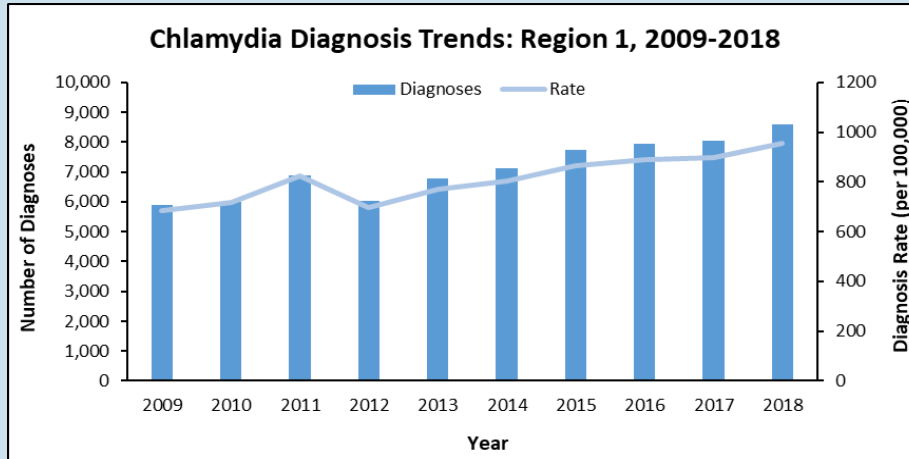




# Region 1 – New Orleans STD/HIV Update

## CHLAMYDIA—REGION 1

- In 2016, **7,942** persons were diagnosed with chlamydia for a rate of **885.2** per 100,000.
- In 2017, **8,060** persons were diagnosed with chlamydia for a rate of **893.7** per 100,000.
- In 2018, **8,599** persons were diagnosed with chlamydia for a rate of **960.6** per 100,000, a 7% rate increase from 2017.
- In 2018, Region 1 had the **highest** number of chlamydia diagnoses and the **2nd** highest diagnosis rate in Louisiana.



## CHLAMYDIA BY SEX AT BIRTH

- In 2016, **71%** of chlamydia diagnoses were among females. This proportion decreased to **67%** in 2017 and **65%** in 2018. In 2018, **35%** of chlamydia diagnoses in Region 1 were among males.

## CHLAMYDIA BY RACE/ETHNICITY

Blacks account for the majority of chlamydia diagnoses each year in Region 1. Only 40% of Region 1 is black.

- From 2016 to 2018, **73%** of chlamydia diagnoses were among blacks.
- In 2016 and 2017, **18%** of chlamydia diagnoses were among whites, increasing to **19%** in 2018.
- In 2016, **7%** of chlamydia diagnoses were among Hispanic/Latinx, increasing to **8%** in 2017 and 2018.

## CHLAMYDIA BY AGE AT DIAGNOSIS

The majority of chlamydia diagnoses in Region 1 are in persons under the age of 25.

- The proportion of diagnoses among persons under 25 was **65%** in 2016, **62%** in 2017, and **64%** in 2018.
- From 2016 to 2018, **28%** of diagnoses were among persons 25-34 years.
- The proportion of diagnoses among persons 35 and older increased from **7%** in 2016 to **9%** in 2017 and 2018.

## CHLAMYDIA BY PARISH

- From 2016 to 2018, the greatest proportion of chlamydia diagnoses and the highest diagnosis rates were in Orleans Parish. The number of diagnoses and diagnosis rates increased in all parishes from 2016 to 2018.

Chlamydia Diagnoses by Parish, Region 1, 2016 to 2018									
	2016			2017			2018		
	Diagnoses	Percent	Rate*	Diagnoses	Percent	Rate*	Diagnoses	Percent	Rate*
<b>Region 1</b>	<b>7,942</b>	<b>100%</b>	<b>885</b>	<b>8,060</b>	<b>100%</b>	<b>894</b>	<b>8,599</b>	<b>100%</b>	<b>961</b>
<b>Jefferson</b>	2,980	38%	683	3,033	38%	691	3,163	37%	729
<b>Orleans</b>	4,609	58%	1,177	4,641	58%	1,180	4,953	58%	1,267
<b>Plaquemines</b>	88	1%	375	108	1%	463	109	1%	466
<b>St. Bernard</b>	265	3%	580	278	3%	602	374	4%	800

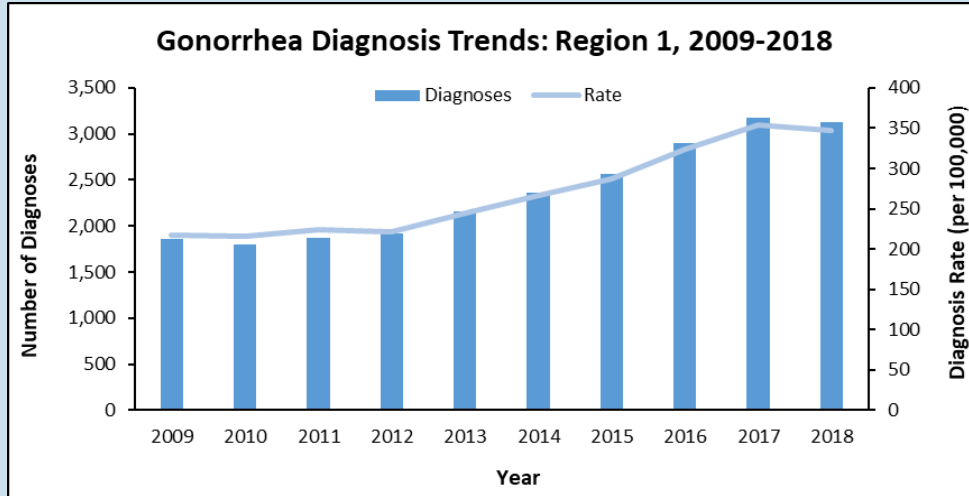
\*Rate is per 100,000



# Region 1 – New Orleans STD/HIV Update

## GONORRHEA—REGION 1

- In 2016, **2,900** persons were diagnosed with gonorrhea for a rate of **323.2** per 100,000.
- In 2017, **3,170** persons were diagnosed with gonorrhea for a rate of **351.5** per 100,000.
- In 2018, **3,124** persons were diagnosed with gonorrhea for a rate of **349.0** per 100,000, a 1% rate decrease from 2017.
- In 2018, Region 1 had the **highest** number of gonorrhea diagnoses and the **highest** diagnosis rate in Louisiana.



## GONORRHEA BY SEX AT BIRTH

- In 2016, **43%** of gonorrhea diagnoses were among females. This proportion decreased to **40%** in 2017 and to **38%** in 2018. In 2018, **62%** of gonorrhea diagnoses in Region 1 were among males.

## GONORRHEA BY RACE/ETHNICITY

Blacks account for the majority of gonorrhea diagnoses each year in Region 1. Only 40% of Region 1 is black.

- In 2016, **80%** of gonorrhea diagnoses were among blacks, decreasing to **78%** in 2017, and **77%** in 2018.
- In 2016, **16%** of gonorrhea diagnoses were among whites, increasing to **18%** in 2017 and 2018.
- In 2016, **3%** of gonorrhea diagnoses were among Hispanic/Latinx, increasing to **4%** in 2017 and 2018.

## GONORRHEA BY AGE AT DIAGNOSIS

The majority of gonorrhea diagnoses in Region 1 are in persons under the age of 25.

- The proportion of diagnoses among persons 24 and under was **54%** in 2016, **50%** in 2017, and **45%** in 2018.
- The proportion of diagnoses among persons 25-34 years was **30%** in 2016, **34%** in 2017, and **37%** in 2018.
- The proportion of diagnoses among persons 35 and older was **16%** in 2016 and 2017, increasing to **18%** in 2018.

## GONORRHEA BY PARISH

- From 2016 to 2018, the greatest proportion of gonorrhea diagnoses and highest diagnosis rates in Region 1 were in Orleans Parish. The proportion of gonorrhea diagnosis has remained stable in all parishes from 2016 to 2018.

**New Gonorrhea Diagnoses by Parish: Region 1, 2016 to 2018**

	2016			2017			2018		
	Diagnoses	Percent	Rate*	Diagnoses	Percent	Rate*	Diagnoses	Percent	Rate*
<b>Region 1</b>	<b>2,900</b>	<b>100%</b>	<b>323</b>	<b>3,170</b>	<b>100%</b>	<b>352</b>	<b>3,124</b>	<b>100%</b>	<b>349</b>
Jefferson	835	29%	191	940	30%	214	899	29%	207
Orleans	1,953	67%	499	2,112	67%	537	2,105	67%	538
Plaquemines	19	1%	81	21	1%	90	18	1%	77
St. Bernard	93	3%	204	97	3%	210	102	3%	218

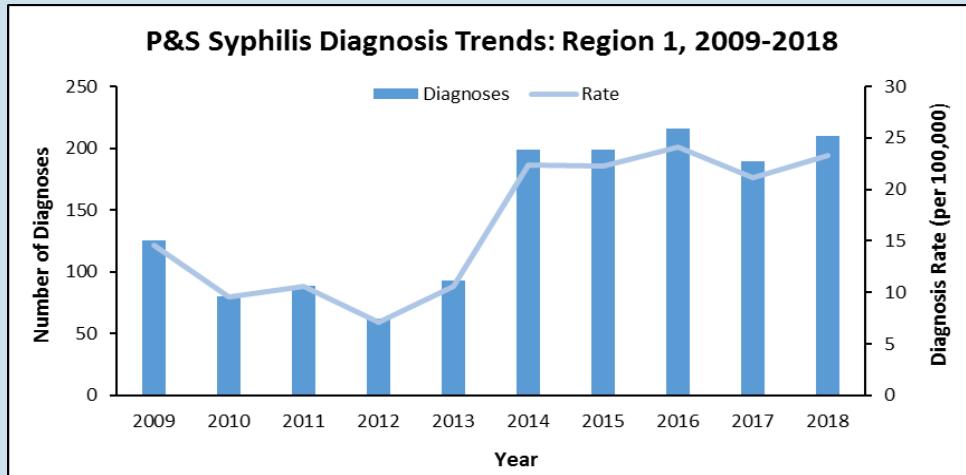
\*Rate is per 100,000



# Region 1 – New Orleans STD/HIV Update

## PRIMARY & SECONDARY SYPHILIS—REGION 1

- In 2016, **216** persons were diagnosed with P&S syphilis for a rate of **24.1** per 100,000.
- In 2017, **189** persons were diagnosed with P&S syphilis for a rate of **21.0** per 100,000.
- In 2018, **210** persons were diagnosed with P&S syphilis for a rate of **23.5** per 100,000, an 11% rate increase from 2017.
- In 2018, Region 1 had the **highest** count of P&S syphilis diagnoses and the **2nd** highest diagnosis rate in Louisiana.



## PRIMARY & SECONDARY SYPHILIS BY SEX AT BIRTH

- In 2016, **90%** of P&S syphilis diagnoses were among males. This proportion decreased to **81%** in 2017 and returned to **90%** in 2018. In 2018, **10%** of P&S syphilis diagnoses in Region 1 were among females.

## PRIMARY & SECONDARY SYPHILIS BY RACE/ETHNICITY

Blacks account for the majority of P&S syphilis diagnoses each year in Region 1. Only 40% of Region 1 is black.

- In 2016, **74%** of P&S syphilis diagnoses were among blacks, **64%** in 2017, and **56%** in 2018.
- In 2016, **24%** of P&S syphilis diagnoses were among whites, **32%** in 2017, and **37%** in 2018.
- In 2016, **2%** of P&S syphilis diagnoses were among Hispanic/Latinx, **3%** in 2017, and **5%** in 2018.

## PRIMARY & SECONDARY SYPHILIS BY AGE AT DIAGNOSIS

More than 75% of P&S syphilis diagnoses in Region 1 are among persons age 25 and older.

- The proportion of diagnoses among persons under the age of 25 decreased from **27%** in 2016, to **26%** 2017, and **23%** in 2018.
- The proportion of diagnoses among persons 25-34 years was **42%** in 2016, **43%** in 2017, and **39%** in 2018.
- The proportion of diagnoses among persons 35 and older was **31%** in 2016 and 2017, increasing to **38%** in 2018.

## PRIMARY & SECONDARY SYPHILIS BY PARISH

- From 2016 to 2018, Orleans Parish had the greatest proportion and highest diagnosis rate of P&S syphilis in Region 1. The number of diagnoses in Orleans Parish increased by **18%** from 2017 to 2018.

### New Primary & Secondary Syphilis Diagnoses by Parish: Region 1, 2016 to 2018

	2016			2017			2018		
	Diagnoses	Percent	Rate*	Diagnoses	Percent	Rate*	Diagnoses	Percent	Rate*
<b>Region 1</b>	<b>216</b>	<b>100%</b>	<b>24</b>	<b>189</b>	<b>100%</b>	<b>21</b>	<b>210</b>	<b>100%</b>	<b>24</b>
Jefferson	65	30%	15	54	29%	12	50	24%	12
Orleans	144	67%	37	131	69%	33	154	73%	39
Plaquemines	4	2%	n/a	0	0%	0	2	1%	n/a
St. Bernard	3	1%	n/a	4	2%	n/a	4	2%	n/a

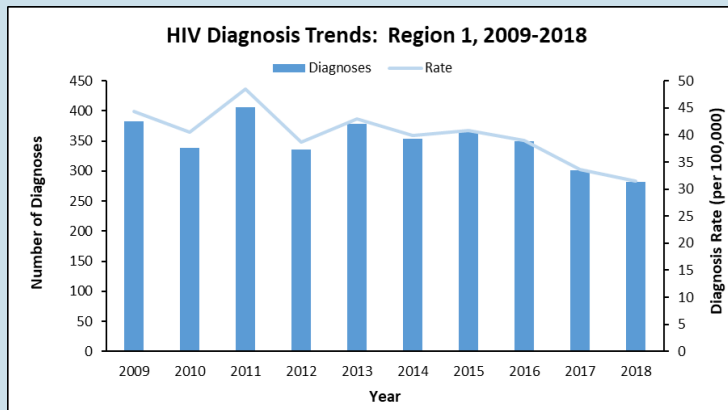
\*Rate is per 100,000. Rates are unavailable for parishes with less than 5 diagnoses.



# Region 1 – New Orleans STD/HIV Update

## NEW HIV DIAGNOSES—REGION 1

- In 2016, **350** persons were diagnosed with HIV for a rate of **39.0** per 100,000.
- In 2017, **301** persons were diagnosed with HIV for a rate of **33.5** per 100,000.
- In 2018, **282** persons were diagnosed with HIV for a rate of **31.5** per 100,000, an 6% rate decrease from 2017. In 2018, Region 1 had the **highest** number of new HIV diagnoses and the **2nd** highest diagnosis rate in Louisiana.



## NEW HIV DIAGNOSES BY SEX AT BIRTH

- In 2016, **77%** of new HIV diagnoses were among males. This proportion decreased to **74%** in 2017 and increased to **77%** in 2018. In 2018, **23%** of all new HIV diagnoses in Region 1 were among females.

## NEW HIV DIAGNOSES BY RACE/ETHNICITY

Blacks account for the majority of new HIV diagnoses each year in Region 1. Only 40% of Region 1 is black.

- In 2016, **72%** of new HIV diagnoses were among blacks, **70%** in 2017, and **68%** in 2018.
- In 2016, **19%** of new HIV diagnoses were among whites, **17%** in 2017, and **20%** in 2018.
- In 2016, **9%** of new HIV diagnoses were among Hispanic/Latinx, **12%** in 2017, and **11%** in 2018.

## NEW HIV DIAGNOSES BY AGE AT DIAGNOSIS

From 2016 to 2018, the majority of new HIV diagnoses in Region 1 were among persons 15-34 years old.

- The proportion of diagnoses among persons under the age of 25 was **27%** in 2016, **22%** in 2017, **24%** in 2018.
- The proportion of diagnoses among persons 25-34 years was **34%** in 2016, **39%** in 2017, **38%** in 2018.
- The proportion of diagnoses among persons 35-44 years was **17%** in 2016, **20%** in 2017, **18%** in 2018.
- The proportion of diagnoses among persons 45 and older was **22%** in 2016, **19%** in 2017, **20%** in 2018.

## NEW HIV DIAGNOSES BY PARISH

- From 2016 to 2018, the greatest proportion of new HIV diagnoses and the highest HIV diagnosis rate were in Orleans Parish.

### New HIV Diagnoses by Parish: Region 1, 2016 to 2018

	2016			2017			2018		
	Diagnoses	Percent	Rate*	Diagnoses	Percent	Rate*	Diagnoses	Percent	Rate*
<b>Region 1</b>	<b>350</b>	<b>100%</b>	<b>39</b>	<b>301</b>	<b>100%</b>	<b>34</b>	<b>282</b>	<b>100%</b>	<b>32</b>
Jefferson	108	31%	25	103	34%	24	98	35%	23
Orleans	236	67%	60	188	62%	48	178	63%	46
Plaquemines	1	<1%	n/a	4	1%	n/a	0	0%	0
St. Bernard	5	1%	11	6	2%	13	6	2%	13

In 2018, Louisiana ranked 3rd in the nation for Congenital Syphilis rates, 2nd for Chlamydia rates, 7th for Primary and Secondary Syphilis rates, and 5th for Gonorrhea rates. In 2017, Louisiana ranked 4th for HIV rates and 3rd for AIDS rates in the US.

\*Rate is per 100,000. Rates are unavailable for parishes with less than 5 diagnoses.