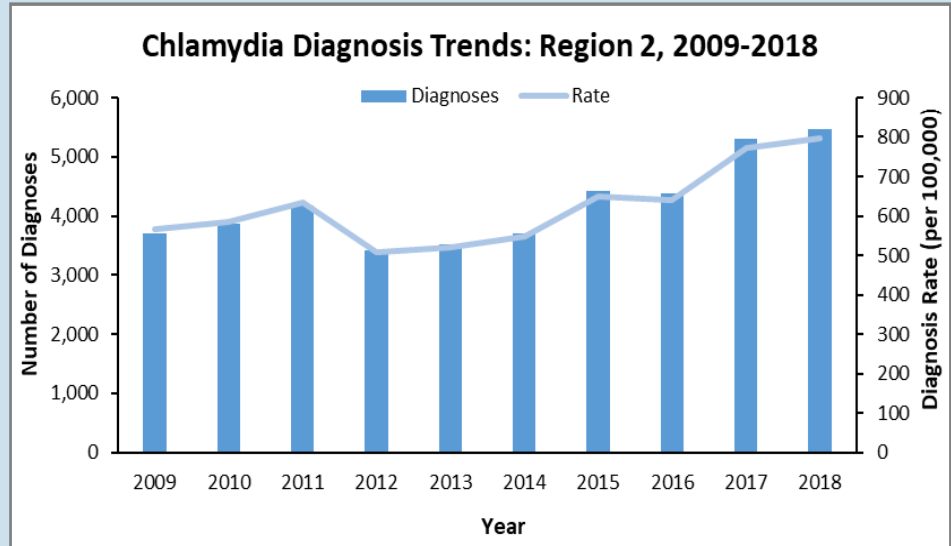




# Region 2 – Baton Rouge STD/HIV Update

## CHLAMYDIA—REGION 2

- In 2016, **4,370** persons were diagnosed with chlamydia for a rate of **638.4** per 100,000.
- In 2017, **5,296** persons were diagnosed with chlamydia for a rate of **772.5** per 100,000.
- In 2018, **5,460** persons were diagnosed with chlamydia for a rate of **801.2** per 100,000 a 4% rate increase from 2017.
- In 2018, Region 2 had the **2nd** highest number of chlamydia diagnoses and the **4th** highest diagnosis rate in Louisiana.



## CHLAMYDIA BY SEX AT BIRTH

- In 2016, **68%** of chlamydia diagnoses were among females. This proportion increased to **71%** in 2017 and decreased to **69%** in 2018. In 2018, **31%** of chlamydia diagnoses in Region 2 were among males.

## CHLAMYDIA BY RACE/ETHNICITY

Blacks account for the majority of chlamydia diagnoses each year in Region 2. Only 41% of Region 2 is black.

- In 2016, **78%** of chlamydia diagnoses were among blacks, **76%** in 2017, and **77%** in 2018.
- In 2016, **18%** of chlamydia diagnoses were among whites, **20%** in 2017, and **19%** in 2018.
- In 2016, **2%** of chlamydia diagnoses were among Hispanic/Latinx, **4%** in 2017, and **3%** in 2018.

## CHLAMYDIA BY AGE AT DIAGNOSIS

The majority of Region 2 chlamydia diagnoses are in persons under the age of 25.

- The proportion of diagnoses among persons 24 and under was **71%** in 2016, **70%** in 2017, and **69%** in 2018.
- The proportion of diagnoses among persons 25-34 years was **22%** in 2016, **23%** in 2017, and **25%** in 2018.
- The proportion of diagnoses among persons 35 and older was **7%** from 2016 to 2018.

## CHLAMYDIA BY PARISH

- From 2016 to 2018, the greatest proportion of chlamydia diagnoses was in East Baton Rouge Parish. In 2016 and 2017, the greatest diagnosis rate was in East Baton Rouge Parish and in 2018 was in Iberville Parish.

Chlamydia Diagnoses by Parish, Region 2, 2016 to 2018

	2016			2017			2018		
	Diagnoses	Percent	Rate*	Diagnoses	Percent	Rate*	Diagnoses	Percent	Rate*
<b>Region 2</b>	<b>4,370</b>	<b>100%</b>	<b>638</b>	<b>5,296</b>	<b>100%</b>	<b>773</b>	<b>5,460</b>	<b>100%</b>	<b>801</b>
Ascension	472	11%	388	563	11%	458	623	11%	500
East Baton Rouge	3,270	75%	731	4,058	77%	909	4,024	74%	913
East Feliciana	111	3%	564	112	2%	577	141	3%	730
Iberville	199	5%	604	237	4%	718	312	6%	954
Pointe Coupee	114	3%	514	142	3%	638	130	3%	593
West Baton Rouge	144	3%	558	150	3%	571	180	3%	681
West Feliciana	60	1%	391	34	1%	221	50	1%	323

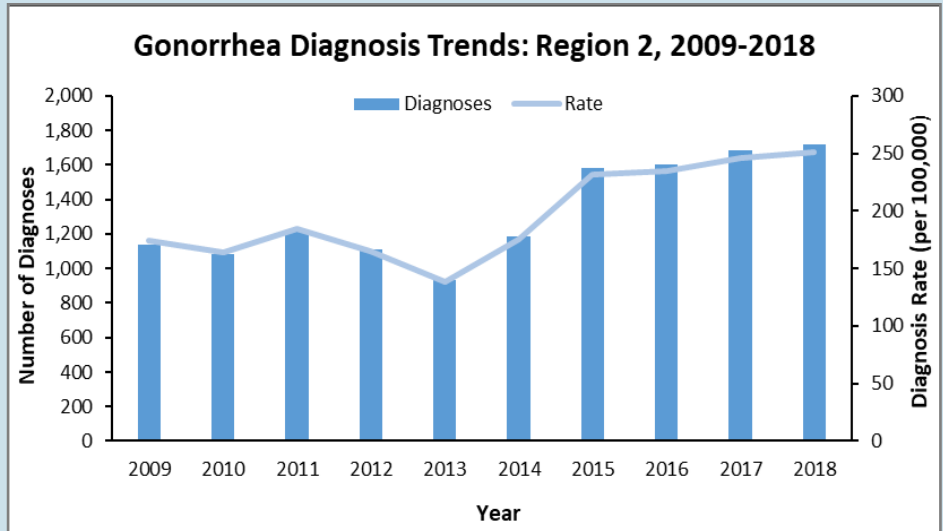
\*Rate is per 100,000



# Region 2 – Baton Rouge STD/HIV Update

## GONORRHEA—REGION 2

- In 2016, **1,600** persons were diagnosed with gonorrhea for a rate of **233.7** per 100,000.
- In 2017, **1,683** persons were diagnosed with gonorrhea for a rate of **245.5** per 100,000.
- In 2018, **1,718** persons were diagnosed with gonorrhea for a rate of **252.1** per 100,000, a 3% rate increase from 2017.
- In 2018, Region 2 had the **2nd** highest number of gonorrhea diagnoses and the **5th** highest diagnosis rate in Louisiana.



## GONORRHEA BY SEX AT BIRTH

- In 2016, **46%** of gonorrhea diagnoses were among females. This proportion increased to **48%** in 2017 and **49%** in 2018. In 2018, **51%** of gonorrhea diagnoses in Region 2 were among males.

## GONORRHEA BY RACE/ETHNICITY

Blacks account for the majority of gonorrhea diagnoses each year in Region 2. Only 41% of Region 2 is black.

- In 2016, **86%** of gonorrhea diagnoses were among blacks, **87%** in 2017, and **86%** in 2018.
- In 2016, **13%** of gonorrhea diagnoses were among whites, **11%** in 2017, and **13%** in 2018.
- From 2016 to 2018, **1%** of gonorrhea diagnoses were among Hispanic/Latinx.

## GONORRHEA BY AGE AT DIAGNOSIS

The majority of gonorrhea diagnoses in Region 2 are in persons under the age of 25.

- The proportion of diagnoses among persons 24 and under decreased from **60%** in 2016 and 2017 to **55%** in 2018.
- The proportion of diagnoses among persons 25-34 years increased from **26%** in 2016 and 2017 to **31%** in 2018.
- From 2016 to 2018, the proportion of diagnoses among persons 35 and older was **14%**.

## GONORRHEA BY PARISH

- From 2016 to 2018, the greatest proportion of gonorrhea diagnoses and highest diagnosis rate was in East Baton Rouge Parish. The number of diagnosis and diagnosis rates have increased every year in East Baton Rouge Parish.

Gonorrhea Diagnoses by Parish, Region 2, 2016 to 2018

	2016			2017			2018		
	Diagnoses	Percent	Rate*	Diagnoses	Percent	Rate*	Diagnoses	Percent	Rate*
<b>Region 2</b>	<b>1,600</b>	<b>100%</b>	<b>234</b>	<b>1,683</b>	<b>100%</b>	<b>246</b>	<b>1,718</b>	<b>100%</b>	<b>252</b>
Ascension	136	9%	112	113	7%	92	124	7%	99
East Baton Rouge	1,284	80%	287	1,389	83%	311	1,417	82%	331
East Feliciana	28	2%	142	33	2%	170	33	2%	171
Iberville	65	4%	197	63	4%	191	61	4%	186
Pointe Coupee	23	1%	104	35	2%	157	29	2%	132
West Baton Rouge	49	3%	190	39	2%	148	45	3%	170
West Feliciana	15	1%	98	11	1%	72	9	1%	58

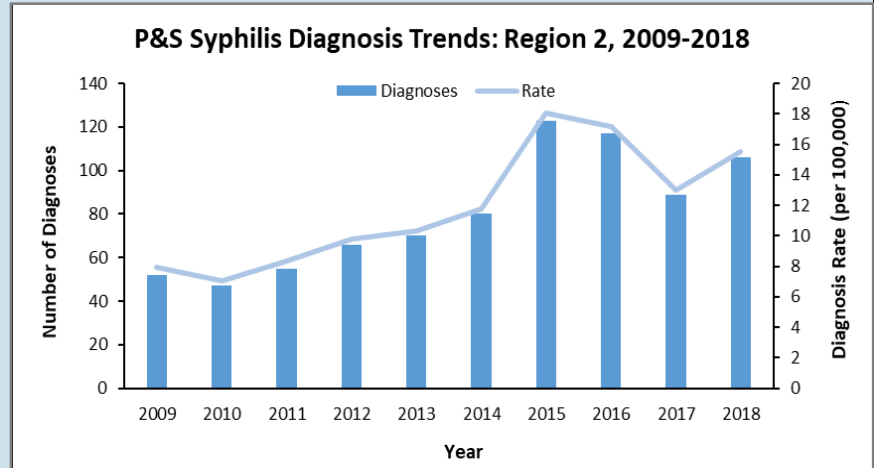
\*Rate is per 100,000



# Region 2 – Baton Rouge STD/HIV Update

## PRIMARY & SECONDARY SYPHILIS—REGION 2

- In 2016, **117** persons were diagnosed with P&S syphilis for a rate of **17.1** per 100,000.
- In 2017, **90** persons were diagnosed with P&S syphilis for a rate of **13.1** per 100,000.
- In 2018, **106** persons were diagnosed with P&S syphilis for a rate of **15.6** per 100,000, a 20% rate increase from 2017.
- In 2018, Region 2 had the **2nd** highest number of P&S syphilis diagnoses and the **5th** highest diagnosis rate in Louisiana.



## PRIMARY & SECONDARY SYPHILIS BY SEX AT BIRTH

- In 2016, **77%** of P&S syphilis diagnoses were among males. This proportion increased to **78%** in 2017 and decreased to **76%** in 2018. In 2018, **24%** of P&S syphilis diagnoses in Region 2 were among females.

## PRIMARY & SECONDARY SYPHILIS BY RACE/ETHNICITY

Blacks account for the majority of P&S syphilis diagnoses each year in Region 2. Only 41% of Region 2 is black.

- In 2016, **87%** of P&S syphilis diagnoses were among blacks; **80%** in 2017, and **74%** in 2018.
- In 2016, **13%** of P&S syphilis diagnoses were among whites; **18%** in 2017, and **25%** in 2018.
- In 2016, there were **zero** P&S syphilis diagnoses reported among Hispanic/Latinx. In 2017, **1%** of diagnoses were among Hispanic/Latinx, increasing to **2%** in 2018.

## PRIMARY & SECONDARY SYPHILIS BY AGE AT DIAGNOSIS

The majority of P&S syphilis diagnoses in Region 2 are among persons age 25 and older.

- The proportion of diagnoses among persons under the age of 25 was **42%** in 2016, **33%** in 2017, and **37%** in 2018.
- The proportion of diagnoses among persons 25-34 years was **38%** in 2016, **39%** in 2017, and **42%** in 2018.
- The proportion of diagnoses among persons 35 and older was **20%** in 2016, **28%** in 2017, and **21%** in 2018.

## PRIMARY & SECONDARY SYPHILIS BY PARISH

- From 2016 to 2018, the greatest proportion and the highest diagnosis rate of P&S syphilis was in East Baton Rouge Parish.

### P&S Syphilis Diagnoses by Parish, Region 2, 2016 to 2018

	2016			2017			2018		
	Diagnoses	Percent	Rate*	Diagnoses	Percent	Rate*	Diagnoses	Percent	Rate*
<b>Region 2</b>	<b>117</b>	<b>100%</b>	<b>17</b>	<b>90</b>	<b>100%</b>	<b>13</b>	<b>106</b>	<b>100%</b>	<b>16</b>
Ascension	3	3%	n/a	9	10%	7	7	7%	6
East Baton Rouge	98	84%	22	72	81%	16	86	81%	20
East Feliciana	3	3%	n/a	0	0%	0	0	0%	0
Iberville	2	2%	n/a	4	4%	n/a	6	6%	18
Pointe Coupee	3	3%	n/a	0	0%	0	2	2%	n/a
West Baton Rouge	8	7%	31	3	3%	n/a	5	5%	19
West Feliciana	0	0%	0	2	2%	n/a	0	0%	0

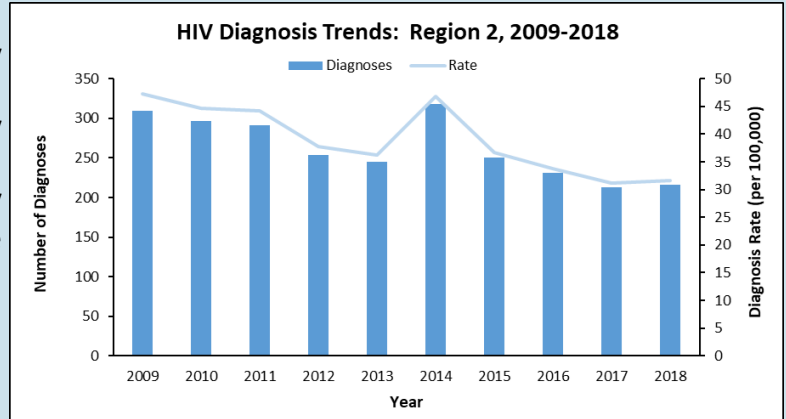
\*Rate is per 100,000. Rates are unavailable for parishes with less than 5 diagnoses.



# Region 2 – Baton Rouge STD/HIV Update

## NEW HIV DIAGNOSES—REGION 2

- In 2016, **231** persons were diagnosed with HIV for a rate of **33.7** per 100,000.
- In 2017, **213** persons were diagnosed with HIV for a rate of **31.1** per 100,000.
- In 2018, **216** persons were diagnosed with HIV for a rate of **31.7** per 100,000, a 2% rate increase from 2017.
- In 2018, Region 2 had the **2nd** highest number of new HIV diagnoses and the **highest** HIV diagnosis rate in Louisiana.



## NEW HIV DIAGNOSES BY SEX AT BIRTH

- In 2016, **70%** of new HIV diagnoses were among males. This proportion increased to **74%** in 2017 and decreased to **69%** in 2018. In 2018, **31%** of all new HIV diagnoses in Region 2 were among females.

## NEW HIV DIAGNOSES BY RACE/ETHNICITY

Blacks account for over 80% of new HIV diagnoses each year in Region 2. Only 41% of Region 2 is black.

- In 2016, **82%** of new HIV diagnoses were among blacks, **85%** in 2017, and **88%** in 2018.
- In 2016, **12%** of new HIV diagnoses were among whites, **11%** in 2017, and **9%** in 2018.
- In 2016, **6%** of new HIV diagnoses were among Hispanic/Latinx, **3%** in 2017, and **1%** in 2018.

## NEW HIV DIAGNOSES BY AGE AT DIAGNOSIS

From 2016 to 2018, the majority of new HIV diagnoses in Region 2 were among persons 15-34 years old.

- The proportion of diagnoses among persons under the age of 25 was **22%** in 2016, **22%** in 2017, **19%** in 2018.
- The proportion of diagnoses among persons 25-34 years was **34%** in 2016, **39%** in 2017, **33%** in 2018.
- The proportion of diagnoses among persons 35-44 years was **22%** in 2016, **15%** in 2017, **23%** in 2018.
- The proportion of diagnoses among persons 45 and older was **22%** in 2016, **24%** in 2017, **25%** in 2018.

## NEW HIV DIAGNOSES BY PARISH

- In 2018, the greatest proportion of new HIV diagnoses and the highest HIV diagnosis rate were in East Baton Rouge Parish.

New HIV Diagnoses by Parish, Region 2, 2016 to 2018

	2016			2017			2018		
	Diagnoses	Percent	Rate*	Diagnoses	Percent	Rate*	Diagnoses	Percent	Rate*
<b>Region 2</b>	<b>231</b>	<b>100%</b>	<b>34</b>	<b>213</b>	<b>100%</b>	<b>31</b>	<b>216</b>	<b>100%</b>	<b>32</b>
Ascension	16	7%	13	9	4%	7	11	5%	9
East Baton Rouge	182	79%	41	169	79%	38	178	82%	40
East Feliciana	7	3%	36	5	2%	25	4	2%	n/a
Iberville	12	5%	36	16	8%	49	7	3%	21
Pointe Coupee	4	2%	n/a	1	<1%	n/a	6	3%	27
West Baton Rouge	8	3%	31	9	4%	35	7	3%	27
West Feliciana	2	1%	n/a	4	2%	n/a	3	1%	n/a

In 2018, Louisiana ranked 3rd in the nation for Congenital Syphilis rates, 2nd for Chlamydia rates, 7th for Primary and Secondary Syphilis rates, and 5th for Gonorrhea rates. In 2017, Louisiana ranked 4th for HIV rates and 3rd for AIDS rates in the US.

\*Rate is per 100,000. Rates are unavailable for parishes with less than 5 diagnoses.