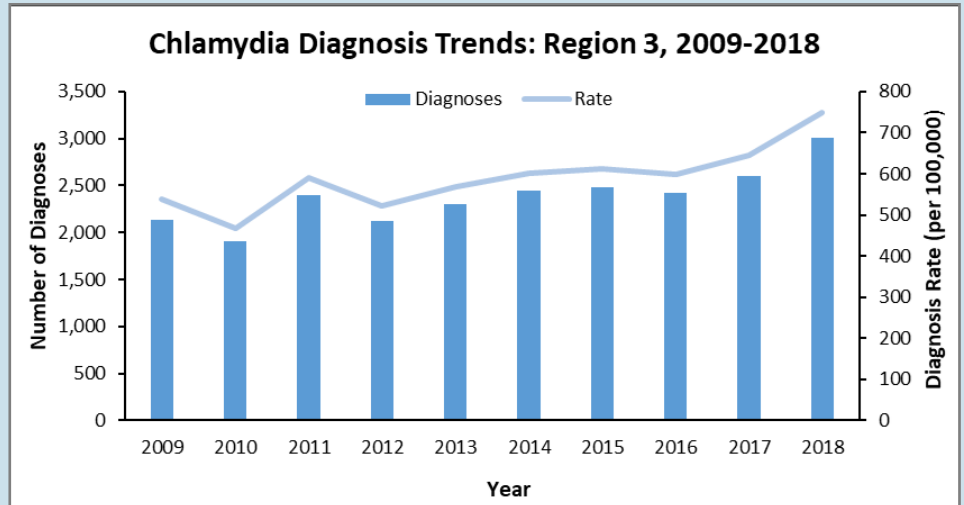




Region 3 – Houma STD/HIV Update

CHLAMYDIA—REGION 3

- In 2016, **2,425** persons were diagnosed with chlamydia for a rate of **599.6** per 100,000.
- In 2017, **2,604** persons were diagnosed with chlamydia for a rate of **648.5** per 100,000.
- In 2018, **3,002** persons were diagnosed with chlamydia for a rate of **753.7** per 100,000, a 17% rate increase from 2017.
- In 2018, Region 3 had the **7th** highest number of chlamydia diagnoses and the **5th** highest diagnosis rate in Louisiana.



CHLAMYDIA BY SEX AT BIRTH

- In 2016, **74%** of chlamydia diagnoses were among females, decreasing to **73%** in 2017 and **71%** in 2018. In 2018, **29%** of chlamydia diagnoses in Region 3 were among males.

CHLAMYDIA BY RACE/ETHNICITY

Blacks account for over 60% of chlamydia diagnoses each year in Region 3. Only 26% of Region 3 is black.

- In 2016, **62%** of chlamydia diagnoses were among blacks, **61%** in 2017, and **62%** in 2018.
- In 2016, **31%** of chlamydia diagnoses were among whites, **33%** in 2017, and **32%** in 2018.
- In 2016, **4%** of chlamydia diagnoses were among Hispanic/Latinx, decreasing to **3%** in 2017 and 2018.

CHLAMYDIA BY AGE AT DIAGNOSIS

The majority of Region 3 chlamydia diagnoses are in persons under the age of 25.

- The proportion of diagnoses among persons 24 and under was **71%** in 2016, **70%** in 2017, and **73%** in 2018.
- The proportion of diagnoses among persons 25-34 years was **24%** in 2016 and 2017, and **21%** in 2018.
- The proportion of diagnoses among persons 35 and older was **5%** in 2016, and increasing to **6%** in 2017 and 2018.

CHLAMYDIA BY PARISH

- From 2016 to 2018, the greatest proportion of chlamydia diagnoses was in Terrebonne Parish. In 2016 and 2018, St. John the Baptist Parish had the highest chlamydia diagnosis rate. In 2017, St. James Parish had the highest chlamydia diagnosis rate. From 2017 to 2018, the number of diagnosis in Assumption Parish nearly doubled.

Chlamydia Diagnoses by Parish, Region 3, 2016 to 2018

	2016			2017			2018		
	Diagnoses	Percent	Rate*	Diagnoses	Percent	Rate*	Diagnoses	Percent	Rate*
Region 3	2,425	100%	600	2,604	100%	649	3,002	100%	754
Assumption	97	4%	427	94	4%	417	172	6%	771
Lafourche	447	18%	455	502	19%	510	612	20%	624
St. Charles	276	11%	522	293	11%	556	319	11%	603
St. James	161	7%	747	173	7%	808	194	6%	922
St. John the Baptist	362	15%	830	321	12%	739	434	12%	1,005
St. Mary	324	13%	622	352	14%	691	363	14%	729
Terrebonne	758	31%	669	869	33%	775	908	30%	818

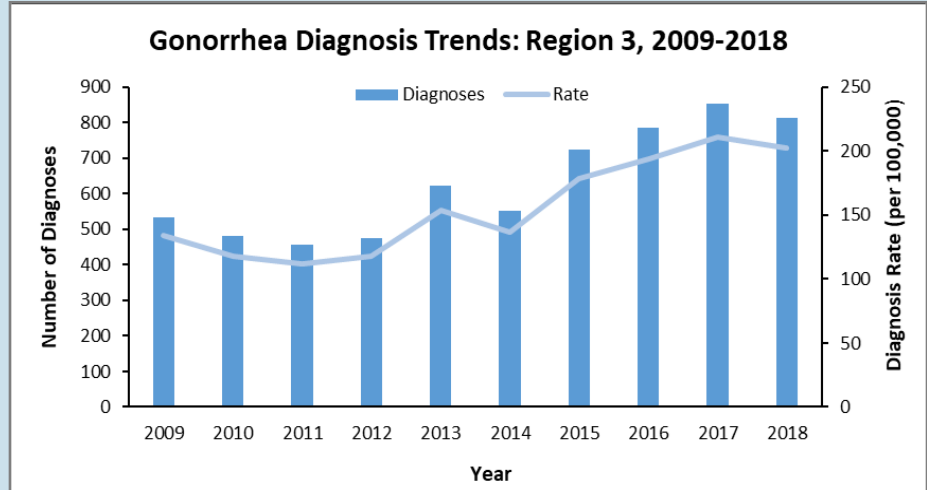
*Rate is per 100,000



Region 3 – Houma STD/HIV Update

GONORRHEA—REGION 3

- In 2016, **786** persons were diagnosed with gonorrhea for a rate of **194.4** per 100,000.
- In 2017, **853** persons were diagnosed with gonorrhea for a rate of **212.4** per 100,000.
- In 2018, **814** persons were diagnosed with gonorrhea for a rate of **204.4** per 100,000, a 3% rate decrease from 2017.
- In 2018, Region 3 had the **8th** highest number of gonorrhea diagnoses and the **6th** highest diagnosis rate in Louisiana.



GONORRHEA BY SEX AT BIRTH

- In 2016, **55%** of gonorrhea diagnoses were among females. This proportion decreased to **53%** in 2017 and 2018. In 2018, **47%** of gonorrhea diagnoses in Region 3 were among males.

GONORRHEA BY RACE/ETHNICITY

Over 60% of gonorrhea diagnoses are among blacks in Region 3. Only 26% of Region 3 is black.

- In 2016, **68%** of gonorrhea diagnoses were among blacks, **62%** in 2017, and **63%** in 2018.
- In 2016, **29%** of gonorrhea diagnoses were among whites, **36%** in 2017, and **34%** in 2018.
- From 2016 to 2018, **1%** of gonorrhea diagnoses were among Hispanic/Latinx.

GONORRHEA BY AGE AT DIAGNOSIS

The majority of gonorrhea diagnoses are among persons under the age of 25.

- The proportion of diagnoses among persons 24 and under was **60%** in 2016, **57%** in 2017, and **55%** in 2018.
- The proportion of diagnoses among persons 25-34 years was **31%** in 2016, **30%** in 2017, and **31%** in 2018.
- The proportion of diagnoses among persons 35 and older was **9%** in 2016, **13%** in 2017, and **14%** in 2018.

GONORRHEA BY PARISH

- From 2016 to 2018, the greatest proportion of gonorrhea diagnoses was in Terrebonne Parish. In 2017 and 2018, Terrebonne Parish had the highest rate of gonorrhea diagnoses. In 2016, St. John the Baptist had the highest rate of gonorrhea diagnoses in Region 3.

Gonorrhea Diagnoses by Parish, Region 3, 2016 to 2018

	2016			2017			2018		
	Diagnoses	Percent	Rate*	Diagnoses	Percent	Rate*	Diagnoses	Percent	Rate*
Region 3	786	100%	194	853	100%	212	814	100%	204
Assumption	23	3%	101	34	4%	151	35	4%	157
Lafourche	141	18%	143	159	19%	162	178	22%	181
St. Charles	95	12%	180	87	10%	165	89	11%	168
St. James	50	6%	232	40	5%	187	41	5%	195
St. John the Baptist	131	17%	300	63	7%	200	75	10%	174
St. Mary	73	9%	140	97	11%	190	84	9%	169
Terrebonne	273	35%	241	349	41%	311	312	38%	281

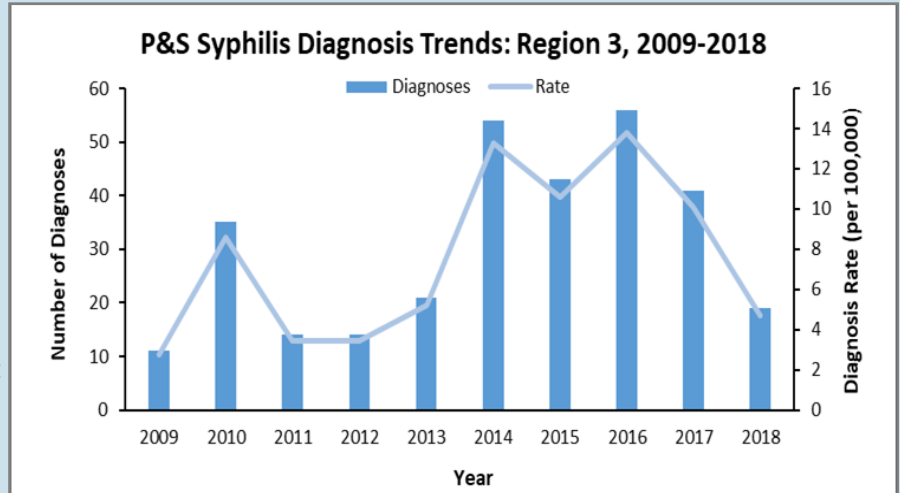
*Rate is per 100,000



Region 3 – Houma STD/HIV Update

PRIMARY & SECONDARY SYPHILIS—REGION 3

- In 2016, **56** persons were diagnosed with P&S syphilis for a rate of **13.8** per 100,000.
- In 2017, **41** persons were diagnosed with P&S syphilis for a rate of **10.2** per 100,000.
- In 2018, **19** persons were diagnosed with P&S syphilis for a rate of **4.8** per 100,000, a 52% rate decrease from 2017.
- In 2018, Region 3 had the **8th** highest number of P&S syphilis diagnoses and the **8th** highest diagnosis rate in Louisiana.



PRIMARY & SECONDARY SYPHILIS BY SEX AT BIRTH

- In 2016, **57%** of P&S syphilis diagnoses were among males. This proportion increased to **76%** in 2017 and decreased to **68%** in 2018. In 2018, **32%** of P&S syphilis diagnoses in Region 3 were among females.

PRIMARY & SECONDARY SYPHILIS BY RACE/ETHNICITY

The proportion of whites diagnosed with P&S syphilis in 2017 and 2018 was significantly higher than in 2016.

- In 2016, **59%** of P&S syphilis diagnoses were among blacks, decreasing to **46%** in 2017 and increasing to **53%** in 2018.
- In 2016, **34%** of P&S syphilis diagnoses were among whites, **49%** in 2017, and **47%** in 2018.

PRIMARY & SECONDARY SYPHILIS BY AGE AT DIAGNOSIS

The majority of P&S syphilis diagnoses in Region 3 are among persons age 25 and older.

- The proportion of diagnoses among persons under the age of 25 was **52%** in 2016, decreasing to **34%** in 2017, and **21%** in 2018.
- The proportion of diagnoses among persons 25-34 years was **29%** in 2016, **34%** in 2017, and **53%** in 2018.
- The proportion of diagnoses among persons 35 and older was **20%** in 2016, **32%** in 2017, and **26%** in 2018.

PRIMARY & SECONDARY SYPHILIS BY PARISH

- In 2016 and 2018, Terrebonne Parish had the greatest proportion and highest diagnosis rate of P&S syphilis. In 2017, Lafourche Parish had the greatest proportion and highest diagnosis rate of P&S syphilis.

P&S Syphilis Diagnoses by Parish, Region 3, 2016 to 2018

	2016			2017			2018		
	Diagnoses	Percent	Rate*	Diagnoses	Percent	Rate*	Diagnoses	Percent	Rate*
Region 3	56	100%	14	41	100%	10	19	100%	5
Assumption	2	4%	n/a	1	2%	n/a	0	0%	0
Lafourche	13	23%	13	19	46%	19	2	11%	n/a
St. Charles	2	4%	n/a	1	2%	n/a	2	11%	n/a
St. James	4	7%	n/a	1	2%	n/a	3	16%	n/a
St. John the Baptist	6	11%	14	4	10%	n/a	4	21%	n/a
St. Mary	4	7%	n/a	4	10%	n/a	1	5%	n/a
Terrebonne	25	45%	22	11	27%	10	7	37%	6

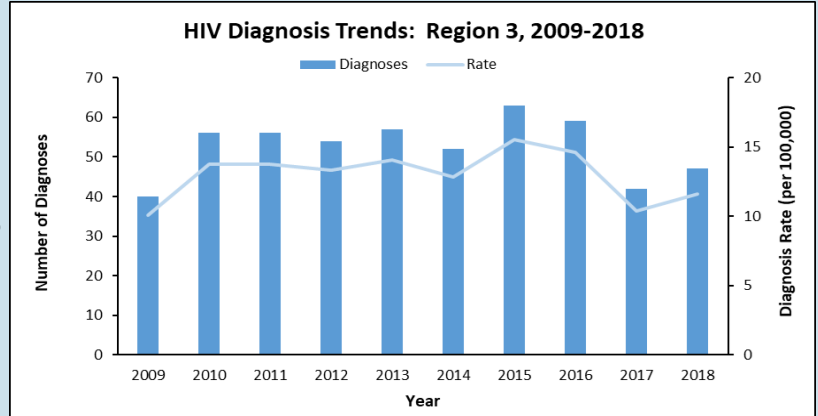
*Rate is per 100,000. Rates are unavailable for parishes with less than 5 diagnoses.



Region 3 – Houma STD/HIV Update

NEW HIV DIAGNOSES—REGION 3

- In 2016, **59** persons were diagnosed with HIV for a rate of **14.6** per 100,000.
- In 2017, **42** persons were diagnosed with HIV for a rate of **10.4** per 100,000.
- In 2018, **47** persons were diagnosed with HIV for a rate of **11.8** per 100,000, a 13% rate increase from 2017.
- In 2018, Region 3 had the **8th highest** number of new HIV diagnoses and the **8th highest** HIV diagnosis rate in Louisiana.



NEW HIV DIAGNOSES BY SEX AT BIRTH

- In 2016, **69%** of new HIV diagnoses were among males. This proportion increased to **81%** in 2017 and decreased to **72%** in 2018. In 2018, **28%** of all new HIV diagnoses in Region 3 were among females.

NEW HIV DIAGNOSES BY RACE/ETHNICITY

Blacks account for over half of new HIV diagnoses each year in Region 3. Only 29% of Region 3 is black.

- In 2016, **75%** of new HIV diagnoses were among blacks, **64%** in 2017, and **62%** in 2018.
- In 2016, **19%** of new HIV diagnoses were among whites, **26%** in 2017, and **34%** in 2018.
- In 2016, **3%** of new HIV diagnoses were among Hispanic/Latinx, **10%** in 2017, and **4%** in 2018.

NEW HIV DIAGNOSES BY AGE AT DIAGNOSIS

From 2016 to 2018, the majority of new HIV diagnoses in Region 3 were among persons 15-34 years old.

- The proportion of diagnoses among persons under the age of 25 was **34%** in 2016; **33%** in 2017; **26%** in 2018.
- The proportion of diagnoses among persons 25-34 years was **31%** in 2016, **31%** in 2017, **34%** in 2018.
- The proportion of diagnoses among persons 35-44 years was **22%** in 2016, **14%** in 2017, **21%** in 2018.
- The proportion of diagnoses among persons 45 and older was **14%** in 2016, **21%** in 2017, **19%** in 2018.

NEW HIV DIAGNOSES BY PARISH

- In 2018, the greatest proportion of new HIV diagnoses was in Terrebonne Parish. The highest rate of new HIV diagnoses was in St. James Parish.

New HIV Diagnoses by Parish, Region 3, 2016 to 2018

	2016			2017			2018		
	Diagnoses	Percent	Rate*	Diagnoses	Percent	Rate*	Diagnoses	Percent	Rate*
Region 3	59	100%	15	42	100%	10	47	100%	12
Assumption	1	2%	n/a	1	2%	n/a	4	9%	n/a
Lafourche	12	20%	12	7	17%	7	9	19%	9
St. Charles	4	7%	n/a	4	10%	n/a	3	6%	n/a
St. James	7	12%	32	5	12%	23	7	15%	33
St. John the Baptist	18	31%	41	8	19%	18	9	19%	21
St. Mary	6	10%	12	8	19%	15	5	11%	10
Terrebonne	11	19%	10	9	21%	8	10	21%	9

In 2018, Louisiana ranked 3rd in the nation for Congenital Syphilis rates, 2nd for Chlamydia rates, 7th for Primary and Secondary Syphilis rates, and 5th for Gonorrhea rates. In 2017, Louisiana ranked 4th for HIV rates and 3rd for AIDS rates in the US.

*Rate is per 100,000. Rates are unavailable for parishes with less than 5 diagnoses.