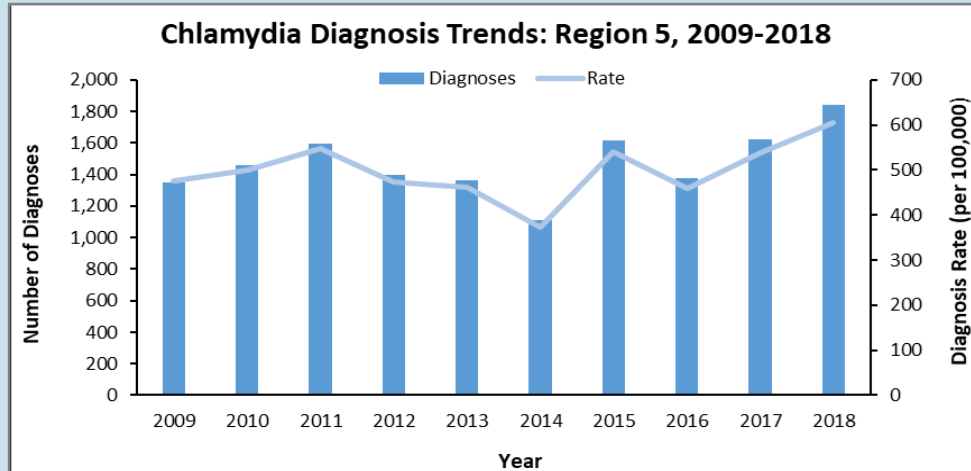




Region 5 – Lake Charles STD/HIV Update

CHLAMYDIA—REGION 5

- In 2016, **1,376** persons were diagnosed with chlamydia for a rate of **456.4** per 100,000.
- In 2017, **1,622** persons were diagnosed with chlamydia for a rate of **534.6** per 100,000.
- In 2018, **1,839** persons were diagnosed with chlamydia for a rate of **603.9** per 100,000, a 12% rate increase from 2017.
- In 2018, Region 5 had the **lowest** number of chlamydia diagnoses and the **8th** highest diagnosis rate in Louisiana.



CHLAMYDIA BY SEX AT BIRTH

- In 2016, **75%** of chlamydia diagnoses were among females. This proportion increased to **77%** in 2017 and decreased to **75%** in 2018. In 2018, **25%** of chlamydia diagnoses in Region 5 were among males.

CHLAMYDIA BY RACE/ETHNICITY

Blacks account for the majority of chlamydia diagnoses each year in Region 5. Only 22% of Region 5 is black.

- In 2016, **56%** of chlamydia diagnoses were among blacks, decreasing to **55%** in 2017 and 2018.
- In 2016, **40%** of chlamydia diagnoses were among whites, increasing to **41%** in 2017 and 2018.
- From 2016 to 2018, **3%** of chlamydia diagnoses were among Hispanic/Latinx.

CHLAMYDIA BY AGE AT DIAGNOSIS

The majority of Region 5 chlamydia diagnoses are in persons under the age of 25.

- The proportion of diagnoses among persons 24 and under was **75%** 2016, **76%** in 2017, and **71%** in 2018.
- The proportion of diagnoses among persons 25-34 years was **20%** in 2016, **19%** in 2017, and **24%** in 2018.
- The proportion of diagnoses among persons 35 and older was **5%** from 2016 to 2018.

CHLAMYDIA BY PARISH

- From 2016 to 2018, the greatest proportion of chlamydia diagnoses were in Calcasieu Parish. In 2016, Jefferson Davis Parish had the highest chlamydia diagnosis rate. In 2017 and 2018, Calcasieu Parish had the highest chlamydia diagnosis rate.

Chlamydia Diagnoses by Parish, Region 5, 2016 to 2018									
	2016			2017			2018		
	Diagnoses	Percent	Rate*	Diagnoses	Percent	Rate*	Diagnoses	Percent	Rate*
Region 5	1,376	100%	456	1,622	100%	535	1,839	100%	604
Allen	92	7%	358	102	6%	398	78	4%	305
Beauregard	129	9%	349	142	9%	385	140	8%	376
Calcasieu	987	72%	492	1,195	74%	590	1,393	76%	686
Cameron	13	1%	189	11	1%	159	18	1%	258
Jefferson Davis	155	11%	493	172	11%	546	210	11%	665

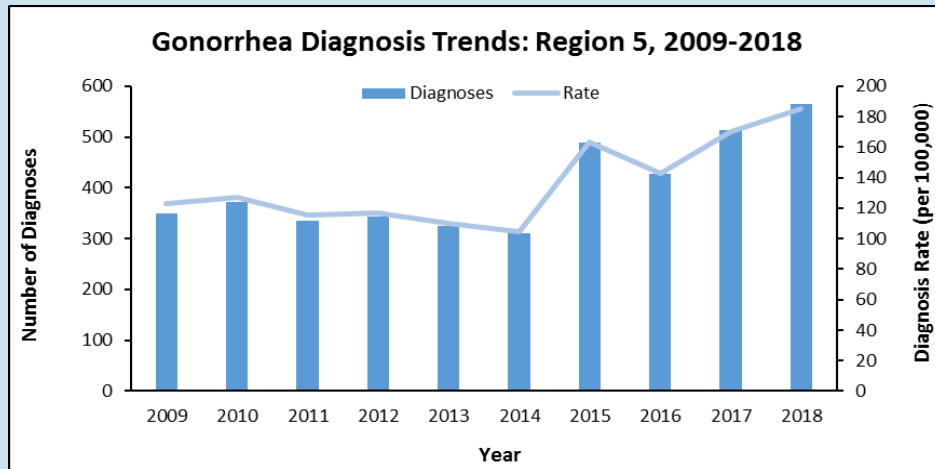
*Rate is per 100,000



Region 5 – Lake Charles STD/HIV Update

GONORRHEA—REGION 5

- In 2016, **428** persons were diagnosed with gonorrhea for a rate of **142.0** per 100,000.
- In 2017, **513** persons were diagnosed with gonorrhea for a rate of **169.1** per 100,000.
- In 2018, **564** persons were diagnosed with gonorrhea for a rate of **185.2** per 100,000, a 9% rate increase from 2017.
- In 2018, Region 5 had the **lowest** number of gonorrhea diagnoses and the **8th** highest diagnosis rate in Louisiana.



GONORRHEA BY SEX AT BIRTH

- In 2016, **55%** of gonorrhea diagnoses were among females. This proportion increased to **62%** in 2017 and decreased to **58%** in 2018. In 2018, **42%** of gonorrhea diagnoses in Region 5 were among males.

GONORRHEA BY RACE/ETHNICITY

Blacks account for the majority of gonorrhea diagnoses each year in Region 5. Only 22% of Region 5 is black.

- In 2016, **66%** of gonorrhea diagnoses were among blacks, decreasing to **65%** in 2017, and to **59%** in 2018.
- In 2016 and 2017, **33%** of gonorrhea diagnoses were among whites, increasing to **36%** in 2018.
- In 2016, **1%** of gonorrhea diagnoses were among Hispanic/Latinx, **2%** in 2017 and 2018.

GONORRHEA BY AGE AT DIAGNOSIS

The majority of gonorrhea diagnoses in Region 5 are in persons under the age of 25.

- The proportion of diagnoses among persons 24 and under was **64%** in 2016, **67%** in 2017, and **57%** in 2018.
- The proportion of diagnoses among persons 25-34 years was **27%** in 2016 and 2017, increasing to **32%** in 2018.
- The proportion of diagnoses among persons 35 and older was **9%** 2016, **6%** in 2017, and **11%** in 2018.

GONORRHEA BY PARISH

- From 2016 to 2018, the greatest proportion of gonorrhea diagnoses and the highest diagnoses rates were in Calcasieu Parish.

Gonorrhea Diagnoses by Parish, Region 5, 2016 to 2018

	2016			2017			2018		
	Diagnoses	Percent	Rate*	Diagnoses	Percent	Rate*	Diagnoses	Percent	Rate*
Region 5	428	100%	142	513	100%	169	564	100%	185
Allen	19	4%	74	29	6%	113	33	6%	129
Beauregard	23	5%	62	41	8%	111	49	9%	132
Calcasieu	338	79%	168	397	77%	196	408	72%	201
Cameron	1	1%	n/a	0	0%	0	1	0%	n/a
Jefferson Davis	47	11%	150	46	9%	146	73	13%	231

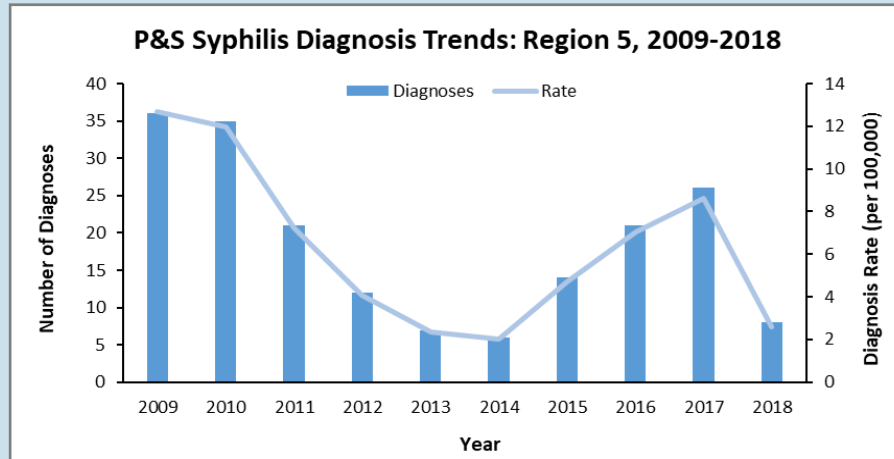
*Rate is per 100,000. Rates are unavailable for parishes with less than 5 diagnoses



Region 5 – Lake Charles STD/HIV Update

PRIMARY & SECONDARY SYPHILIS—REGION 5

- In 2016, **21** persons were diagnosed with P&S syphilis for a rate of **7.0** per 100,000.
- In 2017, **26** persons were diagnosed with P&S syphilis for a rate of **8.6** per 100,000.
- In 2018, **8** persons were diagnosed with P&S syphilis for a rate of **2.6** per 100,000, a 70% rate decrease from 2017.
- In 2018, Region 5 had the **lowest** number of P&S syphilis diagnoses and the **lowest** diagnosis rate in Louisiana.



PRIMARY & SECONDARY SYPHILIS BY SEX AT BIRTH

- In 2016, **81%** of P&S syphilis diagnoses were among males. This proportion decreased to **62%** in 2017 and to **50%** in 2018. In 2018, **50%** of P&S syphilis diagnoses in Region 5 were among females.

PRIMARY & SECONDARY SYPHILIS BY RACE/ETHNICITY

Blacks account for at least half of P&S syphilis diagnoses in Region 5. Only 22% of Region 5 is black.

- In 2016, **57%** of P&S syphilis diagnoses were among blacks, **62%** in 2017, and **75%** in 2018.
- In 2016, **43%** of P&S syphilis diagnoses were among whites, **38%** in 2017, and **25%** in 2018.

PRIMARY & SECONDARY SYPHILIS BY AGE AT DIAGNOSIS

More than half of P&S syphilis diagnoses in Region 5 are among persons age 25 and older.

- The proportion of diagnoses among persons under the age of 25 was **38%** in 2016, **27%** in 2017, and **13%** in 2018.
- The proportion of diagnoses among persons 25-34 years was **33%** in 2016, **50%** in 2017, and **25%** in 2018.
- The proportion of diagnoses among persons 35 and older was **29%** in 2016, **23%** in 2017, and **63%** in 2018.

PRIMARY & SECONDARY SYPHILIS BY PARISH

- From 2016 to 2018, Calcasieu Parish had the greatest proportion of P&S syphilis diagnoses and the highest diagnosis rate in Region 5.

P&S Syphilis Diagnoses by Parish, Region 5, 2016 to 2018

	2016			2017			2018		
	Diagnoses	Percent	Rate*	Diagnoses	Percent	Rate*	Diagnoses	Percent	Rate*
Region 5	21	100%	7	26	100%	9	8	100%	3
Allen	1	5%	n/a	1	4%	n/a	0	0%	0
Beauregard	0	0%	0	2	8%	n/a	0	0%	0
Calcasieu	17	81%	8	21	81%	10	6	75%	3
Cameron	0	0%	0	0	0%	0	0	0%	0
Jefferson Davis	3	14%	n/a	2	8%	n/a	2	25%	n/a

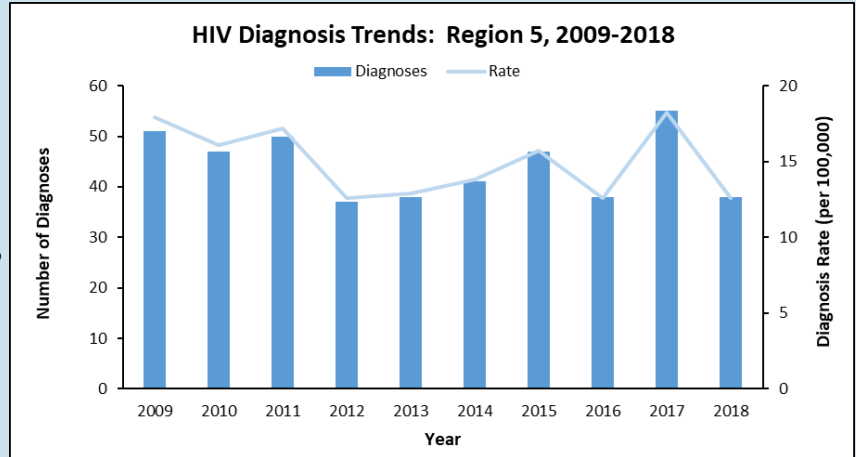
*Rate is per 100,000. Rates are unavailable for parishes with less than 5 diagnoses.



Region 5 – Lake Charles STD/HIV Update

NEW HIV DIAGNOSES—REGION 5

- In 2016, **38** persons were diagnosed with HIV for a rate of **12.6** per 100,000.
- In 2017, **55** persons were diagnosed with HIV for a rate of **18.2** per 100,000.
- In 2018, **38** persons were diagnosed with HIV for a rate of **12.5** per 100,000, a 31% rate decrease from 2017.
- In 2018, Region 5 had the **lowest** number of new HIV diagnoses and the **7th** highest HIV diagnosis rate in Louisiana.



NEW HIV DIAGNOSES BY SEX AT BIRTH

- In 2016, **89%** of new HIV diagnoses were among males. This proportion decreased to **78%** in 2017 and **74%** in 2018. In 2018, **26%** of all new HIV diagnoses in Region 5 were among females.

NEW HIV DIAGNOSES BY RACE/ETHNICITY

Blacks account for over half of the new HIV diagnoses each year in Region 5. Only 22% of Region 5 is black.

- In 2016, **61%** of new HIV diagnoses were among blacks, **51%** in 2017, and **63%** in 2018.
- In 2016, **34%** of new HIV diagnoses were among whites, **38%** in 2017, and **34%** in 2018.
- In 2016, **5%** of new HIV diagnoses were among Hispanic/Latinx, **5%** in 2017, and **3%** in 2018.

NEW HIV DIAGNOSES BY AGE AT DIAGNOSIS

In 2018, the majority of new HIV diagnoses in Region 5 were among persons 15-34 years old.

- The proportion of diagnoses among persons under the age of 25 was **32%** in 2016, **29%** in 2017, **21%** in 2018.
- The proportion of diagnoses among persons 25-34 years was **11%** in 2016, **35%** in 2017, **34%** in 2018.
- The proportion of diagnoses among persons 35-44 years was **26%** in 2016, **15%** in 2017, **21%** in 2018.
- The proportion of diagnoses among persons 45 and older was **32%** in 2016, **22%** in 2017, **24%** in 2018.

NEW HIV DIAGNOSES BY PARISH

- From 2016 to 2018, the greatest proportion of new HIV diagnoses and the highest rate of HIV diagnosis were in Calcasieu Parish.

New HIV Diagnoses by Parish, Region 5, 2016 to 2018

	2016			2017			2018		
	Diagnoses	Percent	Rate*	Diagnoses	Percent	Rate*	Diagnoses	Percent	Rate*
Region 5	38	100%	13	55	100%	18	38	100%	13
Allen	2	5%	n/a	1	2%	n/a	1	3%	n/a
Beauregard	2	5%	n/a	1	2%	n/a	0	0%	0
Calcasieu	31	82%	15	47	85%	23	34	89%	17
Cameron	0	0%	0	0	0%	0	0	0%	0
Jefferson Davis	3	8%	n/a	6	11%	19	3	8%	n/a

In 2018, Louisiana ranked 3rd in the nation for Congenital Syphilis rates, 2nd for Chlamydia rates, 7th for Primary and Secondary Syphilis rates, and 5th for Gonorrhea rates. In 2017, Louisiana ranked 4th for HIV rates and 3rd for AIDS rates in the US.

*Rate is per 100,000. Rates are unavailable for parishes with less than 5 diagnoses.