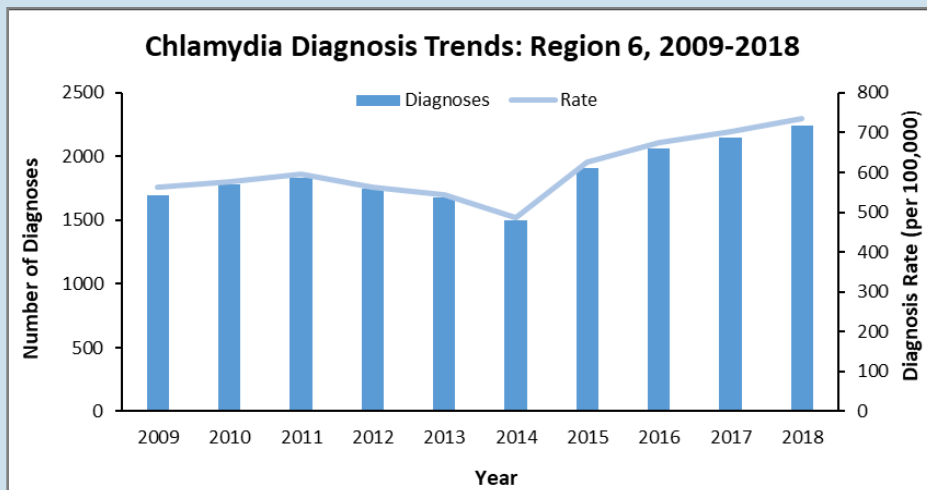




Region 6 – Alexandria STD/HIV Update

CHLAMYDIA—REGION 6

- In 2016, **2,066** persons were diagnosed with chlamydia for a rate of **675.7** per 100,000.
- In 2017, **2,148** persons were diagnosed with chlamydia for a rate of **705.0** per 100,000.
- In 2018, **2,240** persons were diagnosed with chlamydia for a rate of **745.2** per 100,000, a 6% rate increase from 2017.
- In 2018, Region 6 had the **8th** highest number of chlamydia diagnoses and the **6th** highest diagnosis rate in Louisiana.



CHLAMYDIA BY SEX AT BIRTH

- In 2016, **74%** of chlamydia diagnoses were among females. This proportion decreased to **71%** in 2017 and **70%** in 2018. In 2018, **30%** of chlamydia diagnoses in Region 6 were among males.

CHLAMYDIA BY RACE/ETHNICITY

Blacks account for the majority of chlamydia diagnoses each year in Region 6. Only 27% of Region 6 is black.

- In 2016 and 2017, **62%** of chlamydia diagnoses were among blacks, increasing to **64%** in 2018.
- In 2016, **35%** of chlamydia diagnoses were among whites, **34%** in 2017, and **33%** in 2018.
- From 2016 to 2018, **3%** of chlamydia diagnoses were among Hispanic/Latinx.

CHLAMYDIA BY AGE AT DIAGNOSIS

The majority of Region 6 chlamydia diagnoses are in persons under the age of 25.

- The proportion of diagnoses among persons 24 and under was **74%** in 2016, **75%** in 2017, and **73%** in 2018.
- The proportion of diagnoses among persons 25-34 years was **22%** in 2016, **21%** in 2017, and **22%** in 2018.
- The proportion of diagnoses among persons 35 and older was **4%** in 2016 and **5%** in 2017 and 2018.

CHLAMYDIA BY PARISH

- From 2016 to 2018, the greatest proportion of chlamydia diagnoses was in Rapides Parish. In 2016 and 2017, Rapides Parish had the highest chlamydia diagnosis rate. In 2018, Avoyelles Parish had the highest chlamydia diagnosis rate. Chlamydia diagnoses in Avoyelles Parish have increased by 46% from 2016 to 2018.

Chlamydia Diagnoses by Parish, Region 6, 2016 to 2018

	2016			2017			2018		
	Diagnoses	Percent	Rate*	Diagnoses	Percent	Rate*	Diagnoses	Percent	Rate*
Region 6	2,066	100%	676	2,148	100%	705	2,240	100%	745
Avoyelles	261	13%	635	310	14%	757	380	17%	939
Catahoula	48	2%	484	38	2%	385	63	3%	656
Concordia	120	6%	602	111	5%	559	134	6%	685
Grant	128	6%	572	122	6%	546	129	6%	574
La Salle	55	3%	365	49	2%	328	61	3%	409
Rapides	1,046	51%	790	1,044	49%	793	1,061	47%	813
Vernon	319	15%	631	369	17%	727	307	14%	628
Winn	89	4%	619	105	5%	734	105	5%	743

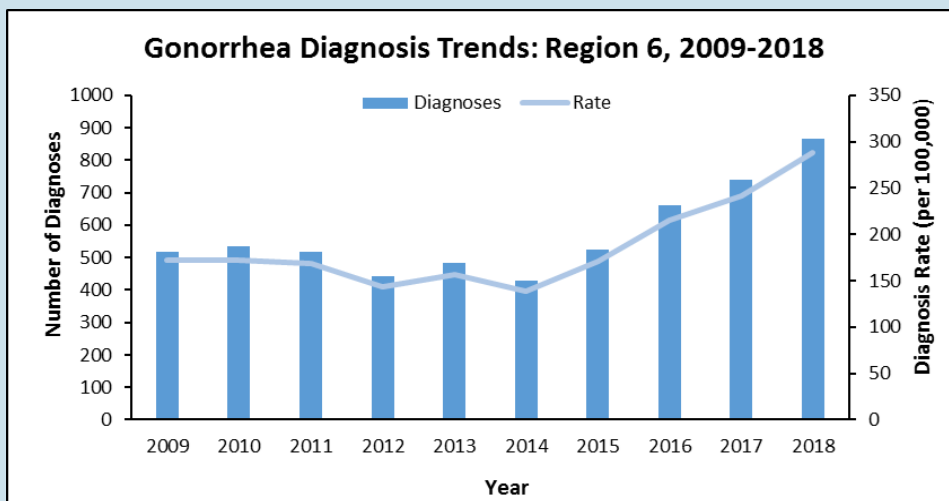
*Rate is per 100,000



Region 6 – Alexandria STD/HIV Update

GONORRHEA—REGION 6

- In 2016, **660** persons were diagnosed with gonorrhea for a rate of **215.9** per 100,000.
- In 2017, **739** persons were diagnosed with gonorrhea for a rate of **242.6** per 100,000.
- In 2018, **865** persons were diagnosed with gonorrhea for a rate of **287.8** per 100,000, a 19% rate increase from 2017.
- In 2018, Region 6 had the **7th** highest number of gonorrhea diagnoses and the **4th** highest diagnosis rate in Louisiana.



GONORRHEA BY SEX AT BIRTH

- In 2016, **53%** of gonorrhea diagnoses were among females. This proportion increased to **55%** in 2017 and decreased to **50%** in 2018. In 2018, **50%** of gonorrhea diagnoses in Region 6 were among males.

GONORRHEA BY RACE/ETHNICITY

Blacks account for the majority of gonorrhea diagnoses each year in Region 6. Only 27% of Region 6 is black.

- In 2016, **71%** of gonorrhea diagnoses were among blacks, decreasing to **68%** in 2017, and **64%** in 2018.
- In 2016, **27%** of gonorrhea diagnoses were among whites, increasing to **30%** in 2017, and **34%** in 2018.
- From 2016 to 2018, **1%** of gonorrhea diagnoses were among Hispanic/Latinx.

GONORRHEA BY AGE AT DIAGNOSIS

The majority of gonorrhea diagnoses in Region 6 are in persons under the age of 25.

- The proportion of diagnoses among persons 24 and under decreased from **65%** in 2016 to **60%** in 2018.
- The proportion of diagnoses among persons 25-34 years increased from **24%** in 2016 to **28%** in 2018.
- The proportion of diagnoses among persons 35 and older increased from **10%** in 2016 to **12%** in 2018.

GONORRHEA BY PARISH

- From 2016 to 2018, the greatest proportion of gonorrhea diagnoses was in Rapides Parish. In 2016 and 2018, Rapides Parish had the highest rate of gonorrhea diagnoses. In 2017, Avoyelles Parish had the highest gonorrhea rate.

Gonorrhea Diagnoses by Parish, Region 6, 2016 to 2018

	2016			2017			2018		
	Diagnoses	Percent	Rate*	Diagnoses	Percent	Rate*	Diagnoses	Percent	Rate*
Region 6	660	100%	216	739	100%	243	865	100%	288
Avoyelles	89	13%	216	135	18%	329	150	17%	371
Catahoula	5	1%	50	12	2%	122	12	1%	125
Concordia	37	6%	186	20	3%	101	33	4%	169
Grant	28	4%	125	26	3%	116	47	6%	209
La Salle	7	1%	47	10	1%	67	11	1%	74
Rapides	390	59%	295	404	55%	307	504	58%	386
Vernon	66	10%	131	73	10%	144	71	8%	145
Winn	38	6%	264	59	8%	412	37	4%	262

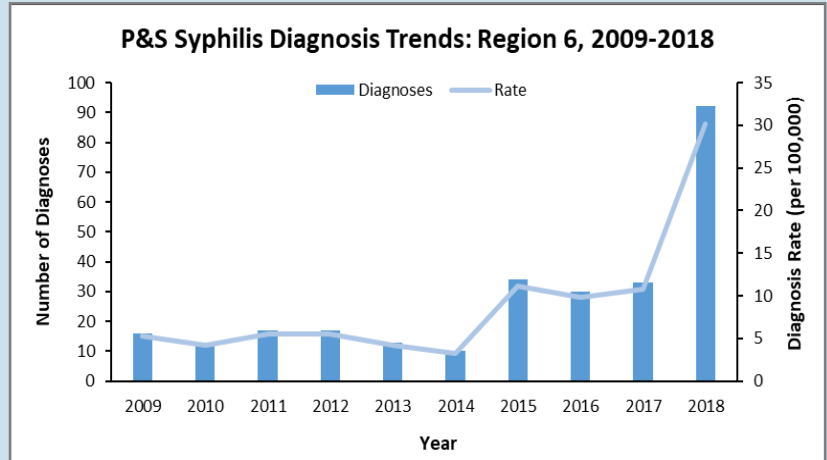
*Rate is per 100,000



Region 6 – Alexandria STD/HIV Update

PRIMARY & SECONDARY SYPHILIS—REGION 6

- In 2016, **30** persons were diagnosed with P&S syphilis for a rate of **9.8** per 100,000.
- In 2017, **33** persons were diagnosed with P&S syphilis for a rate of **10.8** per 100,000.
- In 2018, **92** persons were diagnosed with P&S syphilis for a rate of **30.6** per 100,000, a 183% rate increase from 2017.
- In 2018, Region 6 had the **3rd** highest number of P&S syphilis diagnoses and the **highest** diagnosis rate in Louisiana.



PRIMARY & SECONDARY SYPHILIS BY SEX AT BIRTH

- In 2016, **73%** of P&S syphilis diagnoses were among males. This proportion decreased to **64%** in 2017 and increased to **66%** in 2018. In 2018, **34%** of P&S syphilis diagnoses in Region 6 were among females.

PRIMARY & SECONDARY SYPHILIS BY RACE/ETHNICITY

Blacks account for the majority of P&S syphilis diagnoses in Region 6. 27% of Region 6 is black.

- In 2016, **73%** of P&S syphilis diagnoses were among blacks, **52%** in 2017, and **54%** in 2018.
- In 2016, **23%** of P&S syphilis diagnoses were among whites, **48%** in 2017, and **46%** in 2018.
- In 2016, **3%** of P&S syphilis diagnoses were among Hispanic/Latinx. There were **zero** diagnoses in 2017 and 2018.

PRIMARY & SECONDARY SYPHILIS BY AGE AT DIAGNOSIS

The age of persons newly diagnosed with P&S syphilis is increasing in Region 6.

- The proportion of diagnoses among persons under the age of 25 was **50%** in 2016, **39%** in 2017, and **20%** in 2018.
- The proportion of diagnoses among persons 25-34 years was **33%** in 2016, **36%** in 2017, and **59%** in 2018.
- The proportion of diagnoses among persons 35 and older was **17%** in 2016, **24%** in 2017, and **22%** in 2018.

PRIMARY & SECONDARY SYPHILIS BY PARISH

- From 2016 to 2018, Rapides Parish had the greatest proportion of P&S syphilis diagnoses and the highest diagnosis rate. The number of diagnoses in Rapides Parish has tripled in three years.

P&S Syphilis Diagnoses by Parish, Region 6, 2016 to 2018									
	2016			2017			2018		
	Diagnoses	Percent	Rate*	Diagnoses	Percent	Rate*	Diagnoses	Percent	Rate*
Region 6	30	100%	10	33	100%	11	92	100%	31
Avoyelles	1	3%	n/a	3	9%	n/a	6	7%	15
Catahoula	0	0%	0	0	0%	0	1	1%	n/a
Concordia	0	0%	0	1	3%	n/a	1	1%	n/a
Grant	2	7%	n/a	0	0%	0	3	3%	n/a
La Salle	0	0%	0	0	0%	0	2	2%	n/a
Rapides	24	80%	18	27	82%	21	76	82%	58
Vernon	3	10%	n/a	1	3%	n/a	3	3%	n/a
Winn	0	0%	0	1	3%	n/a	0	0%	0

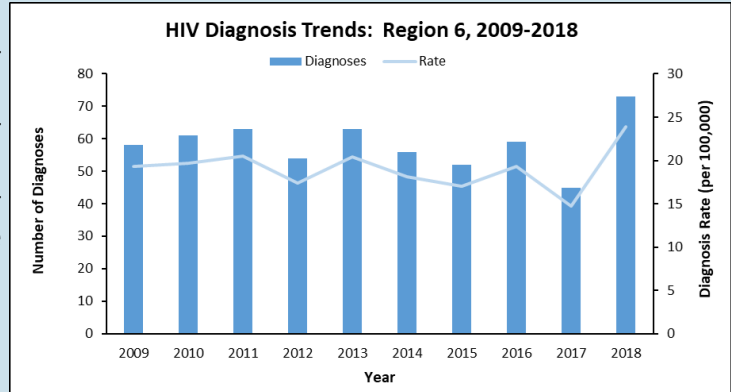
*Rate is per 100,000. Rates are unavailable for parishes with less than 5 diagnoses.



Region 6 – Alexandria STD/HIV Update

NEW HIV DIAGNOSES—REGION 6

- In 2016, **59** persons were diagnosed with HIV for a rate of **19.3** per 100,000.
- In 2017, **45** persons were diagnosed with HIV for a rate of **14.7** per 100,000.
- In 2018, **73** persons were diagnosed with HIV for a rate of **24.3** per 100,000, a 65% rate increase from 2017.
- In 2018, Region 6 had the **5th** highest number of new HIV diagnoses and the **3rd** highest HIV diagnosis rate in Louisiana.



NEW HIV DIAGNOSES BY SEX AT BIRTH

- In 2016, **75%** of new HIV diagnoses were among males. This proportion decreased to **71%** in 2017 and **70%** in 2018. In 2018, **30%** of all new HIV diagnoses in Region 6 were among females.

NEW HIV DIAGNOSES BY RACE/ETHNICITY

Blacks account for the majority of new HIV diagnoses each year in Region 6. Only 27% of Region 6 is black.

- In 2016, **61%** of new HIV diagnoses were among blacks, **47%** in 2017, and **53%** in 2018.
- In 2016, **31%** of new HIV diagnoses were among whites, **40%** in 2017, and **37%** in 2018.
- In 2016, **5%** of HIV diagnoses were among Hispanic/Latinx, **13%** in 2017, and **8%** in 2018.

NEW HIV DIAGNOSES BY AGE AT DIAGNOSIS

In 2018, the majority of new HIV diagnoses in Region 6 were among persons 25-34 years-old.

- The proportion of diagnoses among persons under the age of 25 was **17%** in 2016; **13%** in 2017; **12%** in 2018.
- The proportion of diagnoses among persons 25-34 years was **31%** in 2016; **22%** in 2017; **36%** in 2018.
- The proportion of diagnoses among persons 35-44 years old was **29%** in 2016; **31%** in 2017; **18%** in 2018.
- The proportion of diagnoses among persons 45 and older was **24%** in 2016; **33%** in 2017; **34%** in 2018.

NEW HIV DIAGNOSES BY PARISH

- From 2016 to 2018, the greatest proportion of new HIV diagnoses was in Rapides Parish. In 2018, the highest rate of new HIV diagnoses was in LaSalle Parish.

HIV Diagnoses by Parish, Region 6, 2016 to 2018

	2016			2017			2018		
	Diagnoses	Percent	Rate*	Diagnoses	Percent	Rate*	Diagnoses	Percent	Rate*
Region 6	59	100%	19	45	100%	15	73	100%	24
Avoyelles	3	5%	n/a	6	13%	15	9	12%	22
Catahoula	0	0%	0	2	4%	n/a	3	4%	n/a
Concordia	2	3%	n/a	1	2%	n/a	1	1%	n/a
Grant	2	3%	n/a	3	7%	n/a	4	5%	n/a
LaSalle	4	7%	n/a	6	13%	40	7	10%	47
Rapides	43	73%	32	22	49%	17	48	66%	37
Vernon	5	8%	10	3	7%	n/a	1	1%	n/a
Winn	0	0%	0	2	4%	n/a	0	0%	0

In 2018, Louisiana ranked 3rd in the nation for Congenital Syphilis rates, 2nd for Chlamydia rates, 7th for Primary and Secondary Syphilis rates, and 5th for Gonorrhea rates. In 2017, Louisiana ranked 4th for HIV rates and 3rd for AIDS rates in the US.

*Rate is per 100,000. Rates are unavailable for parishes with less than 5 diagnoses.