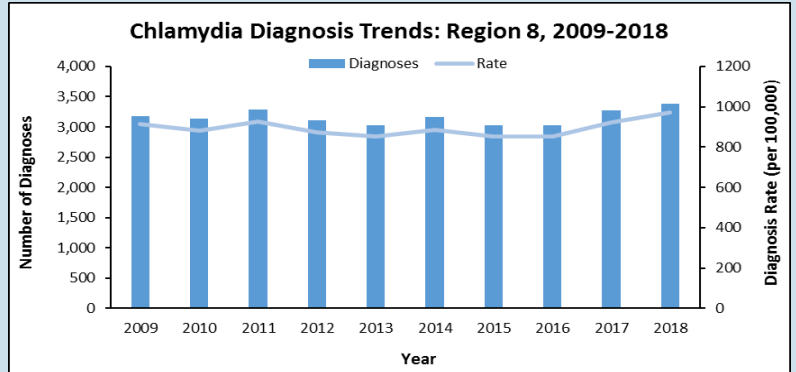


Region 8 – Monroe STD/HIV Update

CHLAMYDIA REGION 8

- In 2016, **3,033** persons were diagnosed with chlamydia for a rate of **855.7** per 100,000.
- In 2017, **3,268** persons were diagnosed with chlamydia for a rate of **927.5** per 100,000.
- In 2018, **3,387** persons were diagnosed with chlamydia for a rate of **969.8** per 100,000, a 5% rate increase from 2017.
- In 2018, Region 8 had the **5th** highest number of chlamydia diagnoses and the **highest** diagnosis rate.



CHLAMYDIA BY SEX AT BIRTH

- In 2016, **72%** of chlamydia diagnoses were among females. This proportion decreased to **71%** in 2017 and 2018. In 2018, **29%** of chlamydia diagnoses in Region 8 were among males.

CHLAMYDIA BY RACE/ETHNICITY

Blacks account for at least 80% of chlamydia diagnoses each year in Region 8. Only 37% of Region 8 is black.

- In 2016 and 2017, **80%** of chlamydia diagnoses were among blacks, increasing to **82%** in 2018.
- In 2016 and 2017, **19%** of chlamydia diagnoses were among whites, decreasing to **17%** in 2018.
- From 2016 to 2018, **2%** of chlamydia diagnoses were among Hispanic/Latinx.

CHLAMYDIA BY AGE AT DIAGNOSIS

The majority of Region 8 chlamydia diagnoses are in persons under the age of 25.

- The proportion of diagnoses among persons 24 and under increased from **74%** in 2016 and 2017 to **76%** in 2018.
- The proportion of diagnoses among persons 25-34 years was **22%** in 2016, **21%** in 2017, and **20%** in 2018.
- The proportion of diagnoses among persons 35 and older was **5%** from 2016 to 2018.

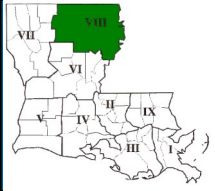
CHLAMYDIA BY PARISH

- From 2016 to 2018, the greatest proportion of chlamydia diagnoses was in Ouachita Parish. From 2016 to 2018, Madison Parish had the highest rate of chlamydia diagnoses in the region.

New Chlamydia Diagnoses by Parish, Region 8, 2016 to 2018

Parish	2016			2017			2018		
	Diagnoses	Percent	Rate*	Diagnoses	Percent	Rate*	Diagnoses	Percent	Rate*
Parish	3,033	100%	856	3,268	100%	928	3,387	100%	970
Caldwell	31	1%	307	49	2%	492	36	1%	361
East Carroll	34	1%	468	40	1%	561	96	3%	1,364
Franklin	129	4%	635	126	4%	622	148	4%	734
Jackson	95	3%	601	92	3%	581	109	3%	685
Lincoln	511	17%	1,070	511	16%	1,070	625	18%	1,324
Madison	137	5%	1,188	130	4%	1,149	156	5%	1,398
Morehouse	248	8%	951	274	8%	1,068	299	9%	1,177
Ouachita	1,496	49%	953	1,645	50%	1,055	1,558	46%	1,009
Richland	165	5%	808	182	6%	892	171	5%	847
Tensas	18	1%	392	28	1%	607	23	1%	515
Union	116	4%	516	138	4%	611	139	4%	622
West Carroll	53	2%	477	53	2%	483	27	1%	246

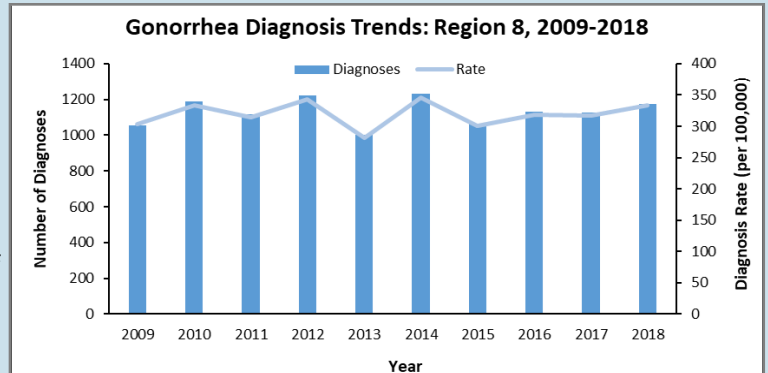
*Rate is per 100,000



Region 8 – Monroe STD/HIV Update

GONORRHEA—REGION 8

- In 2016, **1,129** persons were diagnosed with gonorrhea for a rate of **318.5** per 100,000.
- In 2017, **1,125** persons were diagnosed with gonorrhea for a rate of **319.3** per 100,000.
- In 2018, **1,174** persons were diagnosed with gonorrhea for a rate of **336.1** per 100,000, a 5% rate increase from 2017.
- In 2018, Region 8 had the **4th** highest number of gonorrhea diagnoses and the **2nd** highest diagnosis rate in Louisiana.



GONORRHEA BY SEX AT BIRTH

- In 2016, **58%** of gonorrhea diagnoses were among females. This proportion decreased to **53%** in 2017 and 2018. In 2018, **47%** of gonorrhea diagnoses in Region 8 were among males.

GONORRHEA BY RACE/ETHNICITY

Blacks account for the majority of gonorrhea diagnoses each year in Region 8. Only 37% of Region 8 is black.

- In 2016, **85%** of gonorrhea diagnoses were among blacks, **82%** in 2017, and **87%** in 2018.
- In 2016, **15%** of gonorrhea diagnoses were among whites, **17%** in 2017, and **12%** in 2018.
- From 2016 to 2018, less than **1%** of gonorrhea diagnoses were among Hispanic/Latinx.

GONORRHEA BY AGE AT DIAGNOSIS

The majority of gonorrhea diagnoses in Region 8 are in persons under the age of 25.

- The proportion of diagnoses among persons 24 and under was **66%** in 2016, **65%** in 2017, and **67%** in 2018.
- The proportion of diagnoses among persons 25-34 years decreased from **26%** in 2016 and 2017 to **25%** in 2018.
- The proportion of diagnoses among persons 35 and older was **8%** in 2016, increasing to **9%** in 2017 and 2018.

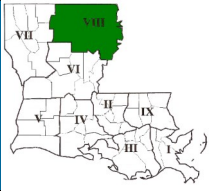
GONORRHEA BY PARISH

- From 2016 to 2018, the greatest proportion of gonorrhea diagnoses was in Ouachita Parish. In 2016 and 2017, Ouachita Parish had the highest gonorrhea diagnosis rate. In 2018, Lincoln Parish had the highest rate of gonorrhea diagnoses in Region 8.

New Gonorrhea Diagnoses by Parish, Region 8, 2016 to 2018

Parish	2016			2017			2018		
	Diagnoses	Percent	Rate*	Diagnoses	Percent	Rate*	Diagnoses	Percent	Rate*
Parish	1,129	100%	319	1,125	100%	319	1,174	100%	336
Caldwell	16	1%	159	7	1%	70	11	1%	110
East Carroll	8	1%	110	27	2%	379	23	2%	327
Franklin	25	2%	123	28	2%	138	39	3%	193
Jackson	39	3%	247	56	5%	353	22	2%	139
Lincoln	146	13%	306	149	13%	312	224	19%	475
Madison	38	4%	330	43	4%	380	38	3%	340
Morehouse	103	9%	395	81	7%	316	105	9%	413
Ouachita	631	55%	402	610	54%	391	594	51%	385
Richland	70	6%	343	64	7%	314	52	4%	258
Tensas	8	1%	174	1	<1%	n/a	4	<1%	n/a
Union	39	3%	173	46	4%	204	54	5%	242
West Carroll	6	1%	54	13	1%	118	8	1%	73

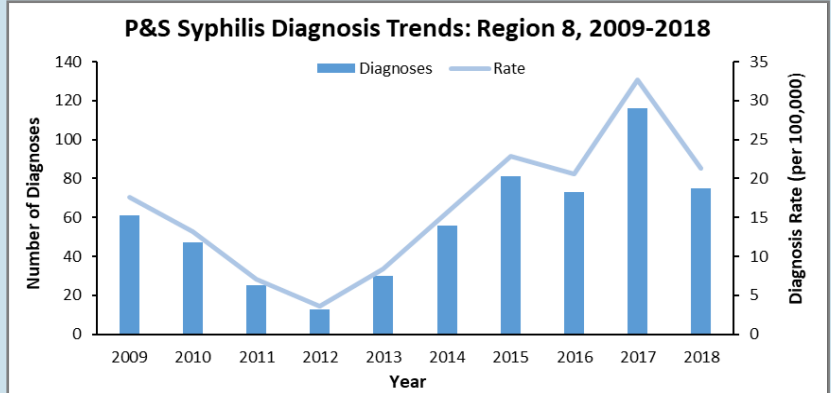
*Rate is per 100,000. Rates are unavailable for parishes with less than 5 diagnoses.



Region 8 – Monroe STD/HIV Update

PRIMARY & SECONDARY SYPHILIS—REGION 8

- In 2016, **73** persons were diagnosed with P&S syphilis for a rate of **20.6** per 100,000.
- In 2017, **116** persons were diagnosed with P&S syphilis for a rate of **32.9** per 100,000.
- In 2018, **75** persons were diagnosed with P&S syphilis for a rate of **21.5** per 100,000, a 35% rate decrease from 2017.
- In 2018, Region 8 had the **5th** highest number of P&S syphilis diagnoses and the **3rd** highest diagnosis rate in Louisiana.



PRIMARY & SECONDARY SYPHILIS BY SEX AT BIRTH

- In 2016, **60%** of P&S syphilis diagnoses were among males. This proportion decreased to **59%** in 2017 and 2018. In 2018, **41%** of P&S syphilis diagnoses in Region 8 were among females.

PRIMARY & SECONDARY SYPHILIS BY RACE/ETHNICITY

Blacks account for the majority of P&S syphilis diagnoses each year in Region 8. Only 37% of Region 8 is black.

- In 2016, **86%** of P&S syphilis diagnoses were among blacks, **84%** in 2017, and **93%** in 2018.
- In 2016, **14%** of P&S syphilis diagnoses were among whites, **15%** in 2017, and **7%** in 2018.

PRIMARY & SECONDARY SYPHILIS BY AGE AT DIAGNOSIS

Nearly 50% of new P&S syphilis diagnoses are in persons under 25 years old.

- The proportion of diagnoses among persons under age 25 was **53%** in 2016, **39%** in 2017, and **47%** in 2018.
- The proportion of diagnoses among persons 25-34 years was **29%** in 2016, **41%** in 2017, and **36%** in 2018.
- The proportion of diagnoses among persons 35 and older was **18%** in 2016, **20%** in 2017, and **17%** in 2018.

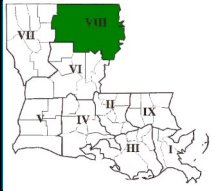
PRIMARY & SECONDARY SYPHILIS BY PARISH

- From 2016 to 2018, the greatest proportion of new P&S syphilis diagnoses was in Ouachita Parish. In 2016, the highest diagnosis rate was in Jackson Parish. In 2017 and 2018, the highest diagnosis rate was in Lincoln Parish.

New Primary & Secondary Syphilis Diagnoses by Parish, Region 8, 2016 to 2018

Parish	2016			2017			2018		
	Diagnoses	Percent	Rate*	Diagnoses	Percent	Rate*	Diagnoses	Percent	Rate*
Parish	73	100%	21	116	100%	33	75	100%	22
Caldwell	0	0%	0	1	1%	n/a	0	0%	0
East Carroll	2	3%	n/a	1	1%	n/a	1	1%	n/a
Franklin	1	1%	n/a	3	3%	n/a	1	1%	n/a
Jackson	5	7%	32	2	2%	n/a	5	7%	31
Lincoln	9	12%	19	20	17%	42	15	20%	32
Madison	4	5%	n/a	1	1%	n/a	1	1%	n/a
Morehouse	6	8%	23	26	22%	101	8	11%	32
Ouachita	40	55%	25	52	45%	33	36	48%	23
Richland	2	3%	n/a	7	6%	34	2	3%	n/a
Tensas	1	1%	n/a	0	0%	0.0	0	0%	0
Union	1	1%	n/a	3	3%	n/a	5	7%	22
West Carroll	2	3%	n/a	0	0%	0.0	1	1%	n/a

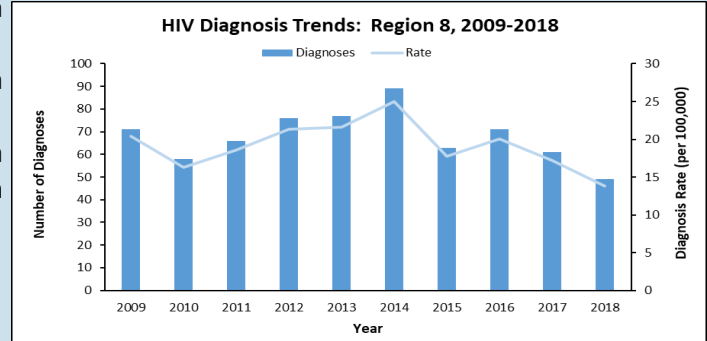
*Rate is per 100,000. Rates are unavailable for parishes with less than 5 diagnoses.



Region 8 – Monroe STD/HIV Update

NEW HIV DIAGNOSES—REGION 8

- In 2016, **71** persons were diagnosed with HIV for a rate of **20.0** per 100,000.
- In 2017, **61** persons were diagnosed with HIV for a rate of **17.2** per 100,000.
- In 2018, **49** persons were diagnosed with HIV for a rate of **14.0** per 100,000, a 19% rate decrease from 2017.
- In 2018, Region 8 had the **7th** highest number of new HIV diagnoses and the **6th** highest HIV diagnosis rate in Louisiana.



NEW HIV DIAGNOSES BY SEX AT BIRTH

- In 2016, **73%** of new HIV diagnoses were among males. This proportion increased to **77%** in 2017 and **82%** in 2018. In 2018, **18%** of all new HIV diagnoses in Region 8 were among females.

NEW HIV DIAGNOSES BY RACE/ETHNICITY

Blacks account for the majority of new HIV diagnoses each year in Region 8. Only 37% of Region 8 is black.

- In 2016, **72%** of new HIV diagnoses were among blacks, **67%** in 2017, and **80%** in 2018.
- In 2016, **27%** of new HIV diagnoses were among whites, **21%** in 2017, and **16%** in 2018.
- In 2016, **1%** of new HIV diagnoses were among Hispanics/Latinx, **8%** in 2017, and **2%** in 2018.

NEW HIV DIAGNOSES BY AGE AT DIAGNOSIS

In 2018, the majority of new HIV diagnoses in Region 8 are among persons 15-34 years old.

- The proportion of diagnoses among persons under age 25 was **20%** in 2016, **26%** in 2017, and **41%** in 2018.
- The proportion of diagnoses among persons 25-34 years was **38%** in 2016, **26%** in 2017, and **27%** in 2018.
- The proportion of diagnoses among persons 35 and older was **43%** in 2016, **48%** in 2017, and **32%** in 2018.

NEW HIV DIAGNOSES BY PARISH

- In 2018, Ouachita Parish had the highest proportion of new cases and Lincoln Parish had the highest rate.

New HIV Diagnoses by Parish, Region 8, 2016 to 2018

Parish	2016			2017			2018		
	Diagnoses	Percent	Rate*	Diagnoses	Percent	Rate*	Diagnoses	Percent	Rate*
Parish	71	100%	20	61	100%	17	49	100%	14
Caldwell	0	0%	0	1	2%	n/a	2	4%	n/a
East Carroll	0	0%	0	2	3%	n/a	0	0%	0
Franklin	7	10%	34	3	5%	n/a	4	8%	n/a
Jackson	2	3%	n/a	2	3%	n/a	1	2%	n/a
Lincoln	5	7%	10	8	13%	17	10	20%	21
Madison	3	4%	n/a	2	3%	n/a	1	2%	n/a
Morehouse	4	6%	n/a	6	10%	23	1	2%	n/a
Ouachita	37	52%	24	30	49%	19	23	47%	15
Richland	9	13%	44	3	5%	n/a	3	6%	n/a
Tensas	0	0%	0	0	0%	0	1	2%	n/a
Union	4	6%	n/a	4	7%	n/a	3	6%	n/a
West Carroll	0	0%	0	0	0%	0	0	0%	0

In 2018, Louisiana ranked 3rd in the nation for Congenital Syphilis rates, 2nd for Chlamydia rates, 7th for Primary and Secondary Syphilis rates, and 5th for Gonorrhea rates. In 2017, Louisiana ranked 4th for HIV rates and 3rd for AIDS rates in the US.

*Rate is per 100,000. Rates are unavailable for parishes with less than 5 diagnoses.