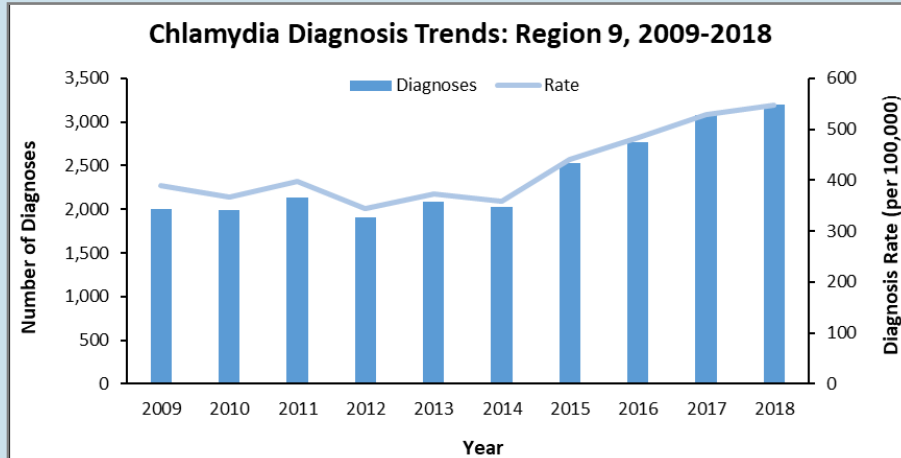




# Region 9 – Hammond/Slidell STD/HIV Update

## CHLAMYDIA—REGION 9

- In 2016, **2,772** persons were diagnosed with chlamydia for a rate of **476.9** per 100,000.
- In 2017, **3,077** persons were diagnosed with chlamydia for a rate of **526.8** per 100,000.
- In 2018, **3,193** persons were diagnosed with chlamydia for a rate of **542.8** per 100,000, a 3% rate increase from 2017.
- In 2018, Region 9 had the **6th** highest number of chlamydia diagnoses and the **lowest** diagnosis rate in Louisiana.



## CHLAMYDIA BY SEX AT BIRTH

- In 2016, **76%** of chlamydia diagnoses were among females. This proportion decreased to **75%** in 2017 and **71%** in 2018. In 2018, **29%** of chlamydia diagnoses in Region 9 were among males.

## CHLAMYDIA BY RACE/ETHNICITY

Over 50% of new chlamydia diagnoses are among blacks. Only 17% of Region 9 is black.

- In 2016, **53%** of chlamydia diagnoses were among blacks, **51%** in 2017, and **53%** in 2018.
- In 2016, **43%** of chlamydia diagnoses were among whites, **45%** in 2017, and **43%** in 2018.
- In 2016, **3%** of chlamydia diagnoses were among Hispanic/Latinx, **4%** in 2017, and **3%** in 2018.

## CHLAMYDIA BY AGE AT DIAGNOSIS

Almost three-quarters of Region 9 chlamydia diagnoses are in persons under the age of 25.

- The proportion of diagnoses among persons 24 and under was **74%** in 2016, **73%** in 2017, and **72%** in 2018.
- The proportion of diagnoses among persons 25-34 years was **21%** in 2016 and 2017, increasing to **22%** in 2018.
- The proportion of diagnoses among persons 35 and older was **5%** in 2016 and 2017, increasing to **6%** in 2018.

## CHLAMYDIA BY PARISH

- From 2016 to 2018, Tangipahoa Parish had the greatest proportion of chlamydia diagnoses and the highest chlamydia diagnosis rate in the region. From 2016 to 2018, the number of diagnoses in Region 9 increased in all parishes.

Chlamydia Diagnoses by Parish, Region 9, 2016 to 2018

	2016			2017			2018		
	Diagnoses	Percent	Rate*	Diagnoses	Percent	Rate*	Diagnoses	Percent	Rate*
<b>Region 9</b>	<b>2,772</b>	<b>100%</b>	<b>477</b>	<b>3,077</b>	<b>100%</b>	<b>527</b>	<b>3,193</b>	<b>100%</b>	<b>543</b>
Livingston	450	16%	321	568	18%	411	619	19%	444
St. Helena	35	1%	333	44	1%	425	53	2%	516
St. Tammany	900	32%	355	996	32%	389	1,013	32%	392
Tangipahoa	1,120	40%	857	1,114	36%	841	1,147	36%	857
Washington	267	10%	577	355	12%	761	361	11%	775

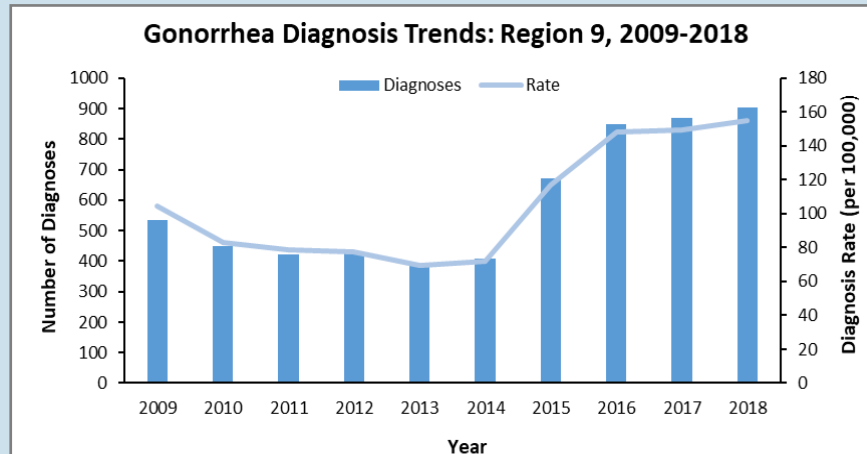
\*Rate is per 100,000



# Region 9 – Hammond/Slidell STD/HIV Update

## GONORRHEA—REGION 9

- In 2016, **849** persons were diagnosed with gonorrhea for a rate of **146.1** per 100,000.
- In 2017, **869** persons were diagnosed with gonorrhea for a rate of **148.8** per 100,000.
- In 2018, **904** persons were diagnosed with gonorrhea for a rate of **153.7** per 100,000, a 4% rate increase from 2017.
- In 2018, Region 9 had the **6th** highest number of gonorrhea diagnoses and the **lowest** diagnosis rate in Louisiana.



## GONORRHEA BY SEX AT BIRTH

- In 2016, **61%** of gonorrhea diagnoses were among females. This proportion decreased to **57%** in 2017 and to **55%** in 2018. In 2018, **45%** of gonorrhea diagnoses in Region 9 were among males.

## GONORRHEA BY RACE/ETHNICITY

Blacks account for 60% or more of the gonorrhea diagnoses each year in Region 9. Only 17% of Region 9 is black.

- In 2016, **60%** of gonorrhea diagnoses were among blacks, increasing to **65%** in 2017 and 2018.
- In 2016, **38%** of gonorrhea diagnoses were among whites, **33%** in 2017, and **34%** in 2018.
- In 2016, **1%** of gonorrhea diagnoses were among Hispanic/Latinx, **2%** in 2017, and **1%** in 2018.

## GONORRHEA BY AGE AT DIAGNOSIS

More than half of gonorrhea diagnoses in Region 9 are in persons under the age of 25.

- The proportion of diagnoses among persons 24 and under was **65%** in 2016, **61%** in 2017, and **55%** in 2018.
- The proportion of diagnoses among persons 25-34 years was **25%** in 2016, **27%** in 2017, and **33%** in 2018.
- The proportion of diagnoses among persons 35 and older was **10%** in 2016, increasing to **12%** in 2017 and 2018.

## GONORRHEA BY PARISH

- From 2016 to 2018, the greatest proportion of gonorrhea diagnoses and the highest diagnosis rates were in Tangipahoa Parish.

### Gonorrhea Diagnoses by Parish, Region 9, 2016 to 2018

	2016			2017			2018		
	Diagnoses	Percent	Rate*	Diagnoses	Percent	Rate*	Diagnoses	Percent	Rate*
<b>Region 9</b>	<b>849</b>	<b>100%</b>	<b>146</b>	<b>869</b>	<b>100%</b>	<b>149</b>	<b>904</b>	<b>100%</b>	<b>154</b>
Livingston	149	18%	106	128	15%	93	136	15%	97
St. Helena	8	1%	76	11	1%	106	19	2%	185
St. Tammany	242	29%	95	251	29%	98	254	28%	98
Tangipahoa	351	41%	269	389	45%	294	399	44%	298
Washington	99	12%	214	90	10%	193	96	11%	206

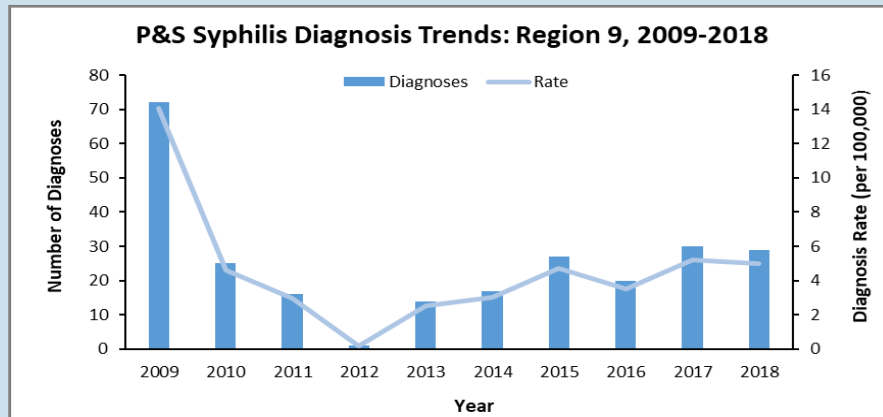
\*Rate is per 100,000



# Region 9 – Hammond/Slidell STD/HIV Update

## PRIMARY & SECONDARY SYPHILIS—REGION 9

- In 2016, **20** persons were diagnosed with P&S syphilis for a rate of **3.4** per 100,000.
- In 2017, **30** persons were diagnosed with P&S syphilis for a rate of **5.1** per 100,000.
- In 2018, **29** persons were diagnosed with P&S syphilis for a rate of **4.9** per 100,000, a 4% rate decrease from 2017.
- In 2018, Region 9 had the **7th** highest number of P&S syphilis diagnoses and the **7th** highest diagnosis rate in Louisiana.



## PRIMARY & SECONDARY SYPHILIS BY SEX AT BIRTH

- In 2016, **95%** of P&S syphilis diagnoses were among males. This proportion decreased to **93%** in 2017 and **76%** in 2018. In 2018, **24%** of P&S syphilis diagnoses in Region 9 were among females.

## PRIMARY & SECONDARY SYPHILIS BY RACE/ETHNICITY

Blacks account for 30% or more of new P&S syphilis diagnoses in Region 9. Blacks make up 17% of the population.

- In 2016, **30%** of P&S syphilis diagnoses were among blacks, **33%** in 2017, and **41%** in 2018.
- In 2016, **65%** of P&S syphilis diagnoses were among whites, **53%** in 2017, and **55%** in 2018.

## PRIMARY & SECONDARY SYPHILIS BY AGE AT DIAGNOSIS

Persons under the age of 25 account for the greatest proportion of new diagnoses in Region 9.

- The proportion of diagnoses among persons under age 25 was **40%** in 2016, **50%** in 2017, and **38%** in 2018.
- The proportion of diagnoses among persons 25-34 years was **35%** in 2016, **27%** in 2017, and **21%** in 2018.
- The proportion of diagnoses among persons 35 and older was **25%** in 2016, **23%** in 2017, and **41%** in 2018.

## PRIMARY & SECONDARY SYPHILIS BY PARISH

- From 2016 to 2018, the greatest proportion of new P&S syphilis diagnoses were in St. Tammany Parish. In 2016, the highest diagnosis rate was in St. Tammany Parish and in 2017 it was in Tangipahoa Parish. In 2018, Washington Parish had the highest diagnosis rate.

**P&S Syphilis Diagnoses by Parish, Region 9, 2016 to 2018**

	2016			2017			2018		
	Diagnoses	Percent	Rate*	Diagnoses	Percent	Rate*	Diagnoses	Percent	Rate*
<b>Region 9</b>	<b>20</b>	<b>100%</b>	<b>3</b>	<b>30</b>	<b>100%</b>	<b>5</b>	<b>29</b>	<b>100%</b>	<b>5</b>
Livingston	4	20%	n/a	3	10%	n/a	2	7%	n/a
St. Helena	0	0%	0	1	3%	n/a	0	0%	0
St. Tammany	9	45%	4	15	50%	6	15	52%	6
Tangipahoa	3	15%	n/a	9	30%	7	6	21%	5
Washington	4	20%	n/a	2	7%	n/a	6	21%	13

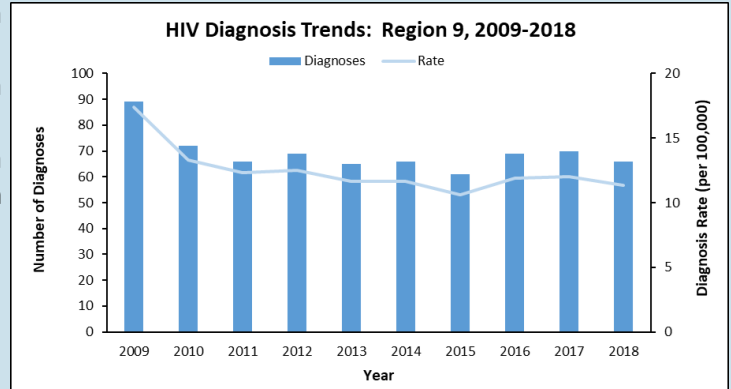
\*Rate is per 100,000. Rates are unavailable for parishes with less than 5 diagnoses.



# Region 9 – Hammond/Slidell STD/HIV Update

## NEW HIV DIAGNOSES—REGION 9

- In 2016, **69** persons were diagnosed with HIV for a rate of **11.9** per 100,000.
- In 2017, **70** persons were diagnosed with HIV for a rate of **12.0** per 100,000.
- In 2018, **66** persons were diagnosed with HIV for a rate of **11.2** per 100,000, an 7% rate decrease from 2017.
- In 2018, Region 9 had the **6th** highest number of new HIV diagnoses and the **lowest** HIV diagnosis rate in Louisiana.



## NEW HIV DIAGNOSES BY SEX AT BIRTH

- In 2016, **72%** of new HIV diagnoses were among males. This proportion increased to **76%** in 2017 and decreased to **73%** in 2018. In 2018, **27%** of all new diagnoses in Region 9 were among females.

## NEW HIV DIAGNOSES BY RACE/ETHNICITY

Blacks account for over half of the new HIV diagnoses each year in Region 9. Only 17% of Region 9 is black.

- In 2016, **52%** of new HIV diagnoses were among blacks, **60%** in 2017, and **58%** in 2018.
- In 2016, **42%** of new HIV diagnoses were among whites, **34%** in 2017, and **38%** in 2018.
- In 2016, **6%** of new HIV diagnoses were among Hispanic/Latinx, **6%** in 2017, and **3%** in 2018.

## NEW HIV DIAGNOSES BY AGE AT DIAGNOSIS

In 2018, the greatest proportion of new diagnoses were among persons 35 and older.

- The proportion of diagnoses among persons under age 25 was **13%** in 2016, **27%** in 2017, **15%** in 2018.
- The proportion of diagnoses among persons 25-34 years was **49%** in 2016, **29%** in 2017, **27%** in 2018.
- The proportion of diagnoses among persons 35-44 years was **16%** in 2016, **14%** in 2017, **27%** in 2018.
- The proportion of diagnoses among persons 45 and older was **22%** in 2016, **30%** in 2017, **30%** in 2018.

## NEW HIV DIAGNOSES BY PARISH

- In 2018, the greatest proportion of new HIV diagnoses was in Tangipahoa Parish and the highest rate of new HIV diagnoses was in Washington Parish.

### New HIV Diagnoses by Parish, Region 9, 2016 to 2018

	2016			2017			2018		
	Diagnoses	Percent	Rate*	Diagnoses	Percent	Rate*	Diagnoses	Percent	Rate*
<b>Region 9</b>	<b>69</b>	<b>100%</b>	<b>12</b>	<b>70</b>	<b>100%</b>	<b>12</b>	<b>66</b>	<b>100%</b>	<b>11</b>
<b>Livingston</b>	13	19%	9	9	13%	6	12	18%	9
<b>St. Helena</b>	1	1%	n/a	3	4%	n/a	1	2%	n/a
<b>St. Tammany</b>	27	39%	11	14	20%	6	18	27%	7
<b>Tangipahoa</b>	21	30%	16	37	53%	28	23	35%	17
<b>Washington</b>	7	10%	15	7	10%	15	12	18%	26

In 2018, Louisiana ranked 3rd in the nation for Congenital Syphilis rates, 2nd for Chlamydia rates, 7th for Primary and Secondary Syphilis rates, and 5th for Gonorrhea rates. In 2017, Louisiana ranked 4th for HIV rates and 3rd for AIDS rates in the US.

\*Rate is per 100,000. Rates are unavailable for parishes with less than 5 diagnoses.