

# WORKERS' COMPENSATION

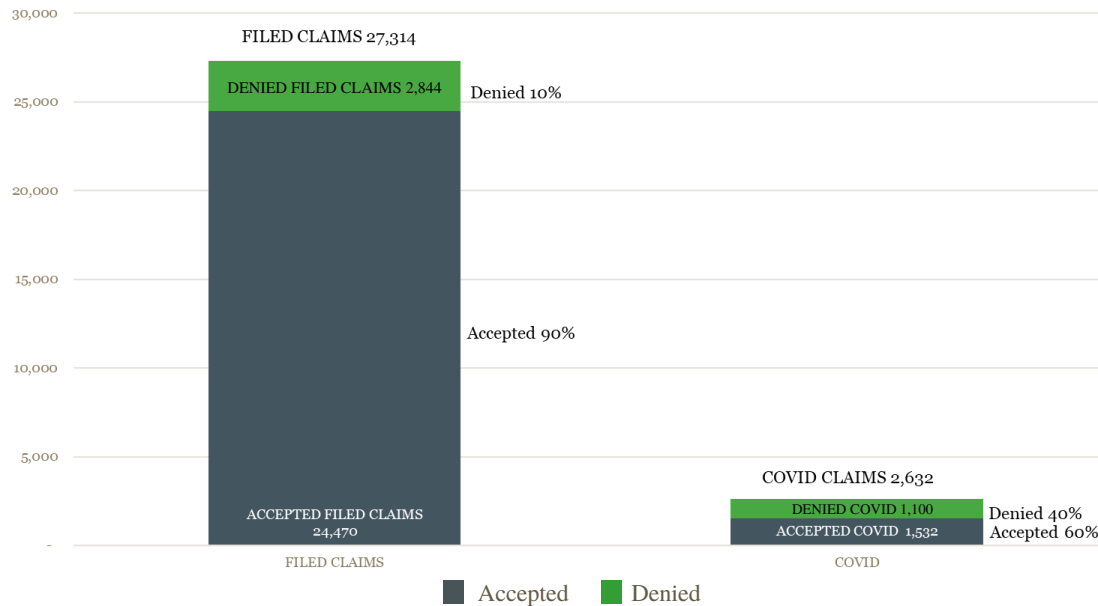
## COVID-19 2020 CLAIMS

www.laworks.net

Prepared by:  
Katina Bell, Collette Brock, André de la Fuente, and Dr. Anna Reilly

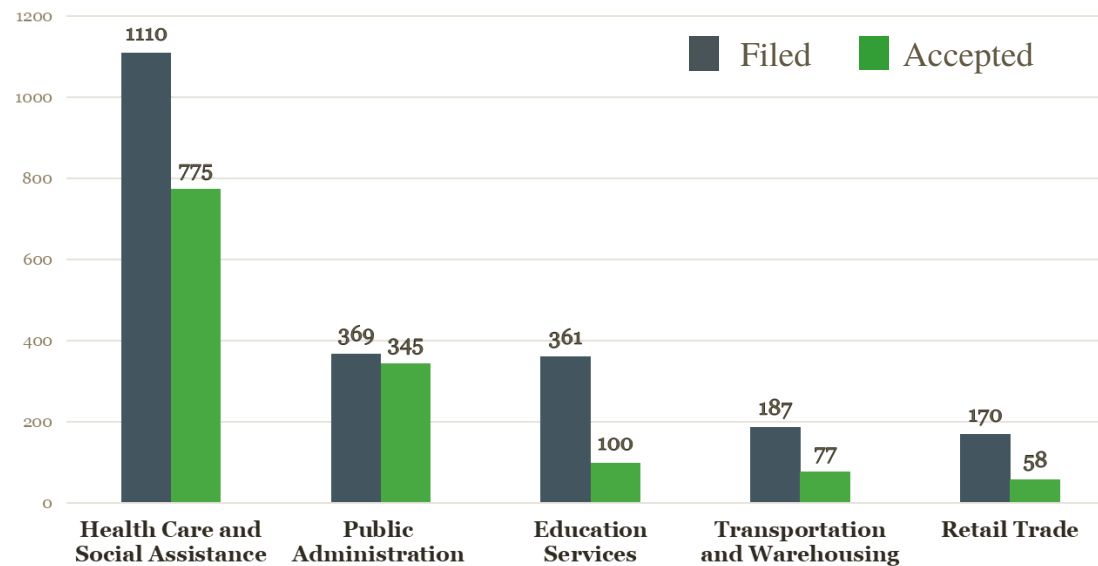
Our overall goal is to help develop new strategies for preventing COVID in workplaces.

### 2020 Workers' Compensation COVID-19 Claims: Acceptance & Denial Rates



- All filed workers' compensation claims had a denial rate of 10%.
- COVID claims had a denial rate of 40%.
- Conversely, all filed workers' compensation claims had an acceptance rate of 90%, and COVID claims had an acceptance rate of 60%.

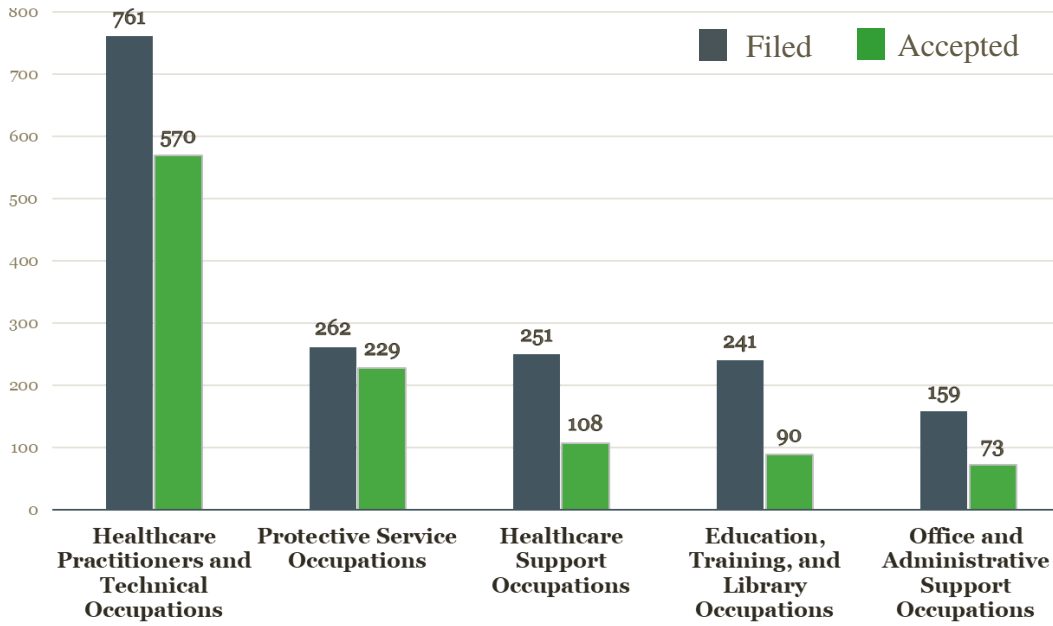
### COVID Filed vs. Accepted Claims by Top Five Industries



- Health Care and Social Assistance - 70% of COVID filed claims were accepted
- Public Administration - 93%
- Education Services - 28%
- Transportation and Warehousing - 41%
- Retail Trade - 34%

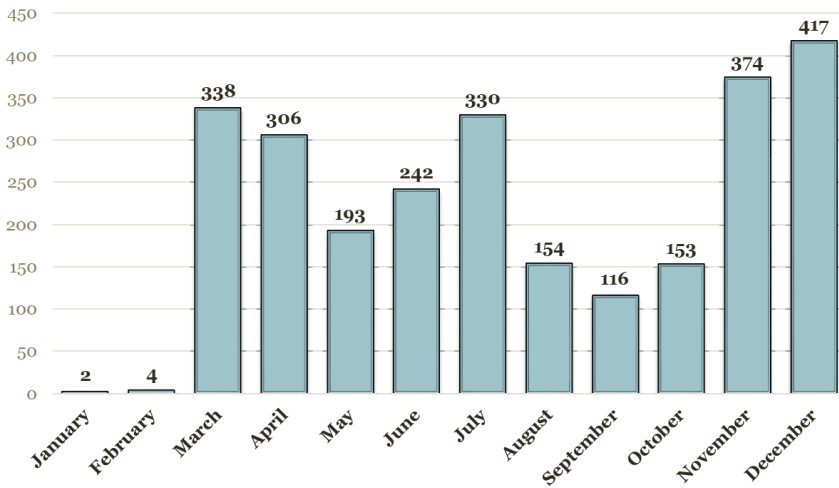
Source: Louisiana First Report of Injury (FROI) by Date of Injury from data extracted 9/2022  
\*\*\*Numbers are subject to change as more claims are received

## COVID Filed vs. Accepted Claims by Top Five Occupations



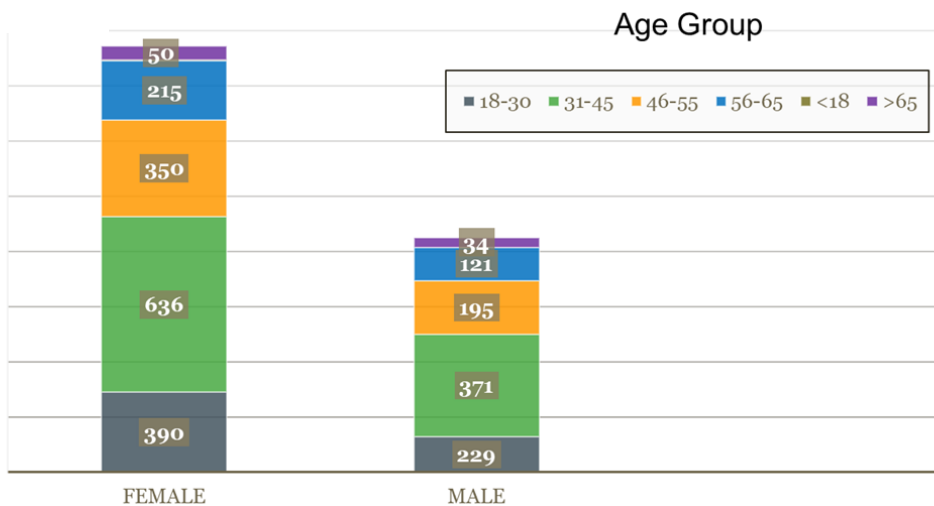
- Healthcare Practitioners and Technical Occupations - 75% of COVID filed claims were accepted
- Protective Service Occupations - 87%
- Healthcare Support and Occupations - 43%
- Education, Training, and Library Occupations - 37%
- Office and Administrative Support Occupations - 46%

## Louisiana COVID-19 Workers' Compensation 2020 Filed Claims by Month



- 2,632 COVID claims
- Claims peaked:  
 March - 338  
 July - 330  
 November - 374  
 December - 417

## Louisiana COVID-19 Workers' Compensation 2020 Filed Claims by Gender and Age



- For both genders, 31-45 year-olds filed the highest number of claims, followed by 18-30 year-olds