

Work, Disparities, & COVID-19

An Analysis of COVID-19 Fatalities in Louisiana, 2020

RaShanda Littles

Regis College

Integrated Learning Experience

PBH 636

Overview

- ▶ Literature Review
- ▶ Problem Statement
- ▶ Target Population
- ▶ Methodology/Data Collection
- ▶ Data Analysis
- ▶ Results
- ▶ References

Literature Review

Work, Disparities,
and COVID-19

Inequalities at work and the
toll of COVID-19

Occupational health
disparities: The pandemic as
prism and prod

Occupational Safety and Health
Administration (OSHA) and Worker
Safety During the COVID-19

Problem Statement



Individuals tend to be at higher risk within workplace settings, but some jobs pose higher risk than others.

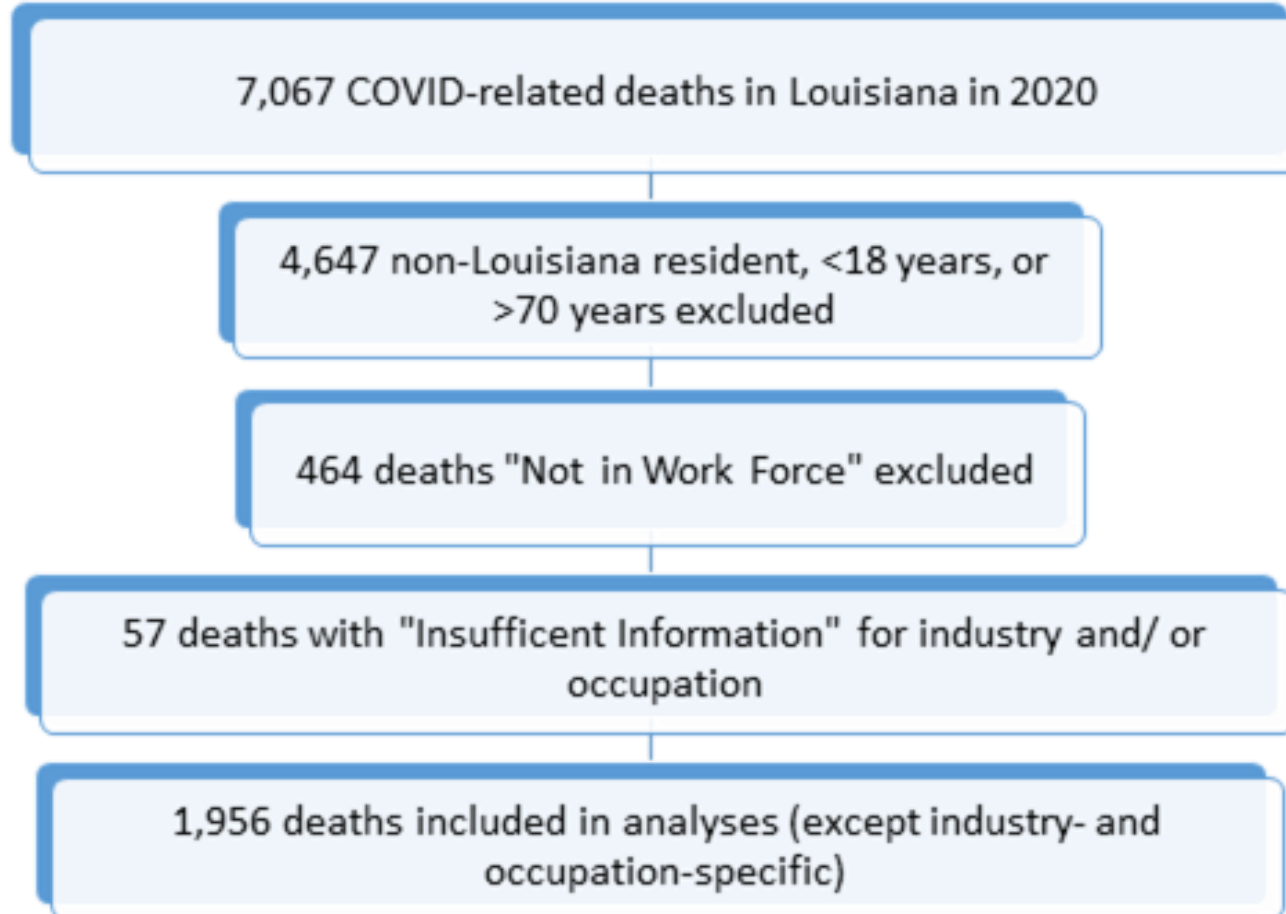


This makes COVID-19 an occupational health hazard. As a result, OSHA now has a responsibility to become involved.



COVID-19 intensified health disparities and workplace inequalities that many employees were already facing

Data Collection/Target Population



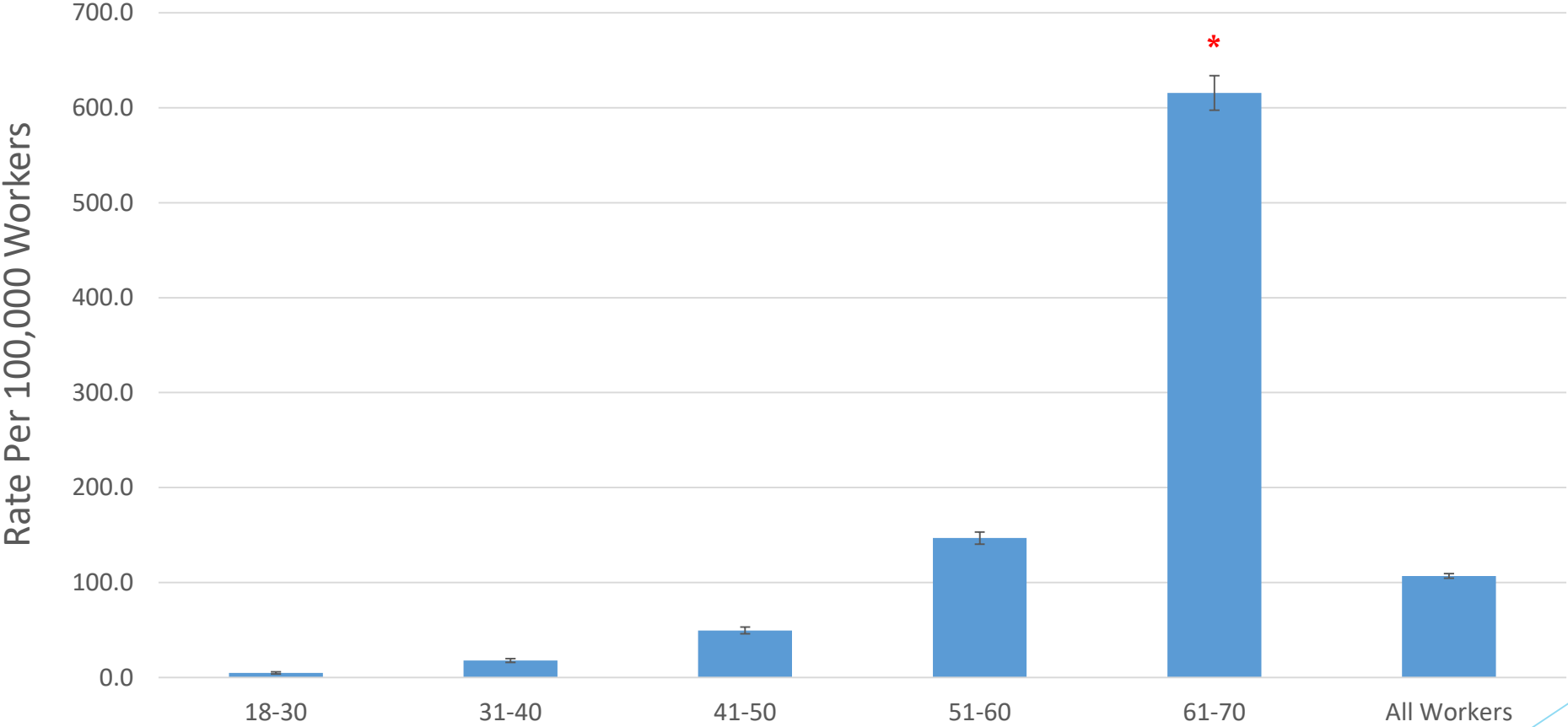
Data Analysis

Data analysis included counts and rates per 100,000 with 95% confidence intervals (95% CI) of COVID-19-related fatalities among Louisiana workers by demographic characteristics, industry, and occupation.

Rate ratios with 95% CIs were calculated to compare demographic-specific and industry- and occupation-specific rates to the COVID-19-related fatality rate for all workers in the Louisiana. Rate ratios were considered statistically significant if the 95% CI did not contain 1.0.

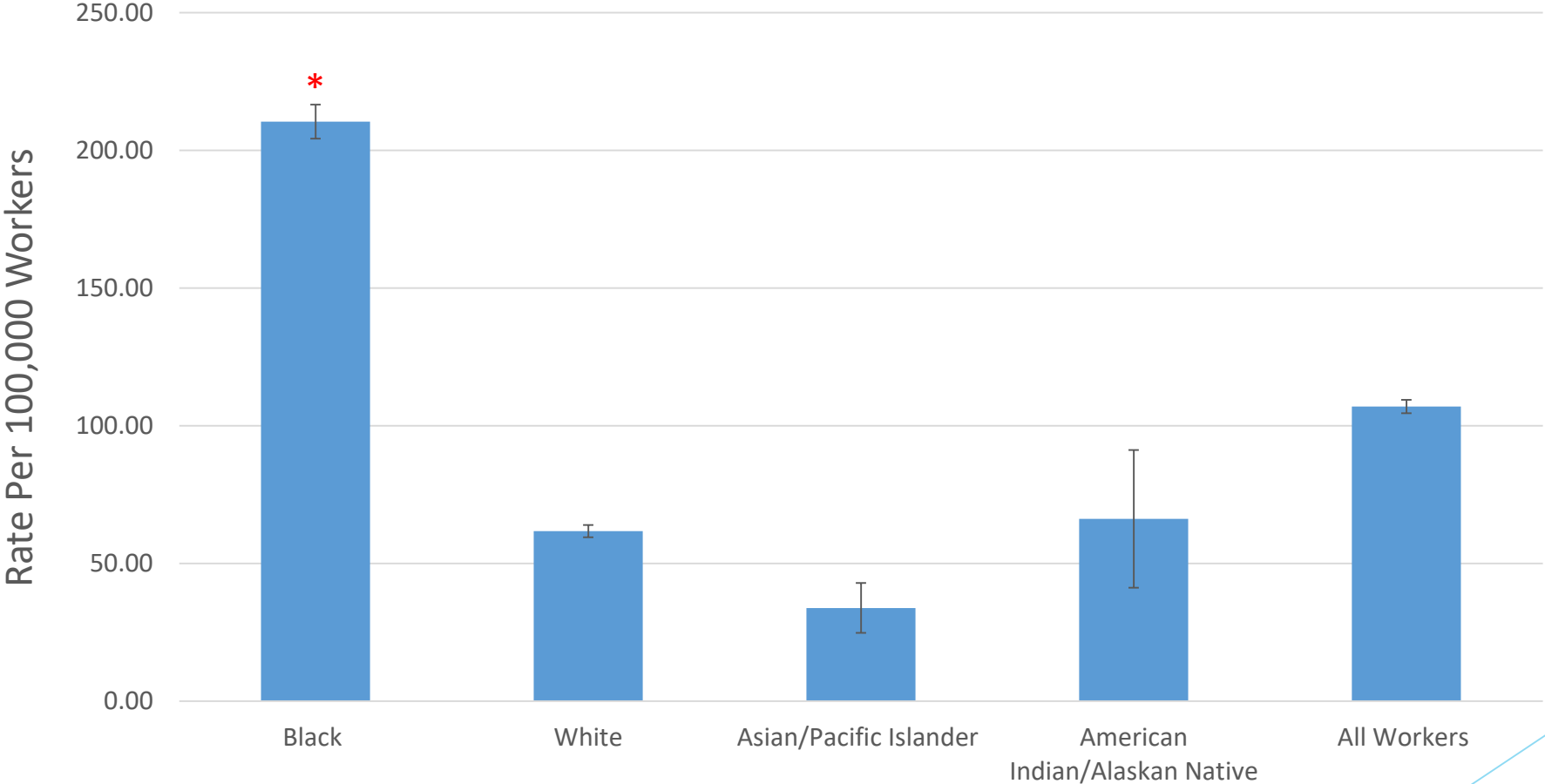
Results

COVID-19 Related Deaths by Age, Louisiana, 2020



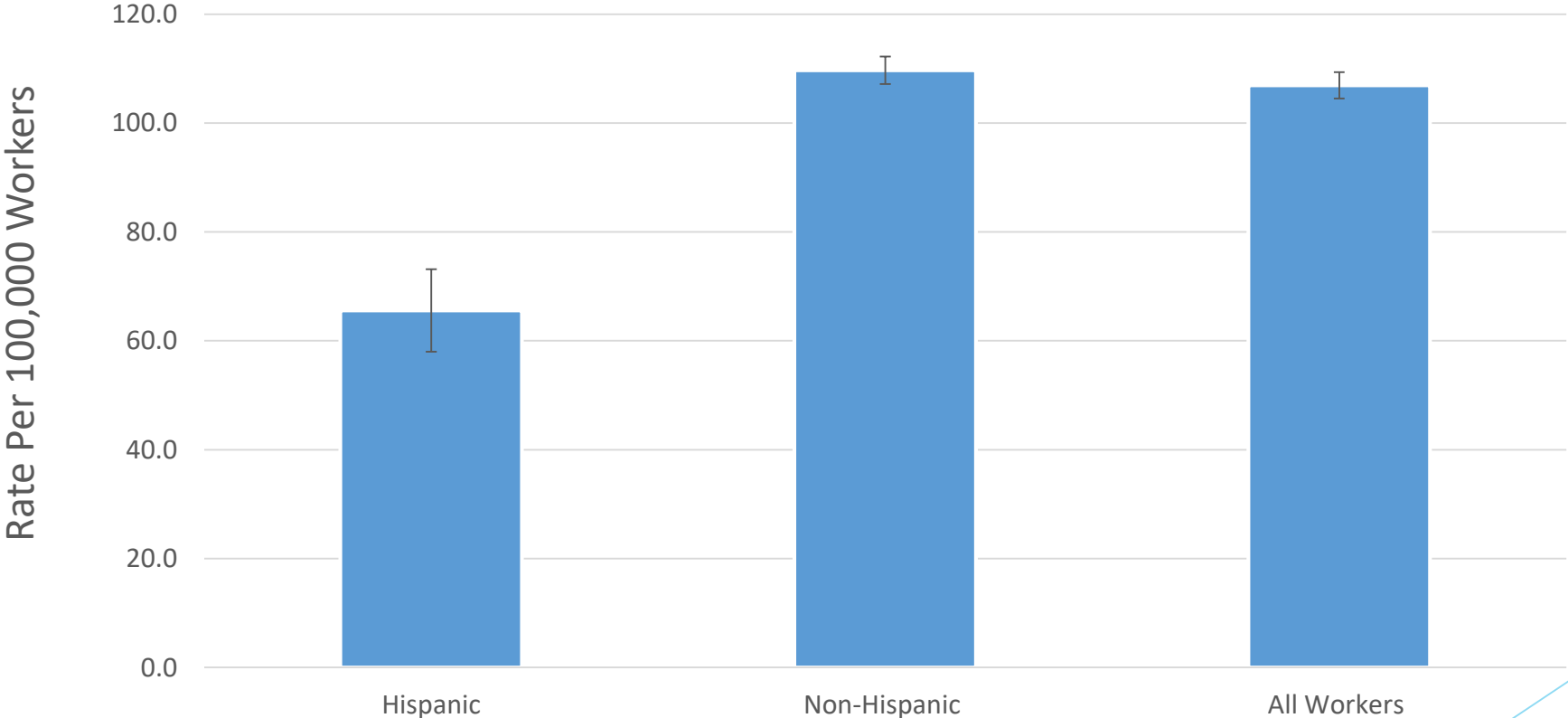
Results

COVID-19 Related Deaths by Race, Louisiana, 2020



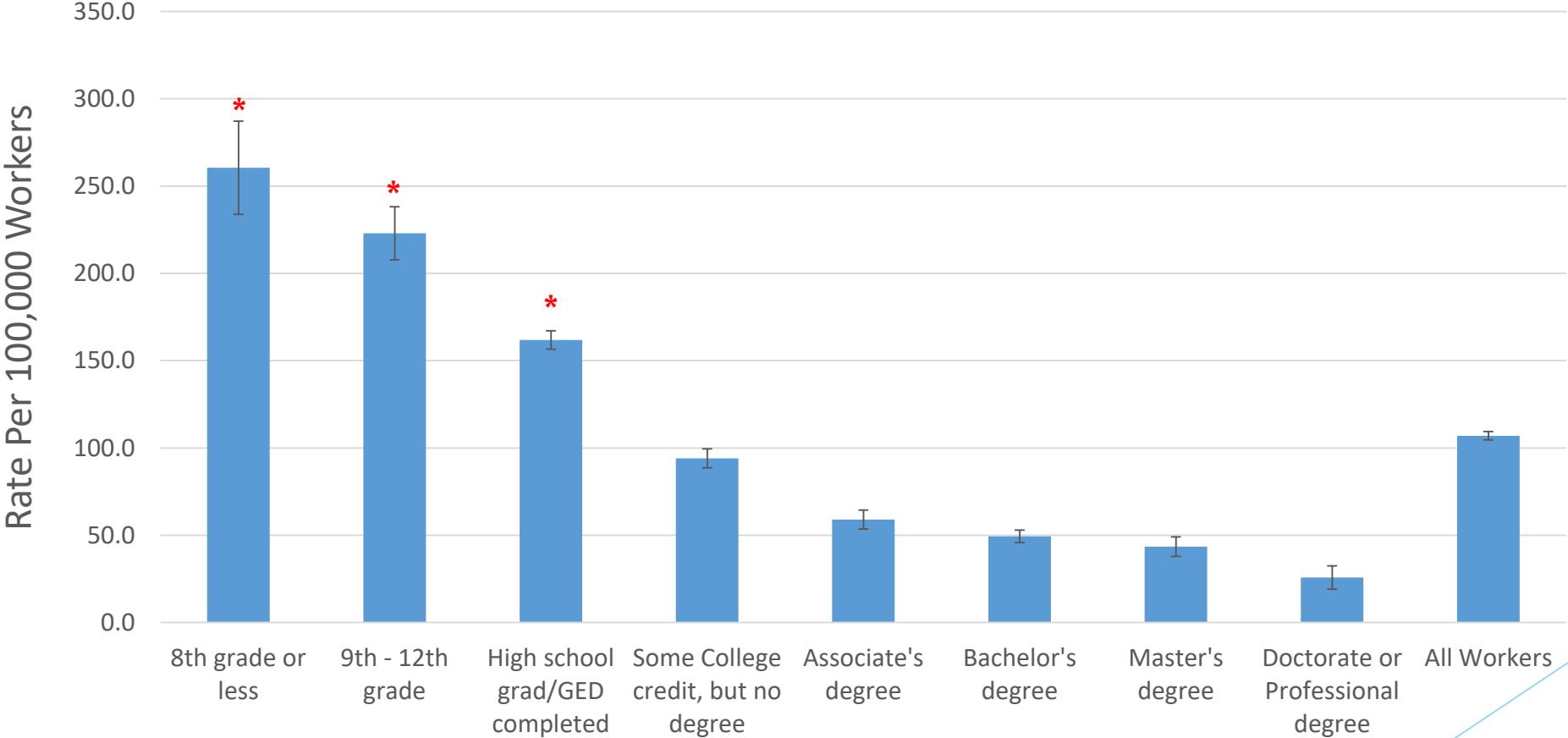
Results

COVID-19 Related Deaths by Ethnicity, Louisiana, 2020



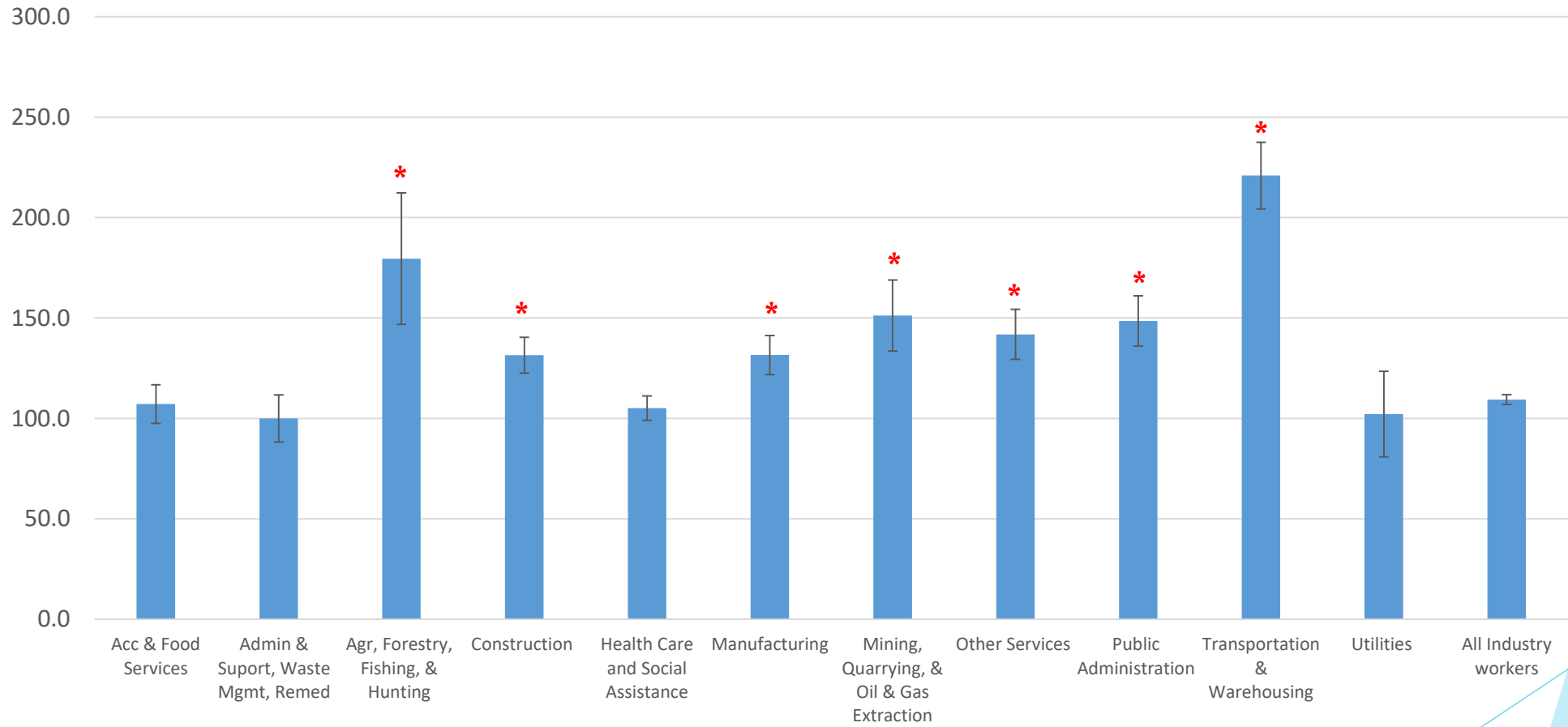
Results

COVID-19 Related Deaths by Education, Louisiana, 2020



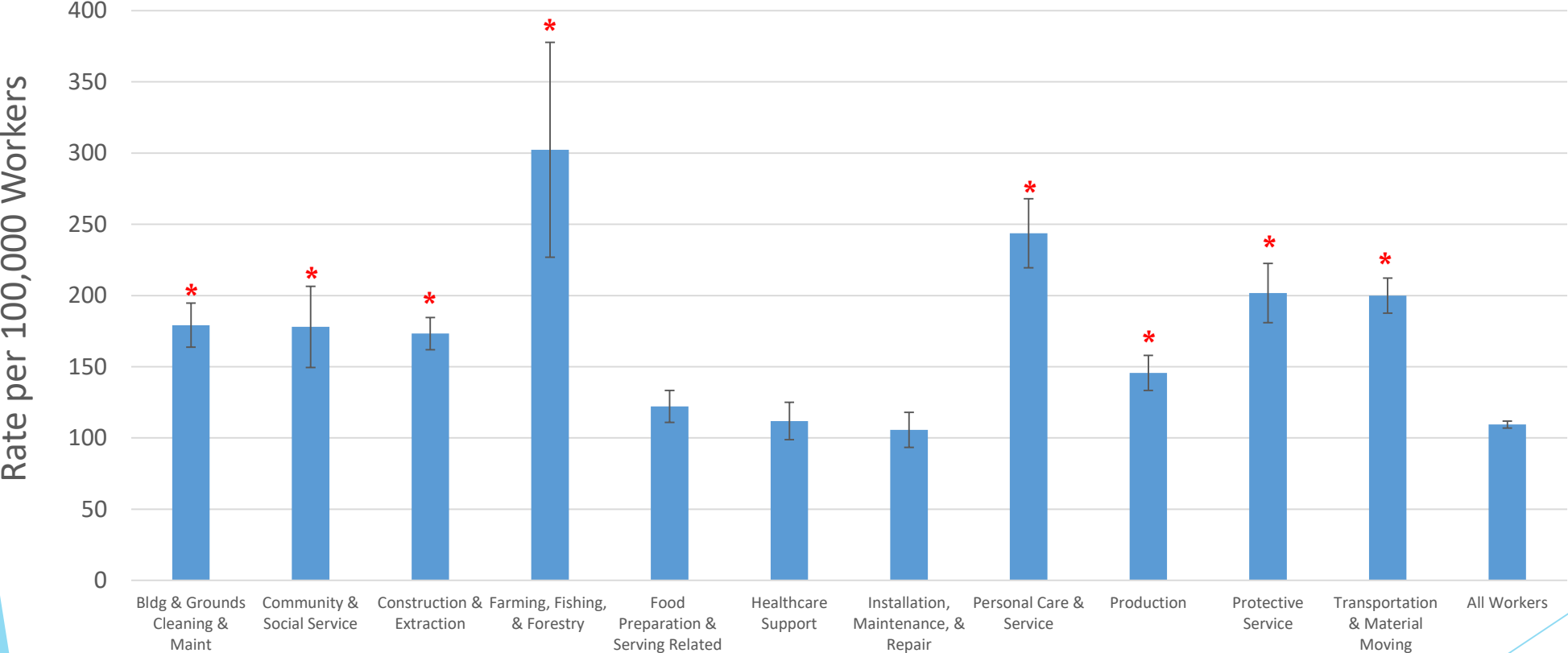
Results

COVID-19 Related Deaths by Industry Codes, Louisiana, 2020



Results

COVID-19 Related Deaths by Occupational Group, Louisiana, 2020



Discussion

The analysis of this data yielded interesting results. The highest work exposure were found amongst Black males ranging from ages 51 to 70. It is no secret that higher infection rates and severity have been linked to minorities when dealing with COVID-19.

However, one thing for sure it revealed disparities within the demographic portion, industries, and occupations. The disparities revealed through these results may largely be due to a variety of issues such as healthcare access, job conditions , living arrangements, etc.

However, the most practical explanation for the results yielded from this data is work exposure, financial stability, medical mistrust, and healthcare access.

Recommendations



Reference

- ▶ Bui DP, McCaffrey K, Friedrichs M, et al. Racial and Ethnic Disparities Among COVID-19 Cases in Workplace Outbreaks by Industry Sector – Utah, March 6-June 5, 2020. *MMWR Morb Mortal Wkly Rep* 2020;69:1133-1138. DOI: <http://dx.doi.org/10.15585/mmwr.mm6933e3external icon>.
- ▶ Brigham, D., Carlsten, C., Harris, D., & Redlich, C. A. (2021). Occupational health disparities: The pandemic as prism and prod. *The Journal of allergy and clinical immunology*, 148(5), 1148-1150. <https://doi.org/10.1016/j.jaci.2021.09.007>
- ▶ Centers for Disease Control and Prevention. (2021, August 31). *CDC - NIOSH industry and Occupation Computerized Coding System (NIOCCS)*. The National Institute for Occupational Safety and Health (NIOSH). <https://csams.cdc.gov/nioccs/>
- ▶ CSTE Occupational Health Subcommittee (2021). Characterizing the risk of exposure to SARS-CoV-2 among non-health care occupations based on three workplace risk factors: public facing work, working indoors, and working in close physical proximity to others. *Council of State and Territorial Epidemiologists*

Reference

- ▶ Michaels, D. and Wagner, G. (2020) Occupational Safety and Health Administration (OSHA) and Worker Safety During the COVID-19 Pandemic. *JAMA*. 2020;324(14):1389-1390. doi:10.1001/jama.2020.16343
- ▶ Selden, T. M., & Berdahl, T. A. (2020). Covid-19 and racial/ethnic disparities in health risk, employment, and household composition. *Health Affairs*, 39(9), 1624-1632. <https://doi.org/10.1377/hlthaff.2020.00897>
- ▶ United States Census Bureau. (2022, April 14). *North American Industry Classification System (NAICS)*. <https://www.census.gov/naics/#:~:text=The%20North%20American%20Industry%20Classification,to%20the%20U.S.%20business%20economy>.
- ▶ Vecherin, S., Chang, D., Wells, E. *et al.* Assessment of the COVID-19 infection risk at a workplace through stochastic microexposure modeling. *J Expo Sci Environ Epidemiol*(2022). <https://doi.org/10.1038/s41370-022-00411-2>
- ▶ Harknett, K., Schneider , D., and Wolfe , R., (2021). Inequalities at work and the toll of covid-19. <https://doi.org/10.1377/hpb20210428.863621>