


*Advisory Committee  
St. Helena Community Health Center*

*Linda Beauvais, Executive Director  
Carmen Overton, GSW  
Kay Singleton, RD  
Georgette Cutrer, RN  
Cindy Martens, LCSW  
Henrietta Spears, LMFT  
Christy Denicola, GSW  
Keatha Franklin, MSW  
Gary Porter  
Katherine Randolph  
Rena Carrier  
Janice Richard*

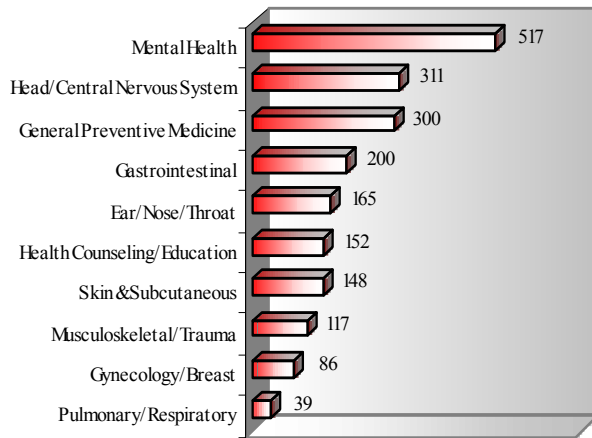


*St. Helena  
Community  
Health Center*

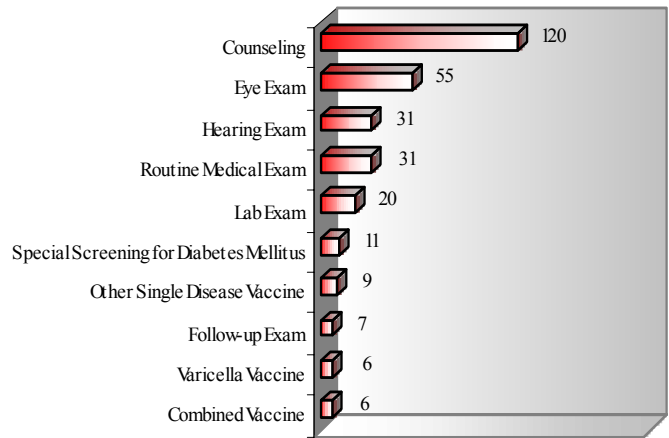
*St. Helena Central Middle School  
St. Helena Central Elementary School*



Top 10 Conditions Seen at the SBHC During 2007-2008, by Category



Top 10 Reasons for General Preventive Medicine Visits During 2007-2008



St. Helena Central Middle School-Based Health Center

St. Helena Central Middle SBHC  
 P.O. Box 1207/1590 Hwy 1042  
 Greensburg, LA 70441  
 (225) 222-6292  
 (225) 222-6299 Fax

Staff

Lisa Burns, RN  
 Dale Haase, GSW  
 Sadie Cannon, Secretary/Data Coordinator  
 Irwin Cohen, MD, Pediatrician



St. Helena Community Health Center  
 P.O. Box 1207  
 Greensburg, LA 70441  
 Linda Beauvais, Executive Director

Center Opened:

September 1998

School Served:

Central Middle

Total Enrollment in School:

364

Total Enrollment in SBHC:

361

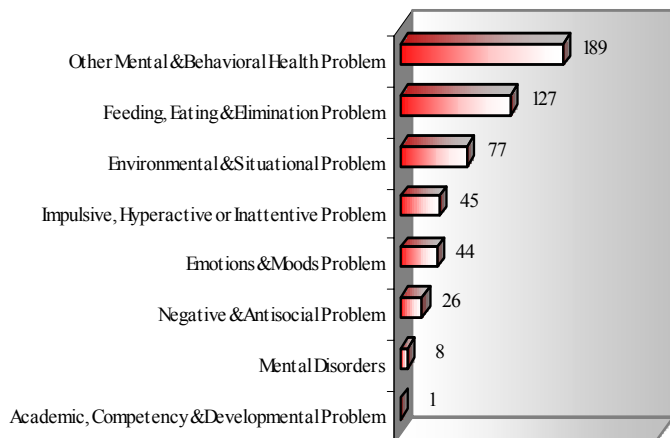
Total Visits to SBHC:

1,510

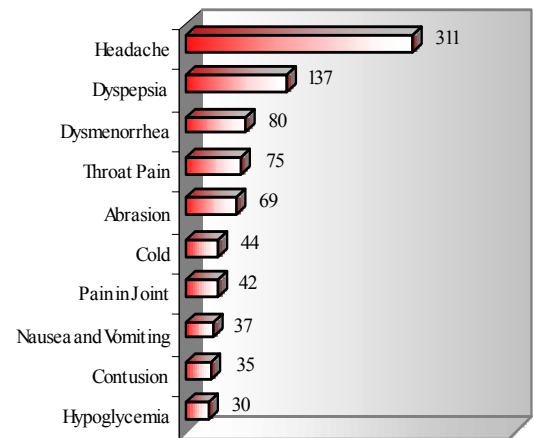
Grades Served:

5-8

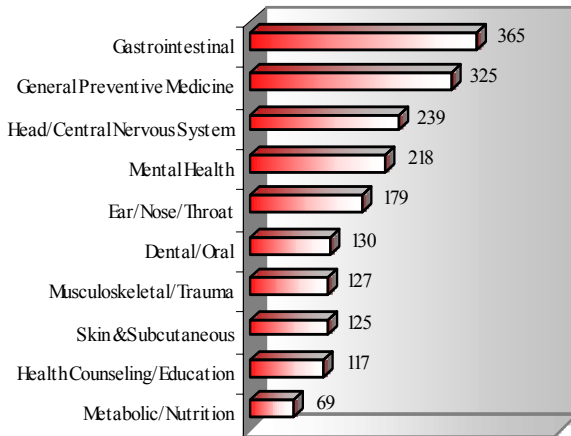
Top 8 Mental & Behavioral Health Issues Addressed During 2007-2008, by Category



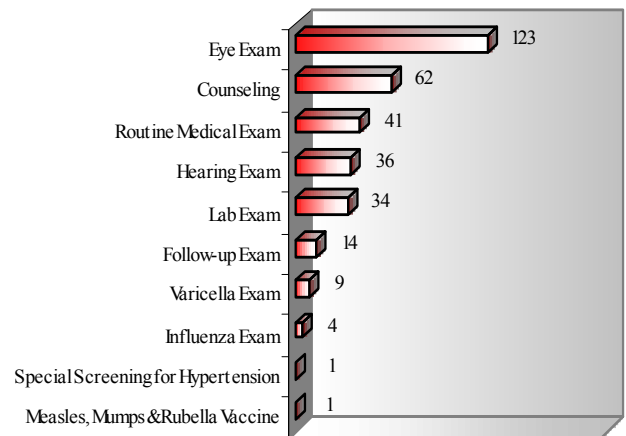
Top 10 Conditions for Injury & Illness Related Visits During 2007-2008



Top 10 Conditions Seen at the SBHC During 2007-2008, by Category



Top 10 Reasons for General Preventive Medicine Visits During 2007-2008



St. Helena Central Elementary School-Based Health Center

St. Helena Central Elementary SBHC  
P.O. Box 1207/1798 Hwy 1042  
Greensburg, LA 70441  
(225) 222-3240  
(225) 222-3234 Fax

Staff

Tonya Mayer, RN  
Keatha Franklin, MSW  
Karen Baiamonte, Secretary/Data Coordinator  
Irwin Cohen, MD, Pediatrician



St. Helena Community Health Center  
P.O. Box 1207  
Greensburg, LA 70441  
Linda Beauvais, Executive Director

Center Opened:

February 2000

School Served:

St. Helena Elementary

Total Enrollment in School:

539

Total Enrollment in SBHC:

517

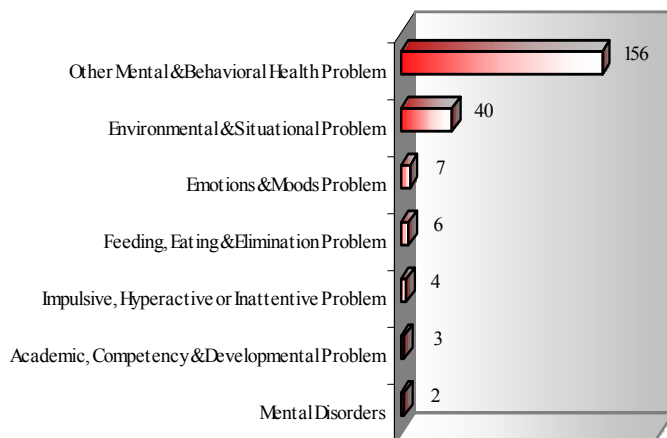
Total Visits to SBHC:

1,623

Grades Served:

PreK-4

Top 7 Mental & Behavioral Health Issues Addressed During 2007-2008, by Category



Top 10 Conditions for Injury & Illness Related Visits During 2007-2008

