



Opioid Surveillance Update

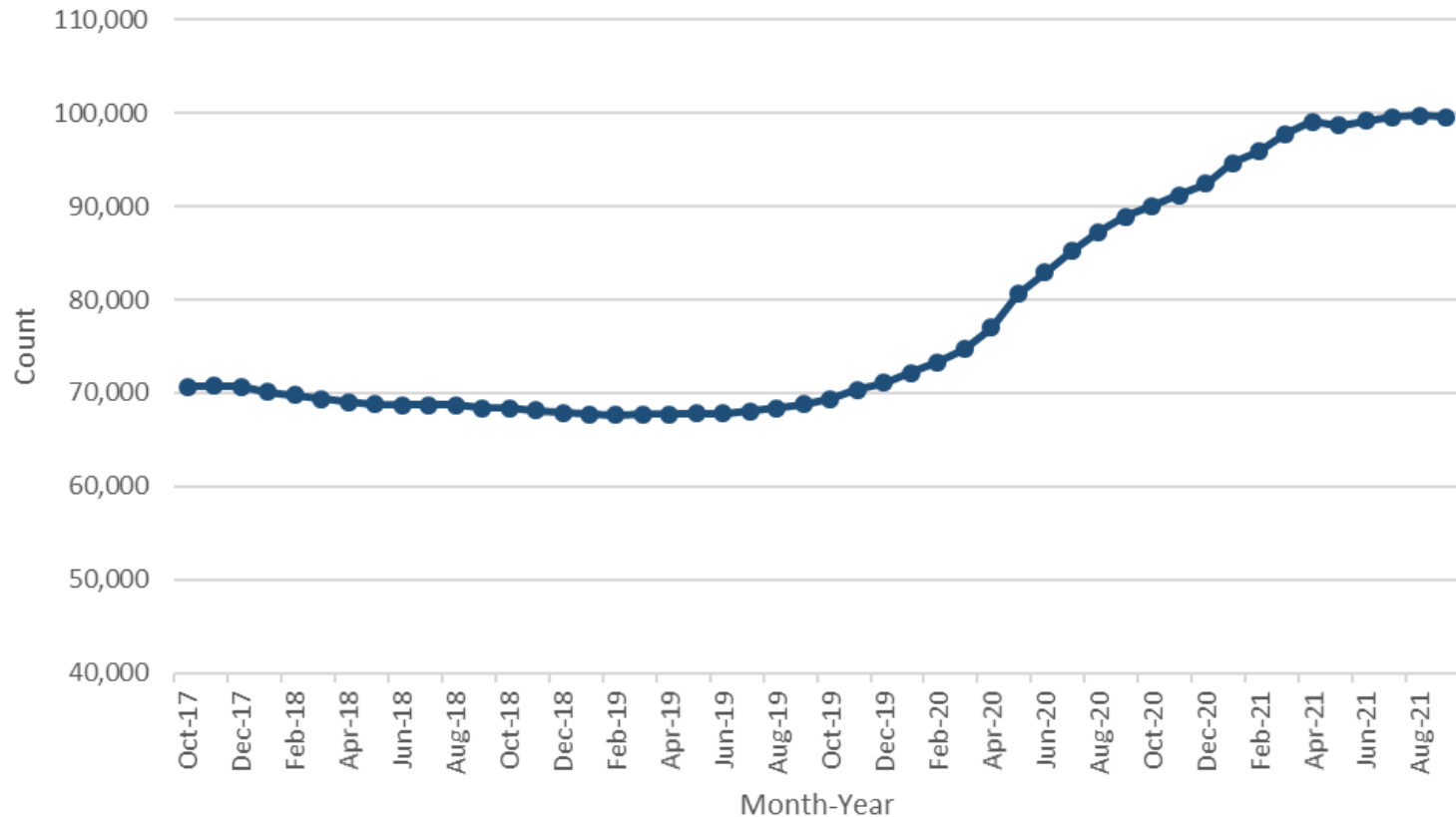
Advisory Council on Heroin and
Opioid Prevention and Education

Presented by Louisiana Opioid Surveillance
Program, OPH Bureau of Health Informatics
Nell Wilson, MPA, Project Director
Tranettea Williams, MPH, Senior Epidemiologist

All Drug Poisoning Deaths

United States, 10/2017 to 9/2021

12-month provisional counts



Source: NCHS, National Vital Statistics System, extracted by Louisiana Opioid Surveillance Program.

NOTE: Graph has been magnified to better display the trend.

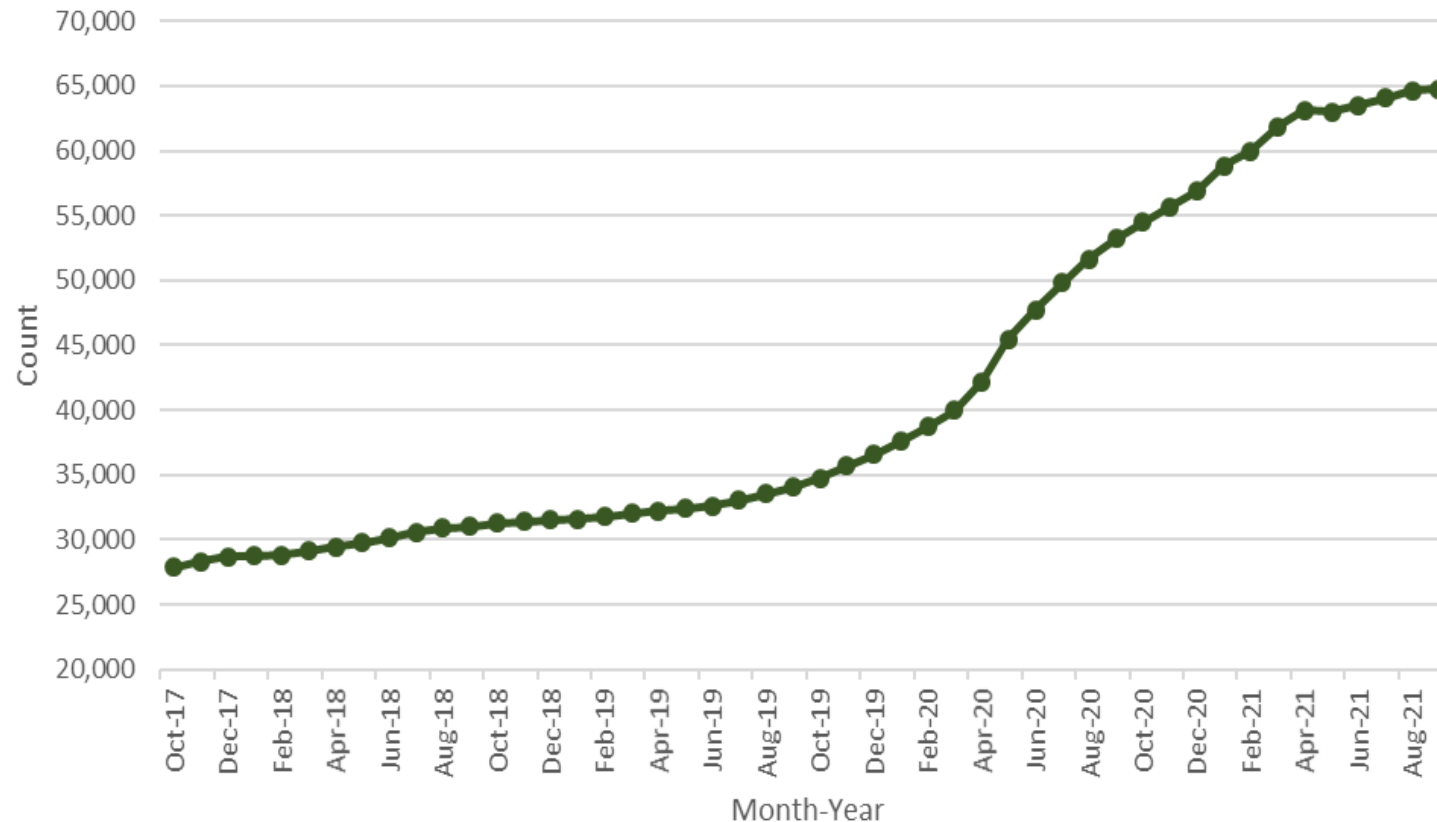
Estimates for 2021 are based on provisional data.

Estimates for 2015-2020 are based on final data (available from: https://www.cdc.gov/nchs/nvss/mortality_public_use_data.htm).

Opioid Poisoning Deaths

United States, 10/2017 to 9/2021

12-month provisional counts



Source: NCHS, National Vital Statistics System, extracted by Louisiana Opioid Surveillance Program.

NOTE: Graph has been magnified to better display the trend.

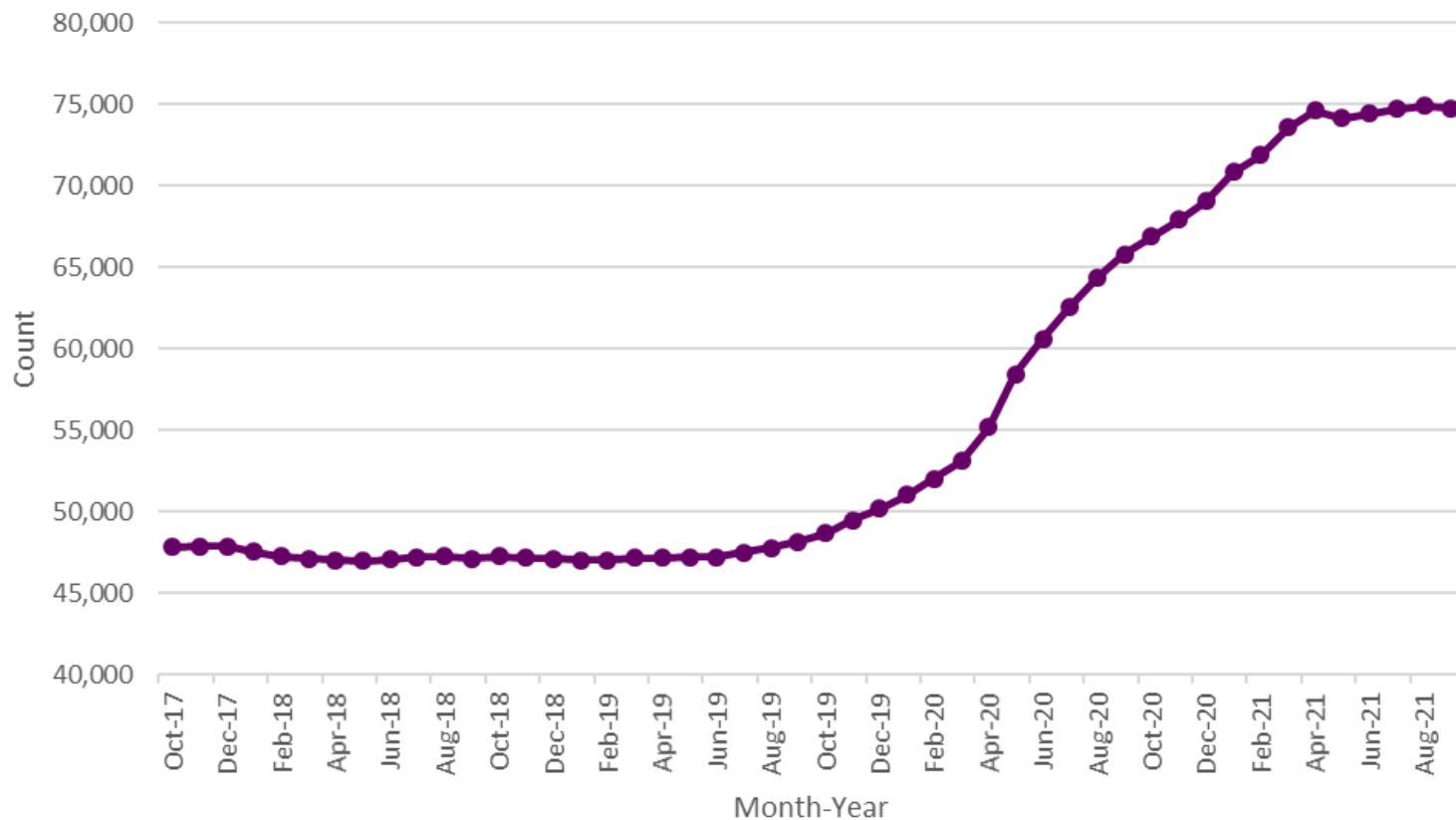
Estimates for 2021 are based on provisional data.

Estimates for 2015-2020 are based on final data (available from: https://www.cdc.gov/nchs/nvss/mortality_public_use_data.htm).

Synthetic Opioid (Fentanyl) Poisoning Deaths

United States, 10/2017 to 9/2021

12-month provisional counts



Source: NCHS, National Vital Statistics System, extracted by Louisiana Opioid Surveillance Program.

NOTE: Graph has been magnified to better display the trend.

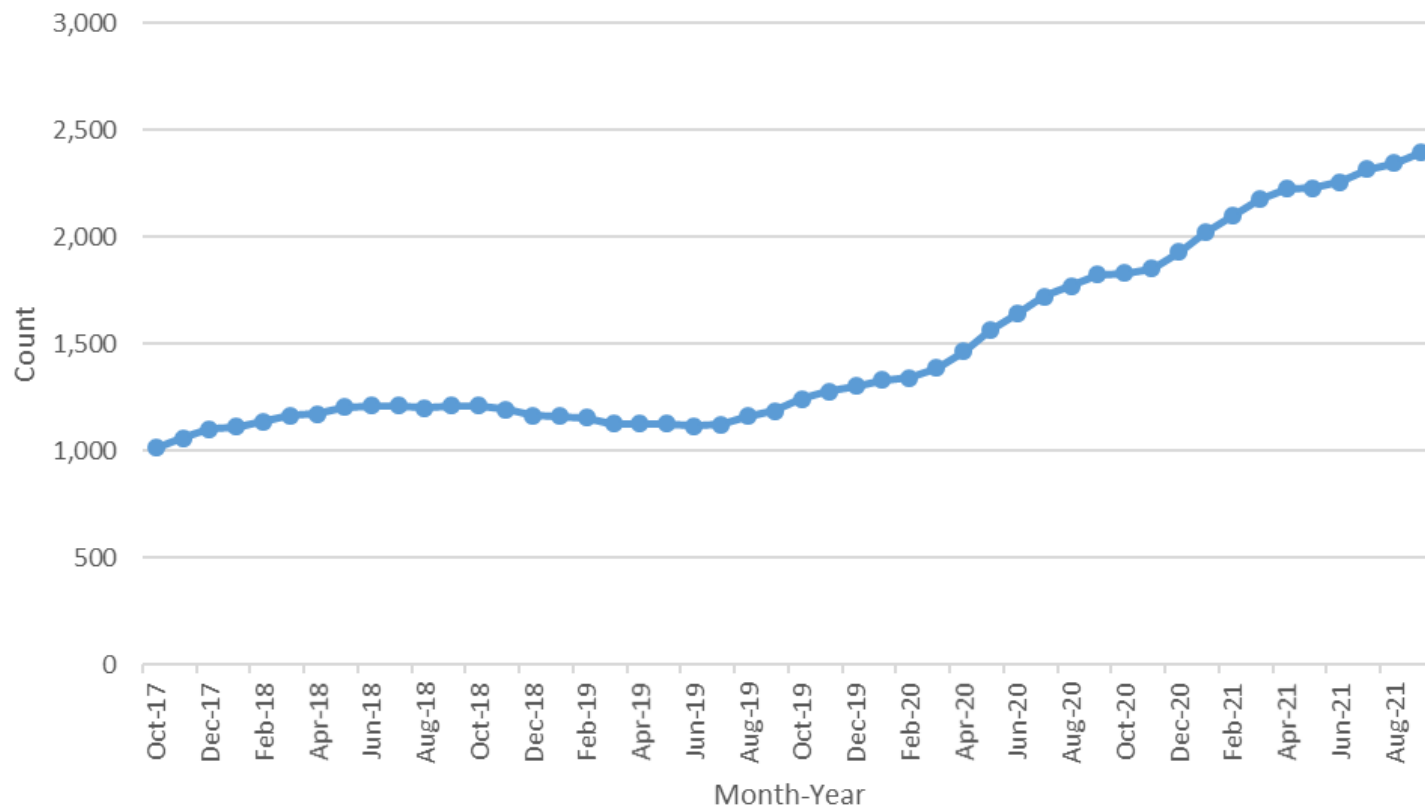
Estimates for 2021 are based on provisional data.

Estimates for 2015-2020 are based on final data (available from: https://www.cdc.gov/nchs/nvss/mortality_public_use_data.htm).

All Drug Poisoning Deaths

Louisiana, 10/2017 to 9/2021

12-month provisional counts



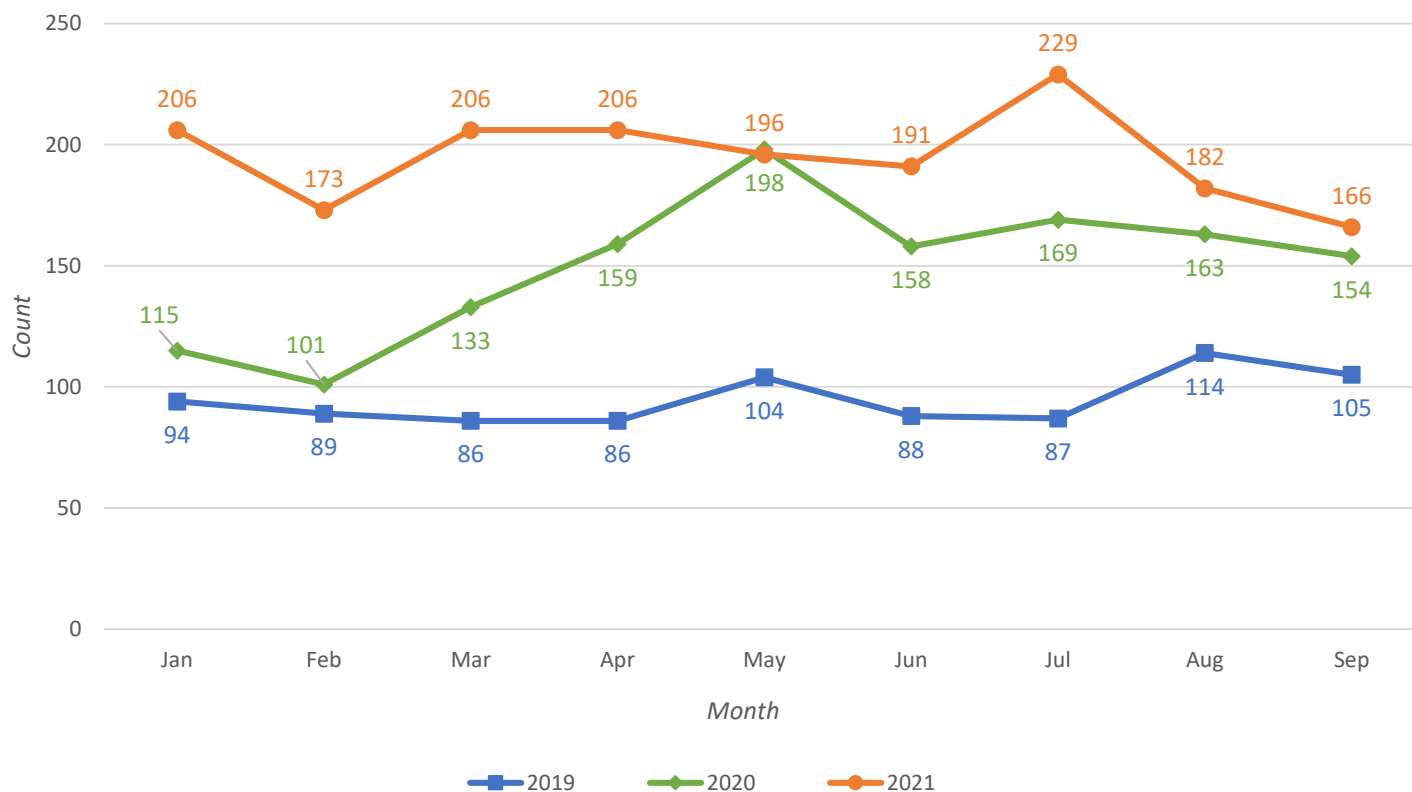
Source: NCHS, National Vital Statistics System, extracted by Louisiana Opioid Surveillance Program.

Estimates for 2021 are based on provisional data.

Estimates for 2015-2020 are based on final data (available from: https://www.cdc.gov/nchs/nvss/mortality_public_use_data.htm).

All Drug Poisoning Deaths by Month

Louisiana, 2019-2021*

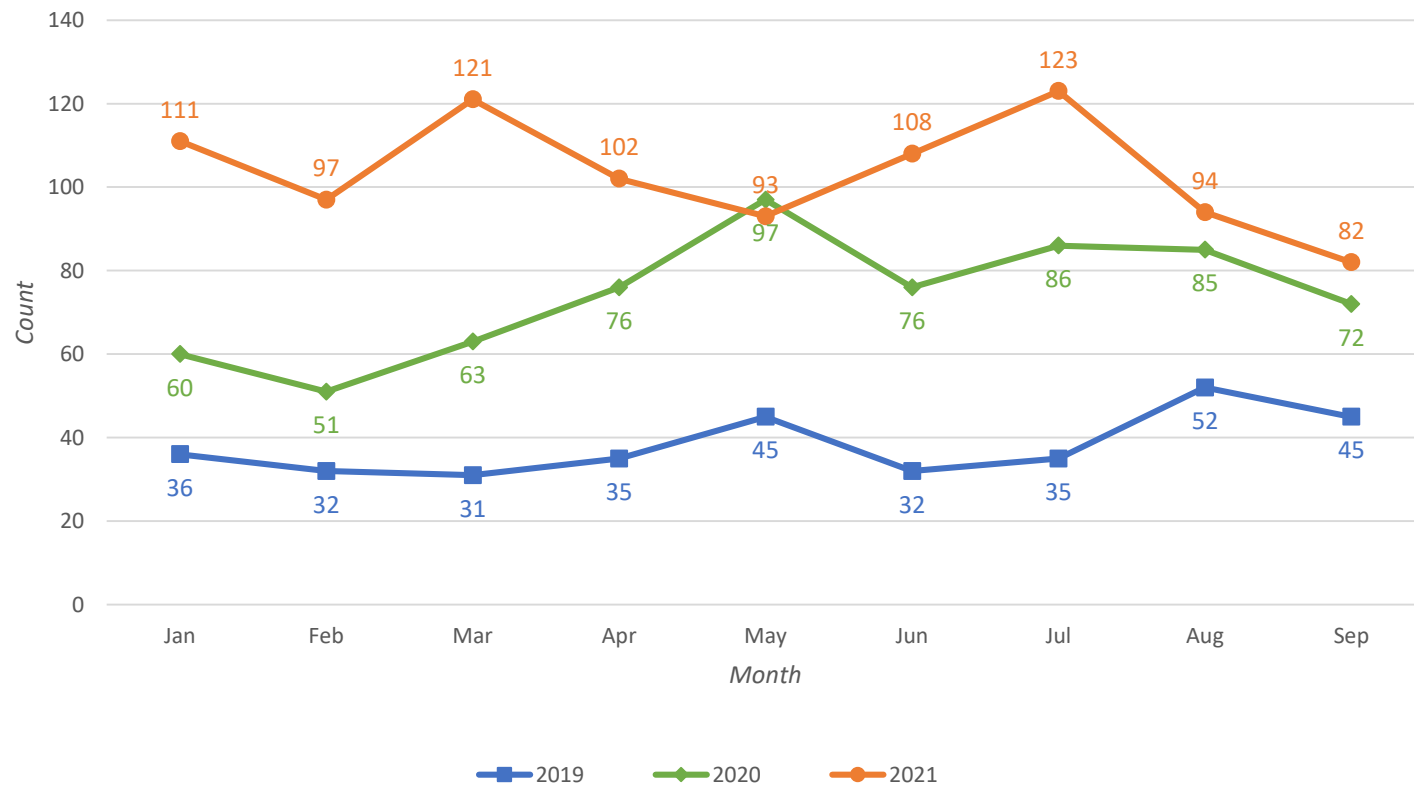


Source: Louisiana Electronic Event Registration System, extracted by Louisiana Opioid Surveillance Program.

*2021 data is preliminary.

Opioid Poisoning Deaths by Month

Louisiana, 2019-2021*

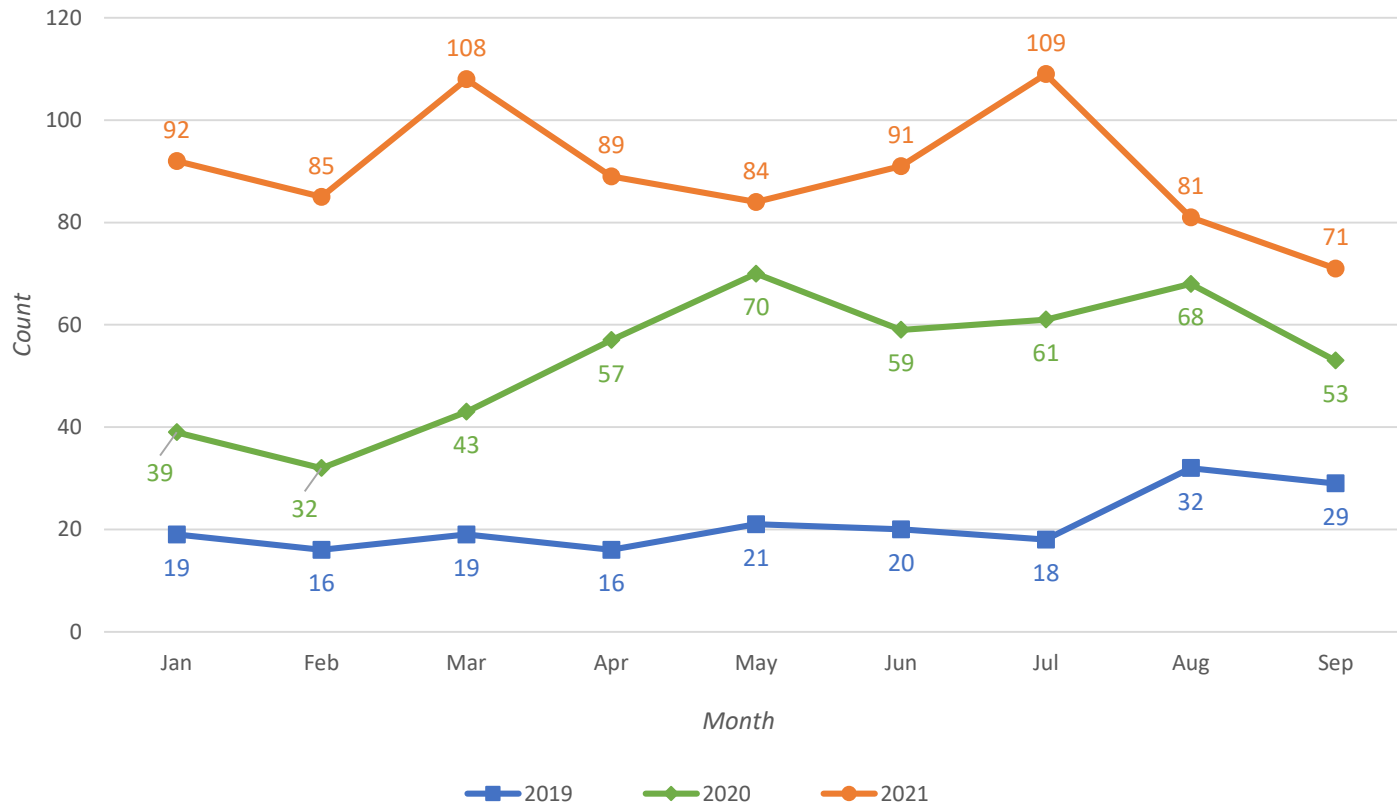


Source: Louisiana Electronic Event Registration System, extracted by Louisiana Opioid Surveillance Program.

*2021 data is preliminary.

Synthetic Opioid Poisoning Deaths by Month

Louisiana, 2019-2021*

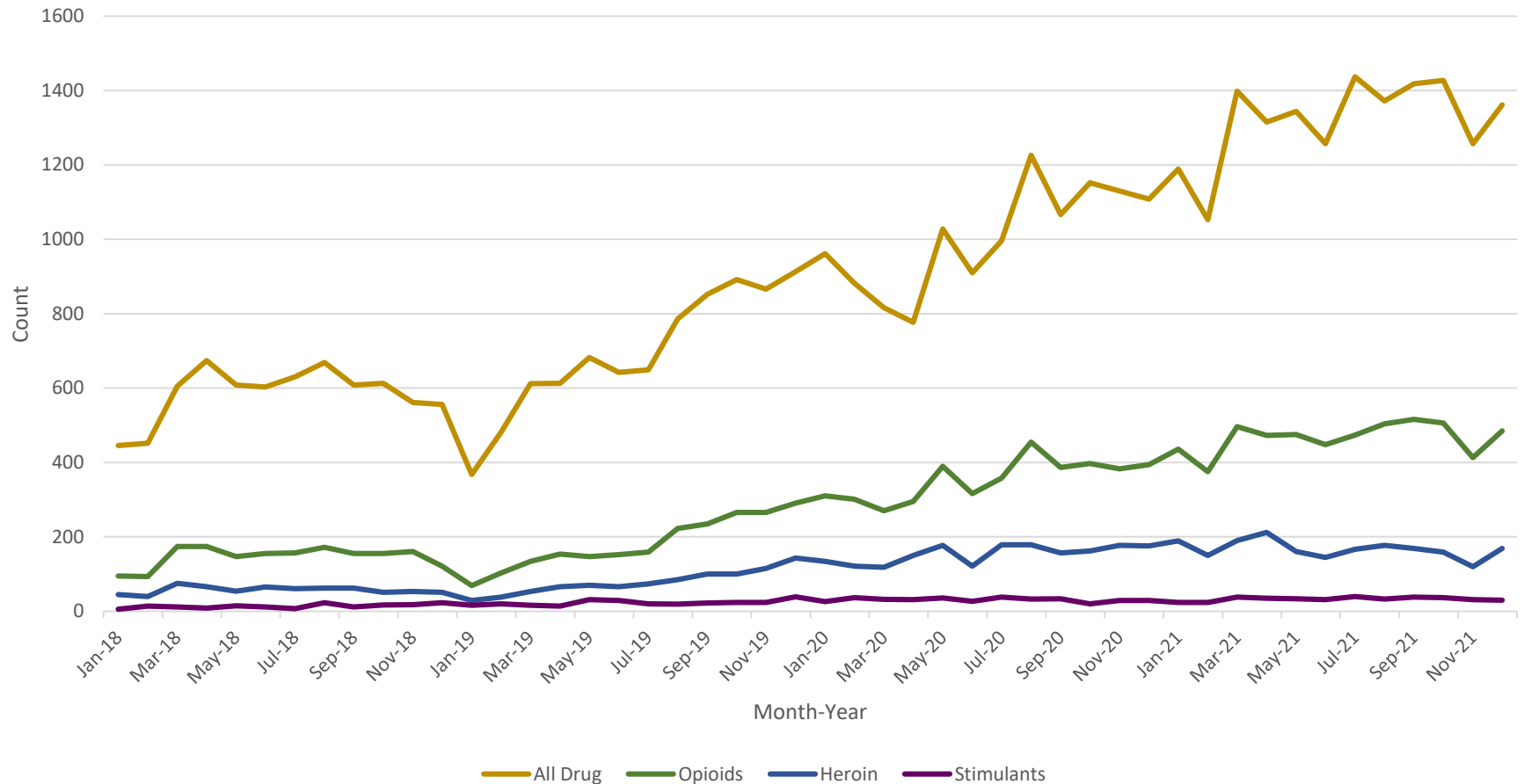


Source: Louisiana Electronic Event Registration System, extracted by Louisiana Opioid Surveillance Program.

*2021 data is preliminary.

Emergency Department Overdose Visits by Chief Complaint

Louisiana, 2018-2021



Source: : Electronic Surveillance System for the Early Notification of Community-based Epidemics (ESSENCE), Bureau of Infectious Disease Epidemiology, analyzed by the Bureau of Health Informatics

1,334

Drug-involved deaths
(death location), 2018

455

Opioid-involved deaths
(death location), 2018

12,566

Drug poisoning-related
ED visits, 2016

46

Stimulant prescriptions
per 100 people
(prescriber location),
2018

96

Opioid analgesic
prescriptions per 100
people (prescriber
location), 2018

Explore Opioid and Other Drug Data in Louisiana

The [Louisiana Department of Health \(LDH\)](#) is working to address Louisiana's opioid problem by targeting resources for treatment throughout our state with focused attention on areas where data shows the most prevalent challenges. The Bureau of Health Informatics (BHI) in the Office of Public Health (OPH) is supporting these strategies by leveraging data from multiple internal and external sources to strengthen readiness, capacity building, and program development.

The Louisiana Opioid Data and Surveillance System is a tool developed to provide access to health professionals, researchers, and decision makers to understand, analyze, and apply data to statewide opioid abuse reduction efforts. Its goal is to evaluate the impact of programmatic and policy efforts and track the behavior of what is now considered a public health epidemic nationwide.

The Louisiana Opioid Data and Surveillance System is a tool developed to provide access to health professionals, researchers, and decision makers to understand, analyze, and apply data to statewide opioid abuse reduction efforts. Its goal is to evaluate the impact of programmatic and policy efforts and track the behavior of what is now considered a public health epidemic nationwide.

Data within this system is interactive, and can be used to explore trends and patterns. For more information on the system, its design, and the data it contains, please [submit a request here](#).

Acknowledgments: The site was funded through a partnership between the LDH Office of Public Health, Bureau of Health Informatics and the CDC National Center for Injury Prevention and Control, Cooperative Endeavor Agreement 6 NU17CE924870-02-01.

What do you want to know about opioids in Louisiana?

(Mouse over each selection for more information)

Choose a Topic:

Death

Choose a Measure:

Show data by:

☐ No Selection

Choose a Population:

Age:

Select Geography:

☐ No Selection

What measure type do you want to see:

SYSTEM UPDATES

8/7/2019

New data and measures available!

New data:

- Annual 2018 data for Death, Hospital Admissions, and Prescription data are now available
- Fourth quarter (Oct-Dec) 2018 Death data from Vital Records are now available
- Fourth quarter (Oct-Dec) 2018 Hospital Admissions data from LAHIDD are now available
- Fourth quarter (Oct-Dec) 2018 Prescription data from the PMP are now available

Tell us what you think!

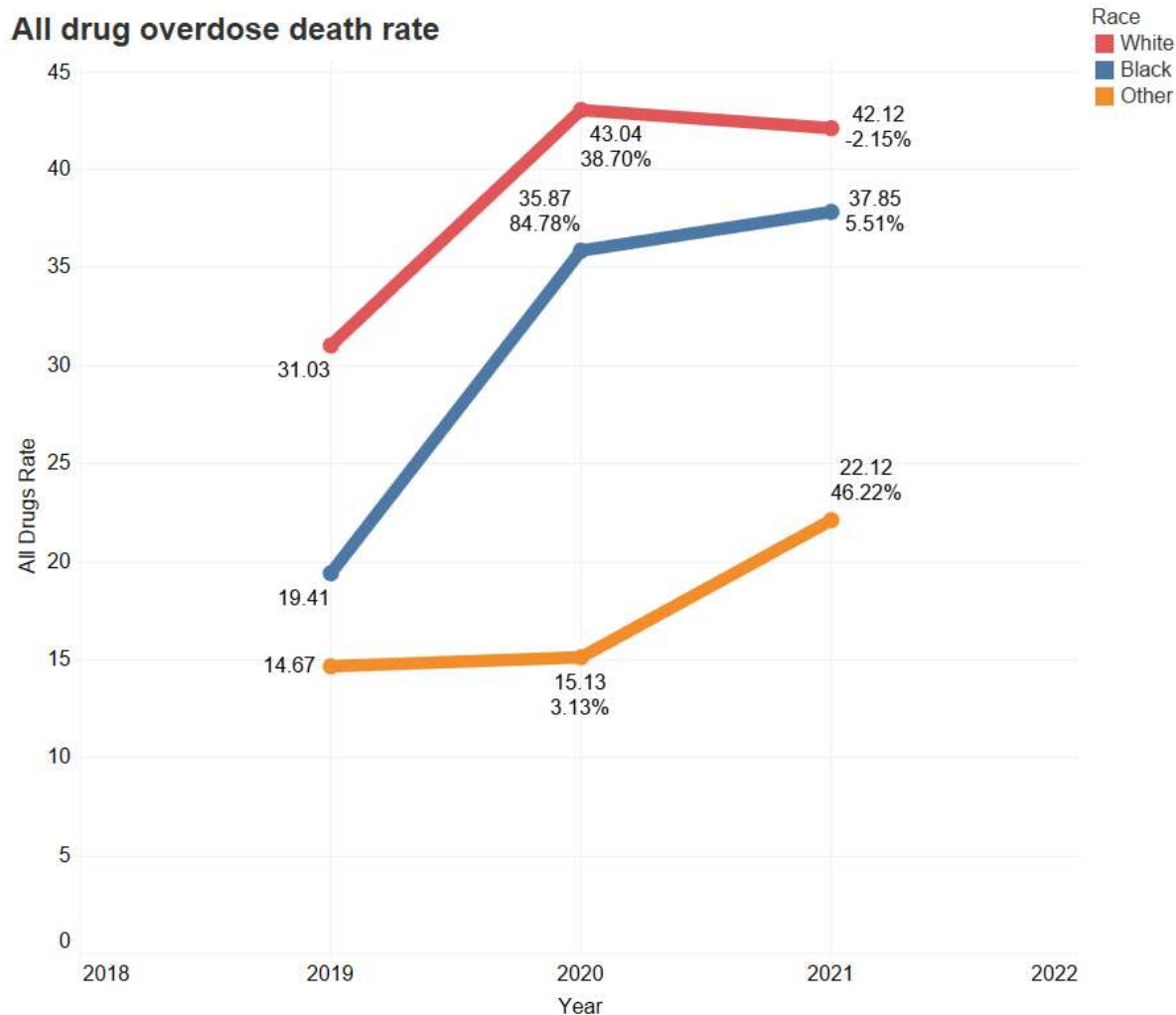
Subscribe

LOUISIANA
DEPARTMENT OF
HEALTH
Public Health

CDC
Injury Prevention

Find Treatment Now

Rates of All Drug Overdose* Deaths by Race Louisiana, 2019-2021**

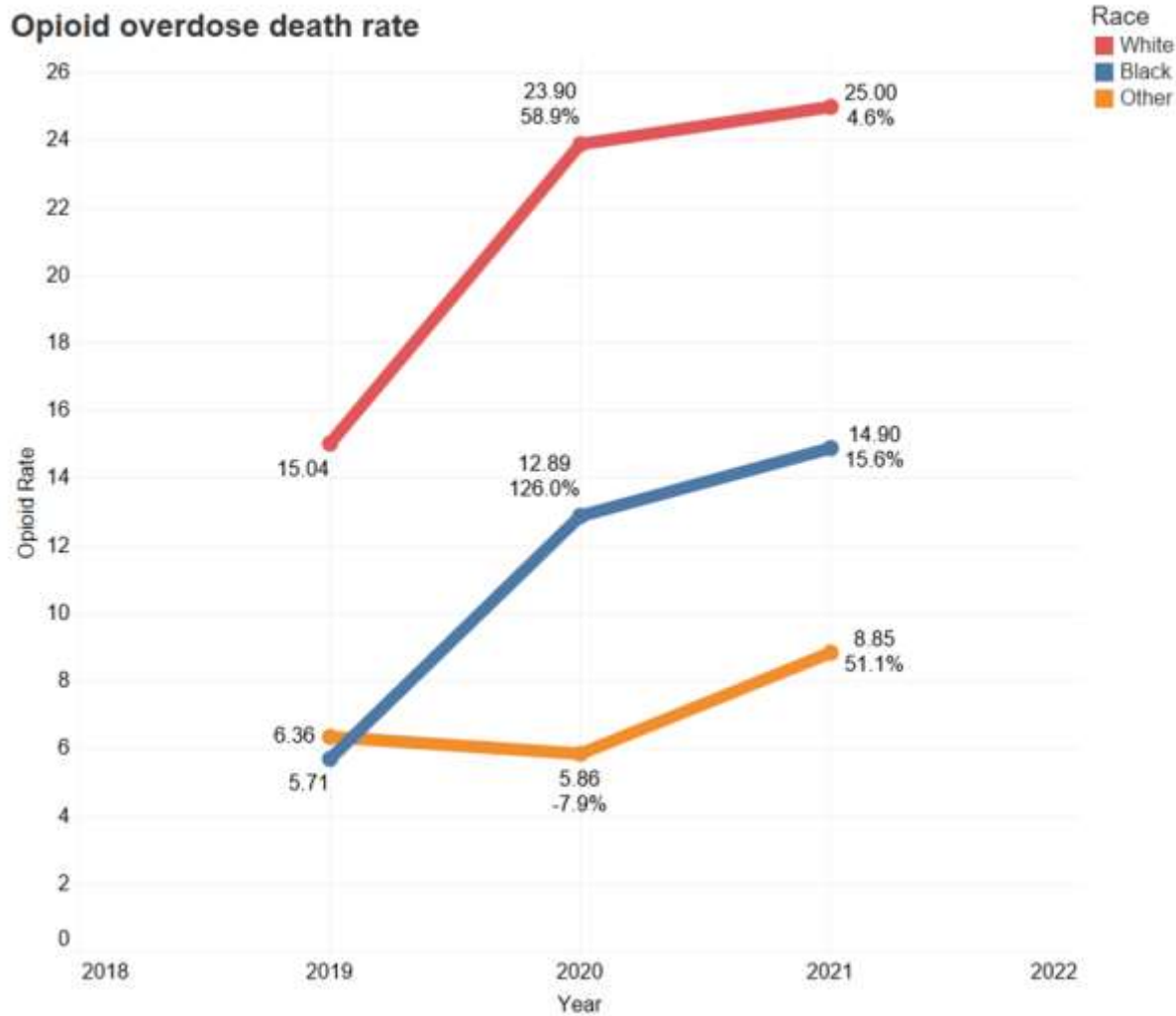


Source: Louisiana Electronic Event Registration System, extracted 2/2021 by Louisiana Opioid Surveillance Initiative.

*"Overdose" deaths are defined as those where a drug poisoning was certified in the death record as the primary cause of death.

**2021 data are preliminary and do not represent the final count for 2021 overdose deaths.

Rates of Opioid Overdose* Deaths by Race Louisiana, 2019-2021**

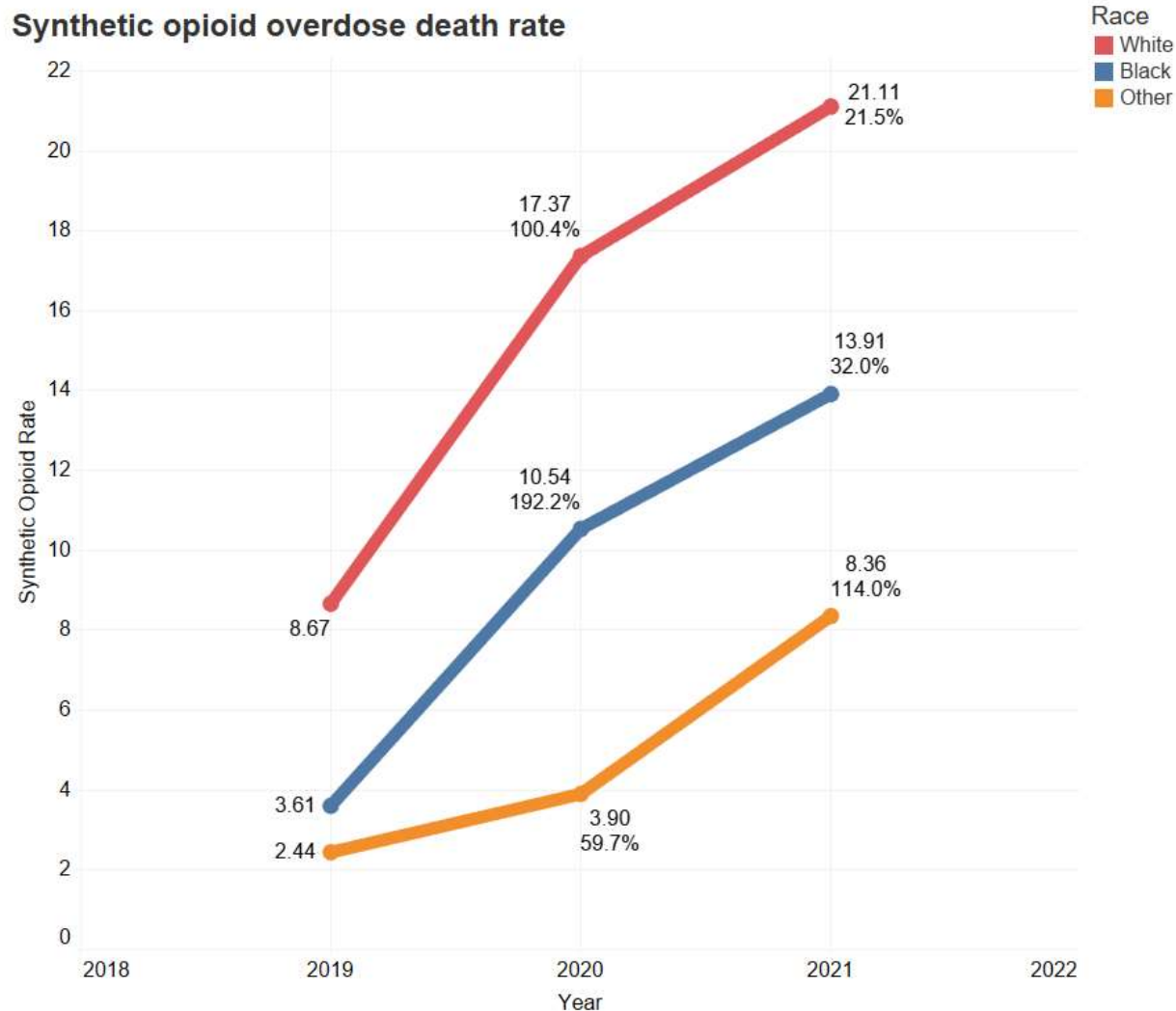


Source: Louisiana Electronic Event Registration System, extracted 2/2021 by Louisiana Opioid Surveillance Initiative.

*"Overdose" deaths are defined as those where a drug poisoning was certified in the death record as the primary cause of death.

**2021 data are preliminary and do not represent the final count for 2021 overdose deaths.

Rates of Synthetic Opioid Overdose* Deaths by Race Louisiana, 2019-2021**

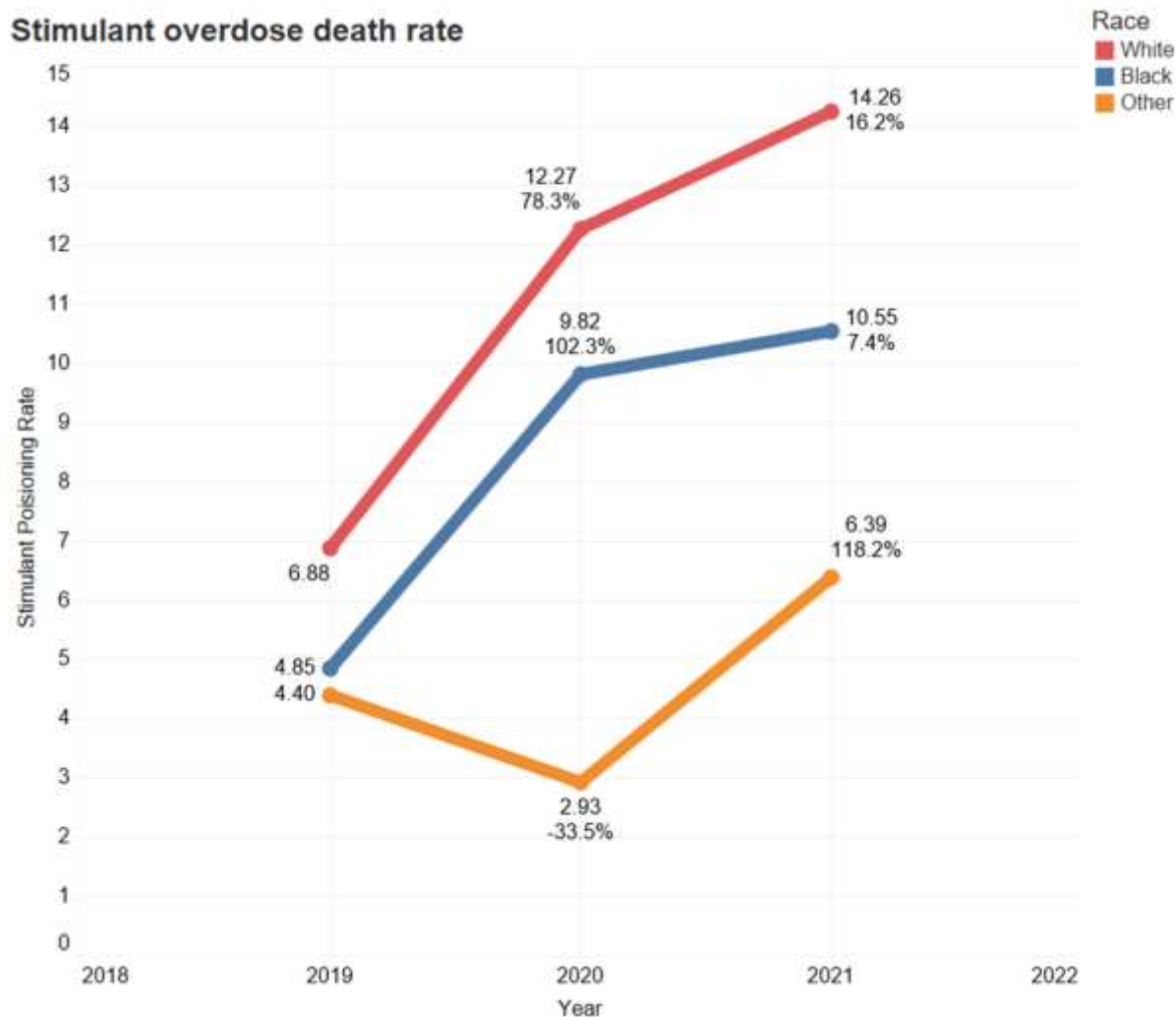


Source: Louisiana Electronic Event Registration System, extracted 2/2021 by Louisiana Opioid Surveillance Initiative.

*"Overdose" deaths are defined as those where a drug poisoning was certified in the death record as the primary cause of death.

**2021 data are preliminary and do not represent the final count for 2021 overdose deaths.

Rates of Stimulant Overdose* Deaths by Race Louisiana, 2019-2021**



Source: Louisiana Electronic Event Registration System, extracted 2/2021 by Louisiana Opioid Surveillance Initiative.

*"Overdose" deaths are defined as those where a drug poisoning was certified in the death record as the primary cause of death.

**2021 data are preliminary and do not represent the final count for 2021 overdose deaths.

What is happening?

COVID-19 Impacts

- Social distancing/isolation
- Shift to telehealth in treatment
- Redirection of public health resources
- Disruption of drug supply chains
- Exacerbation of key determinants of drug use

Street drugs are becoming more toxic.

- Black Americans exposed to unexpected and toxic levels of fentanyl more often.

Questions?

Nell Wilson, MPA

Project Director

La Opioid Surveillance Program

nell.wilson@la.gov

(225) 342-7437

Tranettea Williams, MPH

Senior Epidemiologist

La Opioid Surveillance Program

Tranettea.Williams@la.gov

(225) 342-7714

Contributors: Lee Mendoza, Ph.D.

